

Tourist accommodation indicators by tourist areas

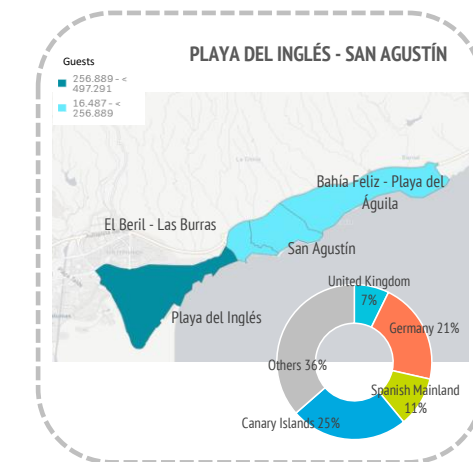
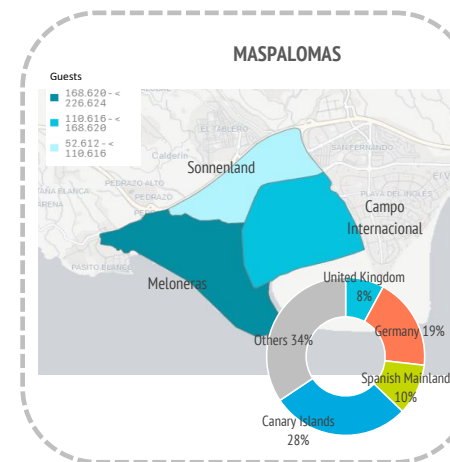
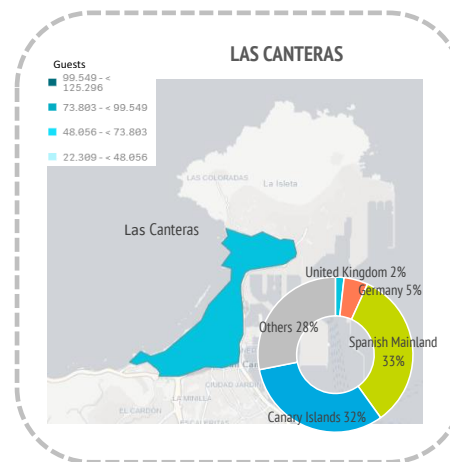
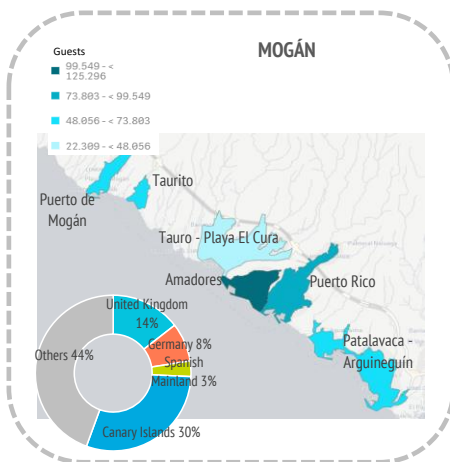
Gran Canaria (2021)



Guests in accommodation

| Tourist areas | Mogán turístico | | | | | | Las Canteras | Maspalomas | | | Playa del Inglés-San Agustín | | | | Others | Gran Canaria |
|----------------------|-----------------|---------------|---------------------|----------------|---------------|------------------------|----------------|----------------|---------------|---------------------|------------------------------|---------------------|---------------|------------------------------|----------------|------------------|
| | Puerto de Mogán | Taurito | Tauro-Playa el Cura | Amadores | Puerto Rico | Patalavaca-Arguineguín | Las Canteras | Meloneras | Sonnenland | Campo Internacional | Playa del Inglés | El Beril-Las Burras | San Agustín | Bahía Feliz-Playa del Águila | | |
| International | 33,072 | 35,053 | 21,256 | 82,942 | 44,530 | 61,351 | 77,124 | 163,561 | 17,514 | 86,220 | 340,028 | 10,783 | 49,254 | 10,586 | 42,336 | 1,075,610 |
| - United Kingdom | 8,370 | 10,248 | 1,600 | 21,370 | 11,406 | 7,195 | 3,983 | 14,175 | 6,135 | 14,194 | 38,577 | 839 | 4,821 | 1,623 | 4,842 | 149,378 |
| - Germany | 5,662 | 4,598 | 3,458 | 11,575 | 1,020 | 7,082 | 11,055 | 59,375 | 3,460 | 19,697 | 110,402 | 3,312 | 18,536 | 2,238 | 8,293 | 269,763 |
| - Others | 19,040 | 20,207 | 16,198 | 49,997 | 32,104 | 47,074 | 62,086 | 90,011 | 7,919 | 52,329 | 191,049 | 6,632 | 25,897 | 6,725 | 29,201 | 656,469 |
| Spain | 33,056 | 17,091 | 1,053 | 42,354 | 31,685 | 12,292 | 143,849 | 63,063 | 35,098 | 71,468 | 157,263 | 5,704 | 44,860 | 13,805 | 81,158 | 753,799 |
| - Spanish Mainland | 1,306 | 4,418 | 407 | 1,762 | 1,848 | 3,605 | 73,535 | 30,124 | 1,341 | 14,243 | 45,016 | 1,089 | 17,823 | 2,502 | 43,336 | 242,355 |
| - Canary Islands | 31,750 | 12,673 | 646 | 40,592 | 29,837 | 8,687 | 70,314 | 32,939 | 33,757 | 57,225 | 112,247 | 4,615 | 27,037 | 11,303 | 37,822 | 511,444 |
| Total | 66,128 | 52,144 | 22,309 | 125,296 | 76,215 | 73,643 | 220,973 | 226,624 | 52,612 | 157,688 | 497,291 | 16,487 | 94,114 | 24,391 | 123,494 | 1,829,409 |

| Tourist areas | Mogán turístico | | | | | | Las Canteras | Maspalomas | | | Playa del Inglés-San Agustín | | | | Others | Gran Canaria |
|----------------------|-----------------|-------------|---------------------|-------------|-------------|------------------------|--------------|-------------|-------------|---------------------|------------------------------|---------------------|-------------|------------------------------|-------------|--------------|
| | Puerto de Mogán | Taurito | Tauro-Playa el Cura | Amadores | Puerto Rico | Patalavaca-Arguineguín | Las Canteras | Meloneras | Sonnenland | Campo Internacional | Playa del Inglés | El Beril-Las Burras | San Agustín | Bahía Feliz-Playa del Águila | | |
| International | 50.0% | 67.2% | 95.3% | 66.2% | 58.4% | 83.3% | 34.9% | 72.2% | 33.3% | 54.7% | 68.4% | 65.4% | 52.3% | 43.4% | 34.3% | 58.8% |
| - United Kingdom | 12.7% | 19.7% | 7.2% | 17.1% | 15.0% | 9.8% | 1.8% | 6.3% | 11.7% | 9.0% | 7.8% | 5.1% | 5.1% | 6.7% | 3.9% | 8.2% |
| - Germany | 8.6% | 8.8% | 15.5% | 9.2% | 1.3% | 9.6% | 5.0% | 26.2% | 6.6% | 12.5% | 22.2% | 20.1% | 19.7% | 9.2% | 6.7% | 14.7% |
| - Others | 28.8% | 38.8% | 72.6% | 39.9% | 42.1% | 63.9% | 28.1% | 39.7% | 15.1% | 33.2% | 38.4% | 40.2% | 27.5% | 27.6% | 23.6% | 35.9% |
| Spain | 50.0% | 32.8% | 4.7% | 33.8% | 41.6% | 16.7% | 65.1% | 27.8% | 66.7% | 45.3% | 31.6% | 34.6% | 47.7% | 56.6% | 65.7% | 41.2% |
| - Spanish Mainland | 2.0% | 8.5% | 1.8% | 1.4% | 2.4% | 4.9% | 33.3% | 13.3% | 2.5% | 9.0% | 9.1% | 6.6% | 18.9% | 10.3% | 35.1% | 13.2% |
| - Canary Islands | 48.0% | 24.3% | 2.9% | 32.4% | 39.1% | 11.8% | 31.8% | 14.5% | 64.2% | 36.3% | 22.6% | 28.0% | 28.7% | 46.3% | 30.6% | 28.0% |
| Total | 100% | 100% | 100% | 100% | 100% | 100% | 100% | 100% | 100% | 100% | 100% | 100% | 100% | 100% | 100% | 100% |



Tourist accommodation indicators by tourist areas

Gran Canaria (2021)



Other indicators

| Tourist areas | | Mogán turístico | | | | | Las Canteras | Maspalomas | | | Playa del Inglés-San Agustín | | | | Others | Gran Canaria |
|-------------------------------------|-----------------|-----------------|---------------------|----------------|----------------|------------------------|----------------|------------------|----------------|---------------------|------------------------------|---------------------|----------------|------------------------------|----------------|-------------------|
| Description | Puerto de Mogán | Taurito | Tauro-Playa el Cura | Amadores | Puerto Rico | Patalavaca-Arguineguín | Las Canteras | Meloneras | Sonnenland | Campo Internacional | Playa del Inglés | El Beril-Las Burras | San Agustín | Bahía Feliz-Playa del Águila | | |
| Bednights | | | | | | | | | | | | | | | | |
| International | 233,311 | 271,234 | 164,687 | 635,640 | 372,811 | 623,233 | 373,473 | 1,332,533 | 163,192 | 713,870 | 3,001,093 | 97,978 | 392,842 | 70,158 | 151,955 | 8,598,010 |
| - United Kingdom | 63,789 | 81,021 | 11,998 | 162,474 | 96,590 | 83,148 | 18,030 | 107,562 | 50,715 | 113,851 | 311,490 | 6,930 | 36,002 | 11,833 | 21,359 | 1,176,792 |
| - Germany | 45,938 | 37,539 | 25,651 | 94,600 | 7,145 | 78,915 | 63,404 | 539,381 | 39,480 | 185,521 | 1,111,663 | 33,124 | 164,051 | 18,167 | 32,945 | 2,477,524 |
| - Others | 123,584 | 152,674 | 127,038 | 378,566 | 269,076 | 461,170 | 292,039 | 685,590 | 72,997 | 414,498 | 1,577,940 | 57,924 | 192,789 | 40,158 | 97,651 | 4,943,694 |
| Spain | 98,278 | 63,595 | 4,311 | 159,221 | 100,245 | 74,172 | 415,462 | 319,741 | 178,781 | 367,887 | 693,197 | 30,276 | 150,786 | 52,928 | 182,797 | 2,891,677 |
| - Spanish Mainland | 7,322 | 23,127 | 1,739 | 12,197 | 8,414 | 24,624 | 257,221 | 164,096 | 6,237 | 74,987 | 266,957 | 8,042 | 66,849 | 15,272 | 108,951 | 1,046,035 |
| - Canary Islands | 90,956 | 40,468 | 2,572 | 147,024 | 91,831 | 49,548 | 158,241 | 155,645 | 172,544 | 292,900 | 426,240 | 22,234 | 83,937 | 37,656 | 73,846 | 1,845,642 |
| Total | 331,589 | 334,829 | 168,998 | 794,861 | 473,056 | 697,405 | 788,935 | 1,652,274 | 341,973 | 1,081,757 | 3,694,290 | 128,254 | 543,628 | 123,086 | 334,752 | 11,489,687 |
| Length of stay | | | | | | | | | | | | | | | | |
| International | 7.1 | 7.7 | 7.7 | 7.7 | 8.4 | 10.2 | 4.8 | 8.1 | 9.3 | 8.3 | 8.8 | 9.1 | 8.0 | 6.6 | 3.6 | 8.0 |
| - United Kingdom | 7.6 | 7.9 | 7.5 | 7.6 | 8.5 | 11.6 | 4.5 | 7.6 | 8.3 | 8.0 | 8.1 | 8.3 | 7.5 | 7.3 | 4.4 | 7.9 |
| - Germany | 8.1 | 8.2 | 7.4 | 8.2 | 7.0 | 11.1 | 5.7 | 9.1 | 11.4 | 9.4 | 10.1 | 10.0 | 8.9 | 8.1 | 4.0 | 9.2 |
| Spain | 3.0 | 3.7 | 4.1 | 3.8 | 3.2 | 6.0 | 2.9 | 5.1 | 5.1 | 5.1 | 4.4 | 5.3 | 3.4 | 3.8 | 2.3 | 3.8 |
| - Spanish Mainland | 5.6 | 5.2 | 4.3 | 6.9 | 4.6 | 6.8 | 3.5 | 5.4 | 4.7 | 5.3 | 5.9 | 7.4 | 3.8 | 6.1 | 2.5 | 4.3 |
| - Canary Islands | 2.9 | 3.2 | 4.0 | 3.6 | 3.1 | 5.7 | 2.3 | 4.7 | 5.1 | 5.1 | 3.8 | 4.8 | 3.1 | 3.3 | 2.0 | 3.6 |
| Accommodation establishments | | | | | | | | | | | | | | | | |
| Accommodation establishments | 5 | 3 | 4 | 12 | 16 | 8 | 36 | 10 | 8 | 19 | 105 | 7 | 9 | 3 | 15 | 261 |
| Bed-spaces | 2,620 | 1,272 | 1,005 | 4,109 | 3,330 | 3,590 | 5,239 | 8,152 | 2,196 | 4,952 | 22,495 | 898 | 3,348 | 790 | 2,761 | 66,755 |
| ADR (€) | 136.3 | 98.3 | 78.6 | 87.3 | 74.3 | 90.5 | 65.6 | 176.4 | 65.9 | 92.6 | 93.0 | 110.7 | 129.8 | 48.3 | 92.8 | 103.2 |
| RevPar (€) | 47.8 | 70.4 | 40.2 | 54.0 | 33.2 | 52.7 | 36.0 | 100.3 | 30.0 | 57.1 | 51.1 | 51.2 | 70.7 | 25.5 | 42.7 | 56.2 |
| Total revenue (€ million) | 19.4 | 15.5 | 5.7 | 33.6 | 16.9 | 24.3 | 33.1 | 144.3 | 8.8 | 43.2 | 174.6 | 7.2 | 34.2 | 2.9 | 20.1 | 584 |
| Bed-space occupancy rate (%) | 34.7 | 71.8 | 46.0 | 52.8 | 38.8 | 53.0 | 41.2 | 55.5 | 42.6 | 59.6 | 44.9 | 39.1 | 44.4 | 42.5 | 33.2 | 47.0 |
| Occupancy rate (room/apt. (%)) | 35.1 | 71.6 | 51.1 | 61.9 | 44.7 | 58.2 | 54.9 | 56.8 | 45.6 | 61.6 | 54.9 | 46.2 | 54.5 | 52.9 | 46.0 | 54.4 |
| Tourist population ⁽¹⁾ | 908 | 917 | 463 | 2,178 | 1,296 | 1,911 | 2,161 | 4,527 | 937 | 2,964 | 10,121 | 351 | 1,489 | 337 | 917 | 31,479 |
| Employment | 353 | 254 | 164 | 482 | 332 | 514 | 560 | 2,046 | 205 | 700 | 2,455 | 77 | 519 | 63 | 542 | 9,265 |

Source: Encuestas de Alojamiento Turístico (ISTAC).

(1) Equivalent tourist population is obtained by dividing the total number of bednights during the reference period by 365 days (366 in case of leap year).