

Tourist accommodation indicators by tourist areas

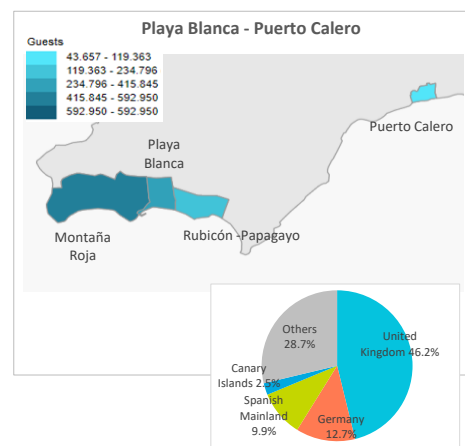
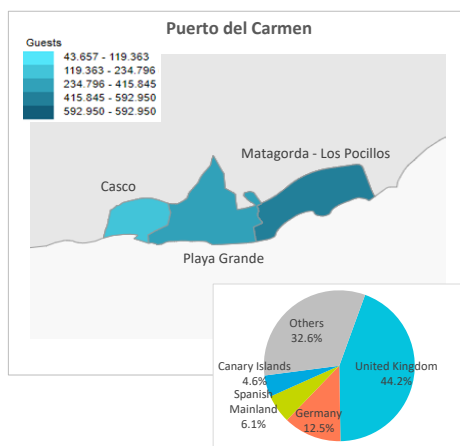
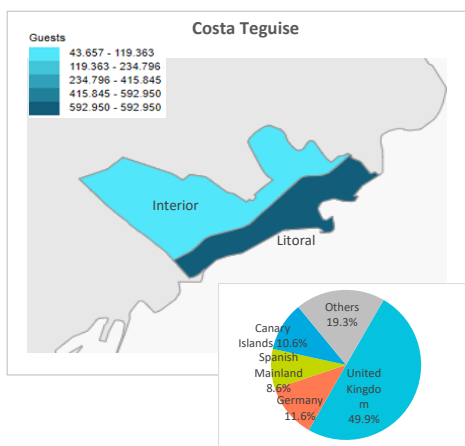
Lanzarote (2017)



Guests in accommodation

Tourist areas	Costa Teguisse		Puerto del Carmen			Playa Blanca - Puerto Calero			Others	Lanzarote	
	Interior	Litoral	Casco	Playa Grande	Matagorda-Los Pocillos	Montaña Roja	Playa Blanca	Rubicon-Papagayo			Puerto Calero
International	74,171	490,407	104,780	331,731	427,324	378,586	198,632	124,661	37,192	102,227	2,269,711
- United Kingdom	50,631	298,009	65,354	178,220	184,012	204,008	88,372	76,359	20,775	27,029	1,192,769
- Germany	5,899	75,233	3,940	16,774	99,884	37,841	49,816	14,168	5,246	11,520	320,321
- Others	17,641	117,165	35,486	136,737	143,428	136,737	60,444	34,134	11,171	63,678	756,621
Spain	31,094	102,543	14,583	37,104	51,882	37,259	36,164	24,700	6,465	31,428	373,222
- Spanish Mainland	13,226	46,512	5,193	18,460	35,295	26,895	33,133	17,824	5,483	15,094	217,115
- Canary Islands	17,868	56,031	9,390	18,644	16,587	10,364	3,031	6,876	982	16,334	156,107
Total	105,265	592,950	119,363	368,835	479,206	415,845	234,796	149,361	43,657	133,655	2,642,933

Tourist areas	Costa Teguisse		Puerto del Carmen			Playa Blanca - Puerto Calero			Others	Lanzarote	
	Interior	Litoral	Casco	Playa Grande	Matagorda-Los Pocillos	Montaña Roja	Playa Blanca	Rubicon-Papagayo			Puerto Calero
International	70.5%	82.7%	87.8%	89.9%	89.2%	91.0%	84.6%	83.5%	85.2%	76.5%	85.9%
- United Kingdom	48.1%	50.3%	54.8%	48.3%	38.4%	49.1%	37.6%	51.1%	47.6%	20.2%	45.1%
- Germany	5.6%	12.7%	3.3%	4.5%	20.8%	9.1%	21.2%	9.5%	12.0%	8.6%	12.1%
- Others	16.8%	19.8%	29.7%	37.1%	29.9%	32.9%	25.7%	22.9%	25.6%	47.6%	28.6%
Spain	29.5%	17.3%	12.2%	10.1%	10.8%	9.0%	15.4%	16.5%	14.8%	23.5%	14.1%
- Spanish Mainland	12.6%	7.8%	4.4%	5.0%	7.4%	6.5%	14.1%	11.9%	12.6%	11.3%	8.2%
- Canary Islands	17.0%	9.4%	7.9%	5.1%	3.5%	2.5%	1.3%	4.6%	2.2%	12.2%	5.9%
Total	100%	100%	100%	100%	100%	100%	100%	100%	100%	100%	100%



Other indicators

Tourist areas	Costa Teguisse		Puerto del Carmen			Playa Blanca - Puerto Calero			Others	Lanzarote	
	Interior	Litoral	Casco	Playa Grande	Matagorda-Los Pocillos	Montaña Roja	Playa Blanca	Rubicon-Papagayo			Puerto Calero
Bednights	581,230	4,171,653	816,963	2,968,290	3,568,736	3,113,414	1,493,451	1,025,266	362,976	745,738	18,847,717
- United Kingdom	401,638	2,490,717	492,614	1,594,583	1,481,685	1,667,010	695,274	622,318	208,989	194,139	9,848,967
- Germany	52,576	703,294	43,675	207,600	956,268	384,209	323,272	139,328	74,887	95,362	2,980,471
- Others	127,016	977,642	280,674	1,166,107	1,130,783	1,062,195	474,905	263,620	79,100	456,237	6,018,279
Spain	166,214	555,198	66,751	198,470	309,882	274,180	239,620	150,632	31,895	99,409	2,092,251
- Spanish Mainland	69,044	252,628	32,112	124,540	230,082	214,566	226,629	110,618	28,103	59,220	1,347,542
- Canary Islands	97,170	302,570	34,639	73,930	79,800	59,614	12,991	40,014	3,792	40,189	744,709
Total	747,444	4,726,851	883,714	3,166,760	3,878,618	3,387,594	1,733,071	1,175,898	394,871	845,147	20,939,968
Length of stay	7.1	8.0	7.4	8.6	8.1	8.2	7.4	7.9	9.0	6.3	7.9
International	7.8	8.5	7.8	9.0	8.4	8.2	7.5	8.2	9.8	7.3	8.3
- United Kingdom	7.9	8.4	7.5	9.0	8.1	8.2	7.9	8.2	10.1	7.2	8.3
- Germany	8.9	9.4	11.1	12.4	9.6	10.2	6.5	9.8	14.3	8.3	9.3
Spain	5.4	5.4	4.6	5.4	6.0	7.4	6.6	6.1	4.9	3.2	5.6
- Canary Islands	5.4	5.4	3.7	4.0	4.8	5.8	4.3	5.8	3.9	2.5	4.8
ADR (€)	63.60	76.20	63.13	56.90	77.94	76.70	96.25	103.18	82.26	85.73	76.36
RevPar (€)	57.98	66.30	40.95	48.24	67.20	68.27	80.63	90.61	69.82	69.20	65.03
Bed-space occupancy rate (%)	88.57	84.71	63.90	73.86	80.00	86.87	74.77	82.00	76.24	68.28	79.47
Occupancy rate per room/apt. (%)	91.17	87.00	64.85	84.77	86.22	89.00	83.75	87.80	84.93	80.68	85.16
Tourist population ⁽¹⁾	2,048	12,950	2,421	8,676	10,626	9,281	4,748	3,222	1,082	2,315	57,370
Employment	287	2,109	265	1,015	1,742	1,706	1,155	703	296	500	9,778

Fuente: Encuestas de Alojamiento Turístico (ISTAC).

⁽¹⁾ La población turística equivalente corresponde a la división de las pernoctaciones anuales entre 365 días (o 366 días si el año es bisiesto).