

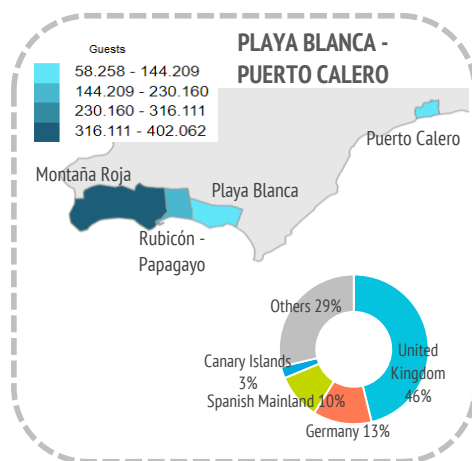
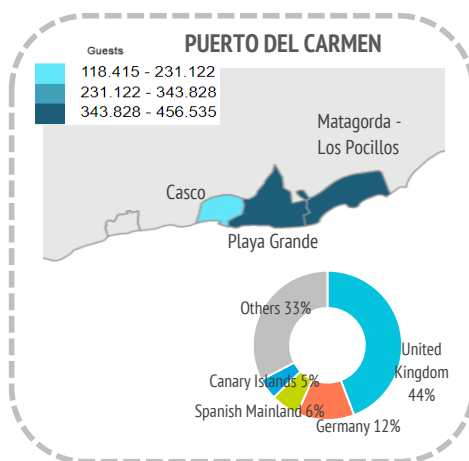
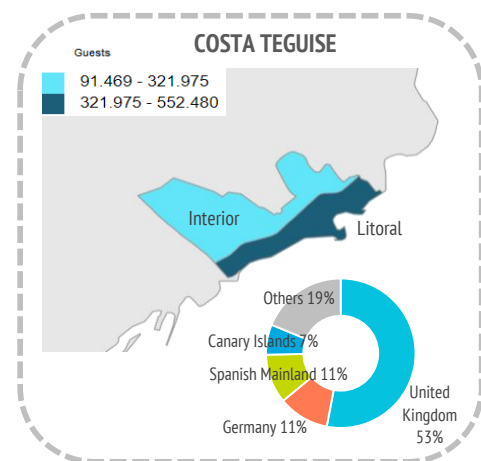
Tourist accommodation indicators by tourist areas

Lanzarote (2018)

Guests in accommodation

Tourist areas	Costa Teguisse		Puerto del Carmen			Playa Blanca - Puerto Calero				Others	Lanzarote	
	Interior	Litoral	Casco	Playa Grande	Matagorda-Los Pocillos	Montaña Roja	Playa Blanca	Rubión-Papagayo	Puerto Calero			
Description												
International	74,171	490,407	104,780	331,731	427,324	378,586	198,632	124,661	37,192	102,227	2,269,711	
- United Kingdom	50,631	298,009	65,354	178,220	184,012	204,008	88,372	76,359	20,775	27,029	1,192,769	
- Germany	5,899	75,233	3,940	16,774	99,884	37,841	49,816	14,168	5,246	11,520	320,321	
- Others	17,641	117,165	35,486	136,737	143,428	136,737	60,444	34,134	11,171	63,678	756,621	
Spain	31,094	102,543	14,583	37,104	51,882	37,259	36,164	24,700	6,465	31,428	373,222	
- Spanish Mainland	13,226	46,512	5,193	18,460	35,295	26,895	33,133	17,824	5,483	15,094	217,115	
- Canary Islands	17,868	56,031	9,390	18,644	16,587	10,364	3,031	6,876	982	16,334	156,107	
Total	105,265	592,950	119,363	368,835	479,206	415,845	234,796	149,361	43,657	133,655	2,642,933	

Tourist areas	Costa Teguisse		Puerto del Carmen			Playa Blanca - Puerto Calero				Others	Lanzarote	
	Interior	Litoral	Casco	Playa Grande	Matagorda-Los Pocillos	Montaña Roja	Playa Blanca	Rubión-Papagayo	Puerto Calero			
Description												
International	70.5%	82.7%	87.8%	89.9%	89.2%	91.0%	84.6%	83.5%	85.2%	76.5%	85.9%	
- United Kingdom	48.1%	50.3%	54.8%	48.3%	38.4%	49.1%	37.6%	51.1%	47.6%	20.2%	45.1%	
- Germany	5.6%	12.7%	3.3%	4.5%	20.8%	9.1%	21.2%	9.5%	12.0%	8.6%	12.1%	
- Others	16.8%	19.8%	29.7%	37.1%	29.9%	32.9%	25.7%	22.9%	25.6%	47.6%	28.6%	
Spain	29.5%	17.3%	12.2%	10.1%	10.8%	9.0%	15.4%	16.5%	14.8%	23.5%	14.1%	
- Spanish Mainland	12.6%	7.8%	4.4%	5.0%	7.4%	6.5%	14.1%	11.9%	12.6%	11.3%	8.2%	
- Canary Islands	17.0%	9.4%	7.9%	5.1%	3.5%	2.5%	1.3%	4.6%	2.2%	12.2%	5.9%	
Total	100%	100%	100%	100%	100%	100%	100%	100%	100%	100%	100%	



Other indicators

Tourist areas	Costa Teguisse		Puerto del Carmen			Playa Blanca - Puerto Calero				Others	Lanzarote	
	Interior	Litoral	Casco	Playa Grande	Matagorda-Los Pocillos	Montaña Roja	Playa Blanca	Rubión-Papagayo	Puerto Calero			
Description												
Bednights												
International	532,508	3,879,404	892,501	3,118,600	3,531,954	2,879,639	1,457,742	975,950	339,771	670,345	18,278,414	
- United Kingdom	349,664	2,339,926	525,551	1,620,604	1,468,322	1,528,077	705,423	553,043	188,773	184,811	9,464,194	
- Germany	50,197	657,938	49,627	227,795	869,750	313,335	300,072	137,596	56,264	82,065	2,744,639	
- Others	132,647	881,540	317,323	1,270,201	1,193,882	1,038,227	452,247	285,311	94,734	403,469	6,069,581	
Spain	132,510	431,110	60,732	164,225	234,269	257,578	191,202	163,417	37,956	125,491	1,798,490	
- Spanish Mainland	79,256	293,706	34,765	85,463	182,107	204,529	182,609	111,487	30,345	66,780	1,271,047	
- Canary Islands	53,254	137,404	25,967	78,762	52,162	53,049	8,593	51,930	7,611	58,711	527,443	
Total	665,018	4,310,514	953,233	3,282,825	3,766,223	3,137,217	1,648,944	1,139,367	377,727	795,836	20,076,904	
Length of stay												
International	8.1	8.3	8.4	8.9	8.5	7.9	7.5	8.4	7.1	6.8	8.2	
- United Kingdom	8.1	7.8	8.8	9.2	8.3	7.8	7.9	8.4	7.0	7.0	8.2	
- Germany	10.0	10.0	11.5	12.0	9.9	9.6	6.4	9.9	8.9	7.3	9.4	
Spain	5.2	5.1	4.9	5.0	5.7	7.2	6.5	6.1	3.6	2.7	5.2	
- Canary Islands	5.0	4.4	3.8	4.2	4.4	4.7	4.0	5.6	3.5	2.3	4.1	
Total	7.3	7.8	8.1	8.6	8.3	7.8	7.4	8.0	6.5	5.5	7.8	
Accommodation establishments	9	35	28	85	35	21	12	9	3	24	261	
Bed-spaces	2,350	14,810	3,710	12,089	13,342	10,703	5,978	3,837	1,422	3,462	71,703	
ADR (€)	47.54	75.74	58.75	63.04	82.22	82.59	95.38	114.81	78.21	88.26	78.61	
RevPar (€)	40.44	63.90	38.71	52.13	67.75	69.31	78.22	94.59	61.71	69.16	64.45	
Bed-space occupancy rate (%)	77.53	79.74	70.39	74.40	77.34	80.31	75.57	81.35	72.78	62.98	76.71	
Occupancy rate per room/apt. (%)	84.99	84.35	65.90	82.70	82.41	83.91	81.98	82.39	78.89	78.33	81.99	
Tourist population ⁽¹⁾	1,822	11,810	2,612	8,994	10,318	8,595	4,518	3,122	1,035	2,180	55,005	
Employment	301	2,196	280	1,040	1,726	1,794	1,218	747	317	563	10,182	

Fuente: Encuestas de Alojamiento Turístico (ISTAC).

⁽¹⁾ La población turística equivalente corresponde a la división de las pernoctaciones anuales entre 365 días (o 366 días si el año es bisiesto).