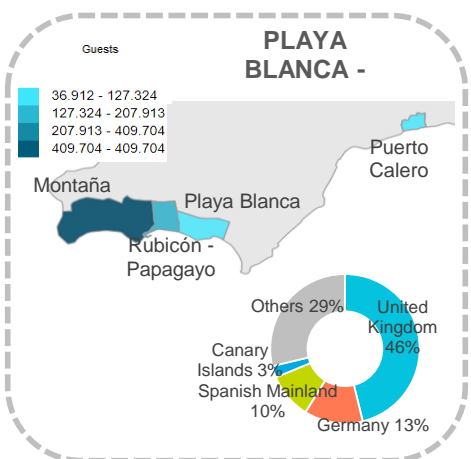
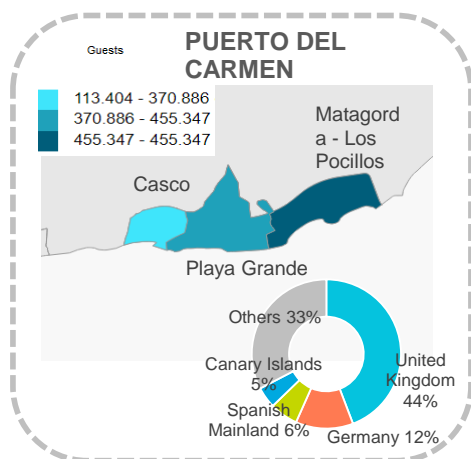
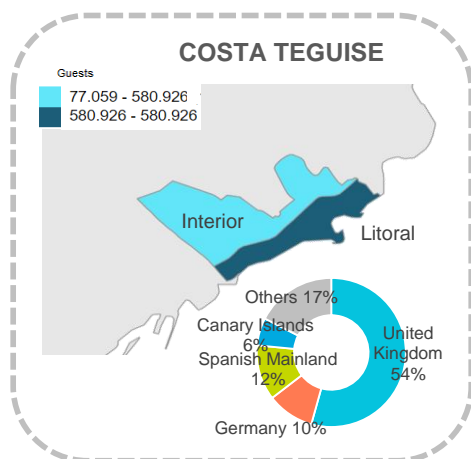


Guests in accommodation

Tourist areas	Costa Teguisse		Puerto del Carmen				Playa Blanca - Puerto Calero			Others	Lanzarote
	Interior	Litoral	Casco	Playa Grande	Matagorda-Los Pocillos	Montaña Roja	Playa Blanca	Rubicon-Papagayo	Puerto Calero		
International	74,171	490,407	104,780	331,731	427,324	378,586	198,632	124,661	37,192	102,227	2,269,711
- United Kingdom	50,631	298,009	65,354	178,220	184,012	204,008	88,372	76,359	20,775	27,029	1,192,769
- Germany	5,899	75,233	3,940	16,774	99,884	37,841	49,816	14,168	5,246	11,520	320,321
- Others	17,641	117,165	35,486	136,737	143,428	136,737	60,444	34,134	11,171	63,678	756,621
Spain	31,094	102,543	14,583	37,104	51,882	37,259	36,164	24,700	6,465	31,428	373,222
- Spanish Mainland	13,226	46,512	5,193	18,460	35,295	26,895	33,133	17,824	5,483	15,094	217,115
- Canary Islands	17,868	56,031	9,390	18,644	16,587	10,364	3,031	6,876	982	16,334	156,107
Total	105,265	592,950	119,363	368,835	479,206	415,845	234,796	149,361	43,657	133,655	2,642,933

Tourist areas	Costa Teguisse		Puerto del Carmen				Playa Blanca - Puerto Calero			Others	Lanzarote
	Interior	Litoral	Casco	Playa Grande	Matagorda-Los Pocillos	Montaña Roja	Playa Blanca	Rubicon-Papagayo	Puerto Calero		
International	70.5%	82.7%	87.8%	89.9%	89.2%	91.0%	84.6%	83.5%	85.2%	76.5%	85.9%
- United Kingdom	48.1%	50.3%	54.8%	48.3%	38.4%	49.1%	37.6%	51.1%	47.6%	20.2%	45.1%
- Germany	5.6%	12.7%	3.3%	4.5%	20.8%	9.1%	21.2%	9.5%	12.0%	8.6%	12.1%
- Others	16.8%	19.8%	29.7%	37.1%	29.9%	32.9%	25.7%	22.9%	25.6%	47.6%	28.6%
Spain	29.5%	17.3%	12.2%	10.1%	10.8%	9.0%	15.4%	16.5%	14.8%	23.5%	14.1%
- Spanish Mainland	12.6%	7.8%	4.4%	5.0%	7.4%	6.5%	14.1%	11.9%	12.6%	11.3%	8.2%
- Canary Islands	17.0%	9.4%	7.9%	5.1%	3.5%	2.5%	1.3%	4.6%	2.2%	12.2%	5.9%
Total	100%	100%	100%	100%	100%	100%	100%	100%	100%	100%	100%



Other indicators

Tourist areas	Costa Teguisse		Puerto del Carmen				Playa Blanca - Puerto Calero			Others	Lanzarote
	Interior	Litoral	Casco	Playa Grande	Matagorda-Los Pocillos	Montaña Roja	Playa Blanca	Rubicon-Papagayo	Puerto Calero		
Bednights											
International	485,820	3,975,370	843,681	3,008,605	3,348,869	2,925,253	1,300,505	839,653	281,908	664,724	17,674,388
- United Kingdom	323,227	2,610,499	483,069	1,581,857	1,364,148	1,636,192	601,354	491,390	152,109	180,647	9,424,492
- Germany	40,601	594,316	43,522	208,350	806,773	264,629	278,076	119,742	49,632	94,928	2,500,569
- Others	121,992	770,555	317,090	1,218,398	1,177,948	1,024,432	421,075	228,521	80,167	389,149	5,749,327
Spain	136,597	479,817	65,194	186,248	286,375	213,584	212,575	145,914	25,811	145,311	1,897,426
- Spanish Mainland	64,702	364,622	35,269	107,188	235,404	167,963	203,550	127,797	21,623	68,823	1,396,941
- Canary Islands	71,895	115,195	29,925	79,060	50,971	45,621	9,025	18,117	4,188	76,488	500,485
Total	622,417	4,455,187	908,875	3,194,853	3,635,244	3,138,837	1,513,080	985,567	307,719	810,035	19,571,814
Length of stay											
International	8.9	8.2	8.6	9.0	8.3	7.8	7.3	8.0	8.9	7.0	8.2
- United Kingdom	9.5	8.1	8.6	9.2	8.2	7.7	7.8	8.0	8.7	6.9	8.2
- Germany	9.0	9.5	11.1	11.8	9.6	9.4	6.2	9.8	9.8	8.0	9.1
Spain	6.1	5.0	4.4	5.2	5.4	6.1	6.9	6.4	5.0	2.7	5.1
- Canary Islands	7.2	3.9	3.5	3.9	3.8	4.6	4.3	5.0	4.8	2.4	3.8
Total	8.1	7.7	8.0	8.6	8.0	7.7	7.3	7.7	8.3	5.4	7.7
Accommodation establishments	8	35	27	86	36	21	12	7	3	24	259
Bed-spaces	2,183	14,881	3,671	12,227	13,399	10,699	5,777	3,467	1,305	3,463	71,072
ADR (€)	41.93	76.65	70.63	63.95	90.48	88.84	101.25	113.60	85.36	92.81	82.40
RevPar (€)	34.42	64.07	47.39	51.63	73.80	73.83	79.10	92.00	64.84	70.84	66.46
Total revenue (€ million)	11.4	143.5	26.5	91.4	151.7	110.6	70.0	50.3	14.9	32.3	702.6
Bed-space occupancy rate (%)	78.12	82.02	67.83	71.59	74.33	80.38	71.76	77.88	64.60	64.09	75.45
Occupancy rate per room/apt. (%)	82.34	83.83	67.27	80.95	81.78	83.33	78.33	81.20	76.18	76.51	80.88
Tourist population ⁽¹⁾	1,705	12,206	2,490	8,753	9,960	8,600	4,145	2,700	843	2,219	53,621
Employment	283	2,288	312	1,113	1,806	1,776	1,207	661	281	556	10,283

Fuente: Encuestas de Alojamiento Turístico (ISTAC).

(1) La población turística equivalente corresponde a la división de las pernoctaciones anuales entre 365 días (o 366 días si el año es bisiesto).