

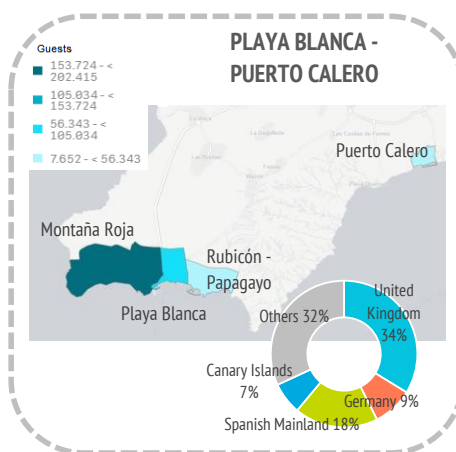
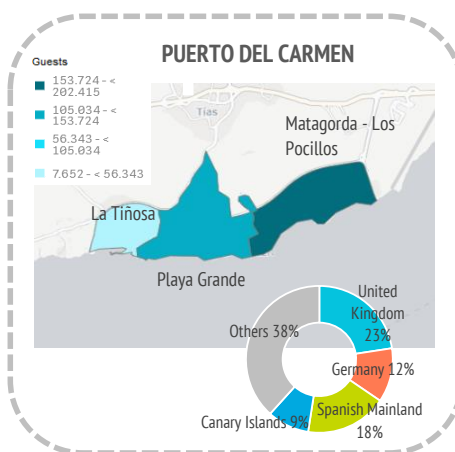
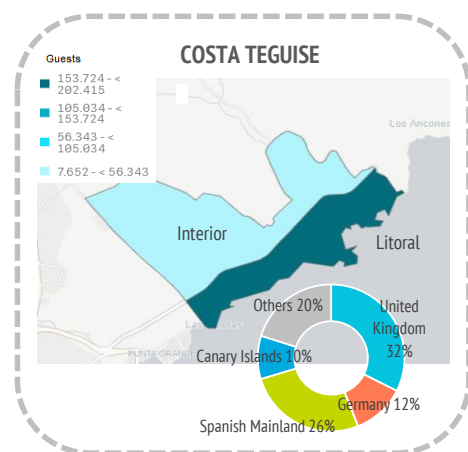
# Tourist accommodation indicators by tourist areas

## Lanzarote (2021)

### Guests in accommodation

Tourist areas	Costa Teguisse		Puerto del Carmen			Playa Blanca - Puerto Calero				Others	Lanzarote	
	Interior	Litoral	La Tiñosa	Playa Grande	Matagorda-Los Pocillos	Montaña Roja	Playa Blanca	Rubicon-Papagayo	Puerto Calero			
<b>Description</b>												
<b>International</b>	4,200	130,597	24,822	102,592	143,297	121,083	53,780	31,243	17,124	40,654	<b>669,392</b>	
- United Kingdom	1,676	66,416	7,707	39,645	36,607	57,487	21,778	12,654	8,894	5,599	258,463	
- Germany	477	23,947	2,933	8,669	32,785	14,941	5,789	5,226	2,899	4,069	101,735	
- Others	2,047	40,234	14,182	54,278	73,905	48,655	26,213	13,363	5,331	30,986	309,194	
<b>Spain</b>	3,452	71,818	11,570	37,821	51,705	37,646	22,215	20,911	5,952	25,041	<b>288,131</b>	
- Spanish Mainland	1,469	53,816	9,053	21,325	36,315	22,798	20,494	17,471	3,178	13,119	199,038	
- Canary Islands	1,983	18,002	2,517	16,496	15,390	14,848	1,721	3,440	2,774	11,922	89,093	
<b>Total</b>	<b>7,652</b>	<b>202,415</b>	<b>36,392</b>	<b>140,413</b>	<b>195,002</b>	<b>158,729</b>	<b>75,995</b>	<b>52,154</b>	<b>23,076</b>	<b>65,695</b>	<b>957,523</b>	

Tourist areas	Costa Teguisse		Puerto del Carmen			Playa Blanca - Puerto Calero				Others	Lanzarote	
	Interior	Litoral	La Tiñosa	Playa Grande	Matagorda-Los Pocillos	Montaña Roja	Playa Blanca	Rubicon-Papagayo	Puerto Calero			
<b>Description</b>												
<b>International</b>	54.9%	64.5%	68.2%	73.1%	73.5%	76.3%	70.8%	59.9%	74.2%	61.9%	<b>69.9%</b>	
- United Kingdom	21.9%	32.8%	21.2%	28.2%	18.8%	36.2%	28.7%	24.3%	38.5%	8.5%	27.0%	
- Germany	6.2%	11.8%	8.1%	6.2%	16.8%	9.4%	7.6%	10.0%	12.6%	6.2%	10.6%	
- Others	26.8%	19.9%	39.0%	38.7%	37.9%	30.7%	34.5%	25.6%	23.1%	47.2%	32.3%	
<b>Spain</b>	45.1%	35.5%	31.8%	26.9%	26.5%	23.7%	29.2%	40.1%	25.8%	38.1%	<b>30.1%</b>	
- Spanish Mainland	19.2%	26.6%	24.9%	15.2%	18.6%	14.4%	27.0%	33.5%	13.8%	20.0%	20.8%	
- Canary Islands	25.9%	8.9%	6.9%	11.7%	7.9%	9.4%	2.3%	6.6%	12.0%	18.1%	9.3%	
<b>Total</b>	<b>100%</b>	<b>100%</b>	<b>100%</b>	<b>100%</b>	<b>100%</b>	<b>100%</b>	<b>100%</b>	<b>100%</b>	<b>100%</b>	<b>100%</b>	<b>100%</b>	



### Other indicators

Tourist areas	Costa Teguisse		Puerto del Carmen			Playa Blanca - Puerto Calero				Others	Lanzarote	
	Interior	Litoral	La Tiñosa	Playa Grande	Matagorda-Los Pocillos	Montaña Roja	Playa Blanca	Rubicon-Papagayo	Puerto Calero			
<b>Description</b>												
<b>Bednights</b>												
<b>International</b>	28,419	980,668	172,521	855,555	1,147,032	959,659	394,100	245,570	139,136	280,276	<b>5,202,936</b>	
- United Kingdom	11,663	496,135	53,719	350,314	278,791	447,309	156,180	99,186	72,024	41,799	2,007,120	
- Germany	4,306	215,402	26,067	89,601	304,050	139,286	49,055	50,253	27,137	31,822	936,979	
- Others	12,450	269,131	92,735	415,640	564,191	373,064	188,865	96,131	39,975	206,655	2,258,837	
<b>Spain</b>	12,548	366,533	52,407	206,077	290,945	205,970	126,786	122,990	21,768	67,827	<b>1,473,851</b>	
- Spanish Mainland	5,893	305,481	43,263	128,210	220,004	136,670	121,886	110,477	15,024	38,454	1,125,362	
- Canary Islands	6,655	61,052	9,144	77,867	70,941	69,300	4,900	12,513	6,744	29,373	348,489	
<b>Total</b>	<b>40,967</b>	<b>1,347,201</b>	<b>224,928</b>	<b>1,061,632</b>	<b>1,437,977</b>	<b>1,165,629</b>	<b>520,886</b>	<b>368,560</b>	<b>160,904</b>	<b>348,103</b>	<b>6,676,787</b>	
<b>Length of stay</b>												
<b>International</b>	6.8	7.5	7.0	8.3	8.0	7.9	7.3	7.9	8.1	6.9	<b>7.8</b>	
- United Kingdom	7.0	7.5	7.0	8.8	7.6	7.8	7.2	7.8	8.1	7.5	7.8	
- Germany	9.0	9.0	8.9	10.3	9.3	9.3	8.5	9.6	9.4	7.8	9.2	
<b>Spain</b>	3.6	5.1	4.5	5.4	5.6	5.5	5.7	5.9	3.7	2.7	<b>5.1</b>	
- Spanish Mainland	4.0	5.7	4.8	6.0	6.1	6.0	5.9	6.3	4.7	2.9	5.7	
- Canary Islands	3.4	3.4	3.6	4.7	4.6	4.7	2.8	3.6	2.4	2.5	3.9	
<b>Accommodation establishments</b>	1	18	8	45	22	14	5	5	2	11	<b>131</b>	
<b>Bed-spaces</b>	246	8,154	1,244	6,787	9,084	6,896	2,724	2,426	1,205	2,382	<b>41,148</b>	
<b>ADR (€)</b>	43.54	79.46	91.15	69.41	97.74	86.71	132.08	107.00	137.87	97.50	<b>91.57</b>	
<b>RevPar (€)</b>	27.13	40.23	50.69	34.94	48.65	42.60	78.27	52.31	56.02	51.52	<b>46.37</b>	
<b>Total revenue (€ million)</b>	1.0	50.9	10.5	34.3	65.1	44.0	33.8	19.4	12.1	15.6	<b>286.8</b>	
<b>Bed-space occupancy rate (%)</b>	45.42	45.12	49.40	42.70	43.18	46.14	52.06	41.44	36.45	39.91	<b>44.28</b>	
<b>Occupancy rate per room/apt. (%)</b>	62.31	50.63	55.61	50.34	49.77	49.13	59.26	48.88	40.63	52.84	<b>50.64</b>	
<b>Tourist population <sup>(1)</sup></b>	112	3,691	616	2,909	3,940	3,194	1,427	1,010	441	954	<b>18,293</b>	
<b>Employment</b>	33	1,012	165	615	999	1,042	458	365	206	382	<b>5,276</b>	

Source: Encuestas de Alojamiento Turístico (ISTAC).

(1) Equivalent tourist population is obtained by dividing the total number of bednights during the reference period by 365 days (366 in case of leap year).