

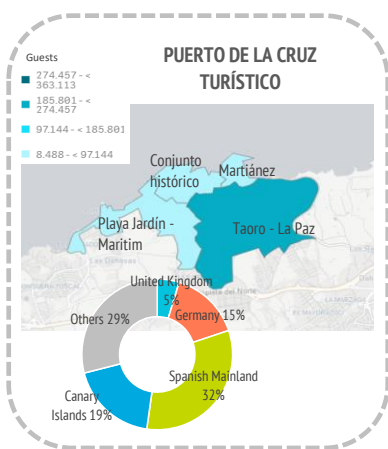
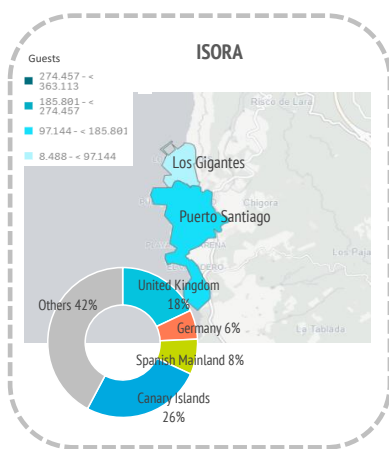
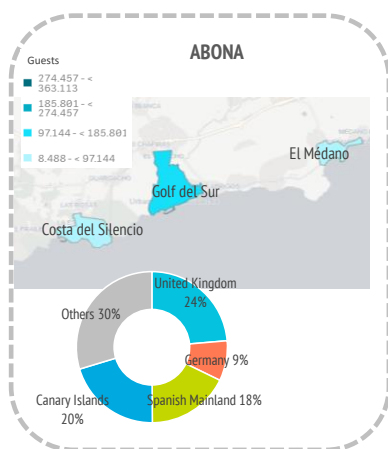
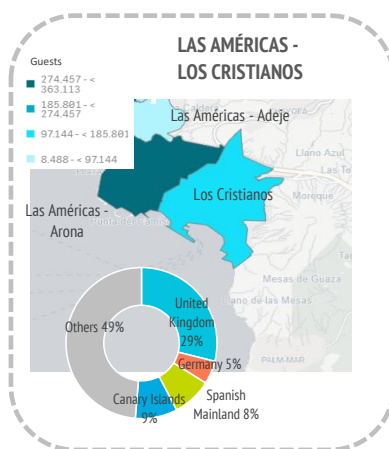
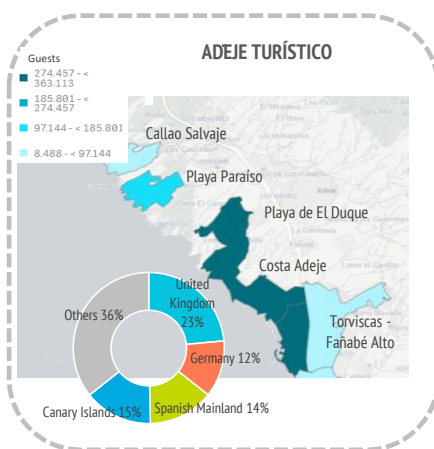
Tourist accommodation indicators by tourist areas

Tenerife (2021)

GUESTS IN ACCOMMODATION

Tourist areas	Adeje turístico					Las Américas - Los Cristianos			Abona			Isora		Puerto de la Cruz turístico			Others	Tenerife	
	Callao Salvaje	Playa Paraiso	Playa de El Duque	Costa Adeje	Torviscas-Fañabé Alto	Las Américas-Adeje	Las Américas-Arona	Los Cristianos	Costa del Silencio	El Médano	Golf del Sur	Los Gigantes	Puerto Santiago	Playa Jardín-Maritim	Conjunto histórico	Taoro-La Paz	Martínez		
International	13,345	80,101	224,130	235,213	18,599	55,660	308,519	92,959	6,728	11,902	62,995	17,436	83,803	22,742	23,421	99,148	28,720	149,716	1,535,137
- United Kingdom	4,178	24,665	69,693	80,633	9,041	18,812	102,136	39,030	1,426	2,938	26,802	5,099	22,273	1,334	2,481	9,630	3,334	22,540	446,045
- Germany	1,019	16,746	40,337	38,475	738	6,294	15,355	5,931	460	3,703	7,155	1,579	8,012	9,084	5,888	29,738	9,275	22,712	222,501
- Others	8,148	38,690	114,100	116,105	8,820	30,554	191,028	47,998	4,842	5,261	29,038	10,758	53,518	12,324	15,052	59,780	16,111	104,464	866,591
Spain	4,052	43,990	91,262	79,735	11,067	15,194	54,594	26,837	1,760	4,150	44,356	8,183	42,813	24,201	25,650	94,045	38,449	189,963	800,301
- Spanish Mainland	2,711	13,297	56,476	32,644	7,303	7,936	32,377	6,533	993	2,086	20,257	3,283	8,333	16,241	14,129	48,213	36,773	74,668	384,253
- Canary Islands	1,341	30,693	34,786	47,091	3,764	7,258	22,217	20,304	767	2,064	24,099	4,900	34,480	7,960	11,521	45,832	1,676	115,295	416,048
Total	17,397	124,091	315,392	314,948	29,666	70,854	363,113	119,796	8,488	16,052	107,351	25,619	126,616	46,943	49,071	193,193	67,169	339,679	2,335,438

Tourist areas	Adeje turístico					Las Américas - Los Cristianos			Abona			Isora		Puerto de la Cruz turístico			Others	Tenerife	
	Callao Salvaje	Playa Paraiso	Playa de El Duque	Costa Adeje	Torviscas-Fañabé Alto	Las Américas-Adeje	Las Américas-Arona	Los Cristianos	Costa del Silencio	El Médano	Golf del Sur	Los Gigantes	Puerto Santiago	Playa Jardín-Maritim	Conjunto histórico	Taoro-La Paz	Martínez		
International	76.7%	64.6%	71.1%	74.7%	62.7%	78.6%	85.0%	77.6%	79.3%	74.1%	58.7%	68.1%	66.2%	48.4%	47.7%	51.3%	42.8%	44.1%	65.7%
- United Kingdom	24.0%	19.9%	22.1%	25.6%	30.5%	26.6%	28.1%	32.6%	16.8%	18.3%	25.0%	19.9%	17.6%	2.8%	5.1%	5.0%	5.0%	6.6%	19.1%
- Germany	5.9%	13.5%	12.8%	12.2%	2.5%	8.9%	4.2%	5.0%	5.4%	23.1%	6.7%	6.2%	6.3%	19.4%	12.0%	15.4%	13.8%	6.7%	9.5%
- Others	46.8%	31.2%	36.2%	36.9%	29.7%	43.1%	52.6%	40.1%	57.0%	32.8%	27.0%	42.0%	42.3%	26.3%	30.7%	30.9%	24.0%	30.8%	37.1%
Spain	23.3%	35.4%	28.9%	25.3%	37.3%	21.4%	15.0%	22.4%	20.7%	25.9%	41.3%	31.9%	33.8%	51.6%	52.3%	48.7%	57.2%	55.9%	34.3%
- Spanish Mainland	15.6%	10.7%	17.9%	10.4%	24.6%	11.2%	8.9%	5.5%	11.7%	13.0%	18.9%	12.8%	6.6%	34.6%	28.8%	25.0%	54.7%	22.0%	16.5%
- Canary Islands	7.7%	24.7%	11.0%	15.0%	12.7%	10.2%	6.1%	16.9%	9.0%	12.9%	22.4%	19.1%	27.2%	17.0%	23.5%	23.7%	2.5%	33.9%	17.8%
Total	100%	100%	100%	100%	100%	100%	100%	100%	100%	100%	100%	100%	100%	100%	100%	100%	100%	100%	100%



Tourist accommodation indicators by tourist areas

Tenerife (2021)

Other indicators

Tourist areas		Adeje turístico					Las Américas - Los Cristianos			Abona			Isora		Puerto de la Cruz turístico				Others	Tenerife
Description	Callao Salvaje	Playa Paraíso	Playa de El Duque	Costa Adeje	Torviscas-Fañabé Alto	Las Américas-Adeje	Las Américas-Arona	Los Cristianos	Costa del Silencio	El Médano	Golf del Sur	Los Gigantes	Puerto Santiago	Playa Jardín-Maritim	Conjunto histórico	Taoro-La Paz	Martínez			
Bednights																				
International	96,494	559,228	1,714,435	1,841,432	146,633	406,248	2,235,532	725,170	53,102	67,121	549,521	121,570	552,523	173,177	125,222	693,102	220,625	770,761	11,051,896	
- United Kingdom	31,328	159,109	522,273	646,615	74,758	131,948	750,155	304,736	11,356	20,206	251,447	42,736	145,908	9,407	13,214	63,262	28,816	143,524	3,350,798	
- Germany	8,807	128,165	320,753	331,945	5,949	53,772	123,708	46,890	3,966	24,199	56,565	11,224	60,410	85,468	47,790	267,552	83,529	146,245	1,806,937	
- Others	56,359	271,954	871,409	862,872	65,926	220,528	1,361,669	373,544	37,780	22,716	241,509	67,610	346,205	78,302	64,218	362,288	108,280	480,992	5,894,161	
Spain	22,164	127,515	367,521	275,306	51,002	69,170	235,685	104,584	9,479	14,688	198,847	25,700	132,464	91,579	94,393	383,732	197,582	450,073	2,851,484	
- Spanish Mainland	18,305	59,015	271,031	140,243	37,881	49,299	176,497	37,380	5,514	8,967	92,875	14,975	43,563	75,306	65,085	257,029	187,956	193,784	1,734,705	
- Canary Islands	3,859	68,500	96,490	135,063	13,121	19,871	59,188	67,204	3,965	5,721	105,972	10,725	88,901	16,273	29,308	126,703	9,626	256,289	1,116,779	
Total	118,658	686,743	2,081,956	2,116,738	197,635	475,418	2,471,217	829,754	62,581	81,809	748,368	147,270	684,987	264,756	219,615	1,076,834	418,207	1,220,834	13,903,380	
Lenght of stay																				
International	7.2	7.0	7.6	7.8	7.9	7.3	7.2	7.8	7.9	5.6	8.7	7.0	6.6	7.6	5.3	7.0	7.7	5.1	7.2	
- United Kingdom	7.5	6.5	7.5	8.0	8.3	7.0	7.3	7.8	8.0	6.9	9.4	8.4	6.6	7.1	5.3	6.6	8.6	6.4	7.5	
- Germany	8.6	7.7	8.0	8.6	8.1	8.5	8.1	7.9	8.6	6.5	7.9	7.1	7.5	9.4	8.1	9.0	9.0	6.4	8.1	
Spain	5.5	2.9	4.0	3.5	4.6	4.6	4.3	3.9	5.4	3.5	4.5	3.1	3.1	3.8	3.7	4.1	5.1	2.4	3.6	
- Spanish Mainland	6.8	4.4	4.8	4.3	5.2	6.2	5.5	5.7	5.6	4.3	4.6	4.6	5.2	4.6	4.6	5.3	5.1	2.6	4.5	
- Canary Islands	2.9	2.2	2.8	2.9	3.5	2.7	2.7	3.3	5.2	2.8	4.4	2.2	2.6	2.0	2.5	2.8	5.7	2.2	2.7	
Accommodation establishments	4	3	18	22	4	5	25	19	3	3	6	4	8	5	9	18	4	36	195	
Bed-spaces	1,018	2,927	10,129	11,136	1,432	2,302	15,339	7,466	1,219	508	2,892	767	3,985	1,352	1,229	6,318	2,226	10,210	82,456	
ADR (€)	60.1	141.8	166.1	101.5	78.6	86.7	90.2	74.4	73.4	66.3	125.5	96.3	96.0	55.4	37.8	55.8	45.4	93.1	99.1	
RevPar (€)	24.7	90.7	92.8	59.5	35.9	57.6	49.7	32.2	18.0	38.2	83.0	55.1	49.6	32.0	22.7	30.7	23.1	39.4	53	
Total revenue (€ million)	3.0	44.8	156.2	100.5	6.1	20.2	105.1	29.3	2.7	3.6	30.9	6.2	29.1	7.5	5.2	32.9	9.8	58.9	652	
Bed-space occupancy rate (%)	31.9	64.0	56.2	51.9	37.7	56.2	44.0	30.4	14.1	44.1	70.6	52.5	46.9	53.3	48.8	46.6	51.3	32.7	46.07	
Occupancy rate per room/apt. (%)	41.1	63.9	55.9	58.6	45.6	66.5	55.1	43.2	24.6	57.6	66.1	57.2	51.7	57.8	60.2	55.0	51.0	42.6	53.51	
Tourist population ⁽¹⁾	325	1,881	5,704	5,799	541	1,303	6,770	2,273	171	224	2,050	403	1,877	725	602	2,950	1,146	3,345	38,091	
Employment	110	817	3,044	1,651	129	291	1,622	538	102	65	568	123	497	181	152	826	353	1,847	12,914	

Source: Encuestas de Alojamiento Turístico (ISTAC).

⁽¹⁾ Equivalent tourist population is obtained by dividing the total number of bednights during the reference period by 365 days (366 in case of leap year).