

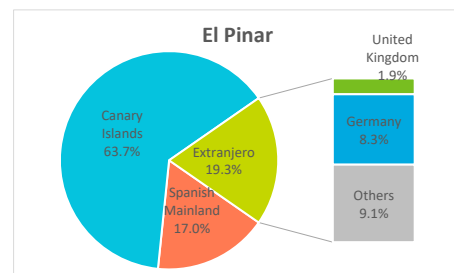
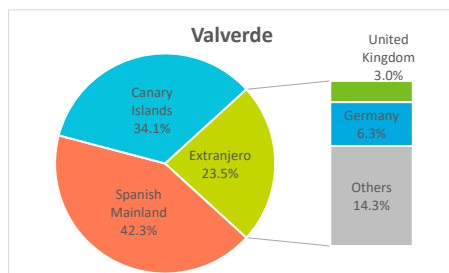
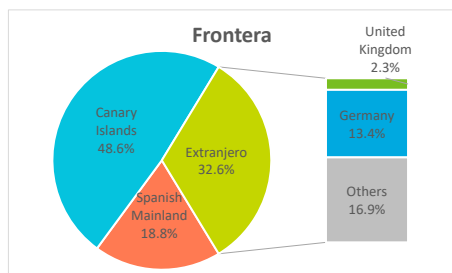
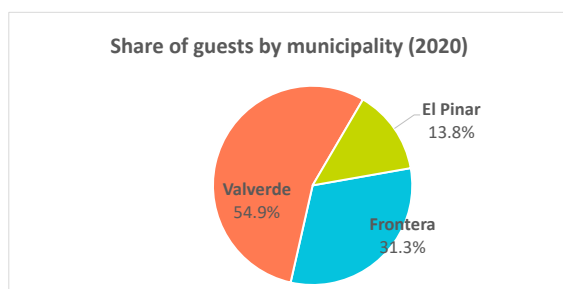
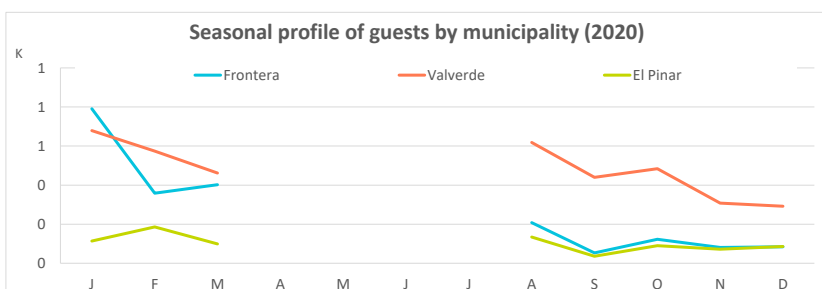
# Tourist profile by municipality

## El Hierro (2020)

### GUESTS IN ACCOMMODATION

Place of residence:	Municipality of stay				Accommodation type	
	Frontera	Valverde	El Pinar	El Hierro	Hotel	Apartment
International	794	1,005	207	<b>2,006</b>	1,668	338
- United Kingdom	56	129	20	205	185	20
- Germany	327	267	89	683	515	168
Spanish Mainland	458	1,807	182	<b>2,447</b>	2,103	344
Canary Islands	1,184	1,456	683	<b>3,323</b>	579	2,744
<b>Total</b>	<b>2,436</b>	<b>4,268</b>	<b>1,072</b>	<b>7,776</b>	<b>4,350</b>	<b>3,426</b>

Place of residence:	Municipality of stay				Accommodation type	
	Frontera	Valverde	El Pinar	El Hierro	Hotel	Apartment
International	32.6%	23.5%	19.3%	<b>25.8%</b>	38.3%	9.9%
- United Kingdom	2.3%	3.0%	1.9%	2.6%	4.3%	0.6%
- Germany	13.4%	6.3%	8.3%	8.8%	11.8%	4.9%
Spanish Mainland	18.8%	42.3%	17.0%	<b>31.5%</b>	48.3%	10.0%
Canary Islands	48.6%	34.1%	63.7%	<b>42.7%</b>	13.3%	80.1%
<b>Total</b>	<b>100%</b>	<b>100%</b>	<b>100%</b>	<b>100%</b>	<b>100%</b>	<b>100%</b>



### Other indicators

	Municipality of stay				Accommodation type	
	Frontera	Valverde	El Pinar	El Hierro	Hotel	Apartment
<b>Bednights</b>						
International	3,436	4,097	1,447	<b>8,980</b>	6,780	2,200
- United Kingdom	141	515	63	<b>719</b>	656	63
- Germany	2,032	1,598	852	<b>4,482</b>	3,098	1,384
Spanish Mainland	1,940	8,117	1,005	<b>11,062</b>	9,243	1,819
Canary Islands	5,094	4,817	3,448	<b>13,359</b>	1,627	11,732
<b>Total</b>	<b>10,470</b>	<b>17,031</b>	<b>5,900</b>	<b>33,401</b>	<b>17,650</b>	<b>15,751</b>
<b>Length of stay</b>						
International	4.3	4.1	7.0	<b>4.5</b>	4.1	6.5
- United Kingdom	2.5	4.0	3.2	<b>3.5</b>	3.6	3.2
- Germany	6.2	6.0	9.6	<b>6.6</b>	6.0	8.2
Spanish Mainland	3.9	3.2	4.9	<b>3.8</b>	4.4	5.4
Canary Islands	4.3	3.3	5.1	<b>4.0</b>	2.8	4.3
<b>Total</b>	<b>4.3</b>	<b>4.0</b>	<b>5.5</b>	<b>4.3</b>	<b>4.1</b>	<b>4.6</b>
<b>ADR (€)</b>	54.8	67.6	37.8	<b>59.1</b>	68.2	45.5
<b>RevPar (€)</b>	19.3	39.2	15.2	<b>27.3</b>	38.4	16.6
<b>Total Revenue (€ million)</b>	0.5	1.1	0.2	<b>1.7</b>	1.2	0.5
<b>Bed-space occupancy rate (%)</b>	17.5	26.8	17.1	<b>21.2</b>	28.3	16.5
<b>Occupancy rate per room/apart.(%)</b>	34.3	58.2	37.2	<b>45.8</b>	56.3	33.8

Sources: Encuestas de alojamiento turístico hotelero y extrahotelero (ISTAC).

Note 1: guests checking in as new arrivals. Note 2: Occupancy rate could be above 100% because of extra beds.