

Tourist profile by municipality

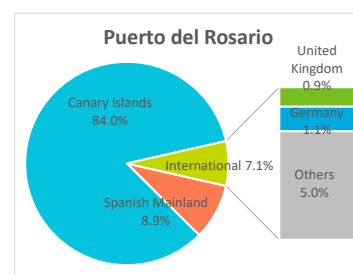
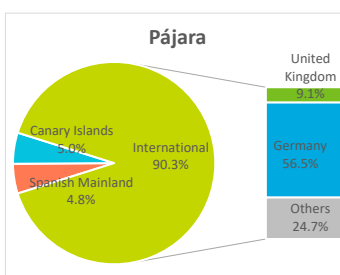
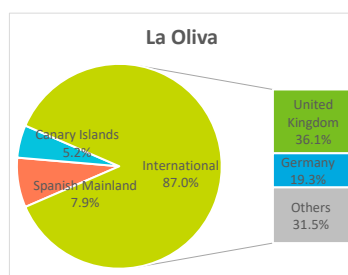
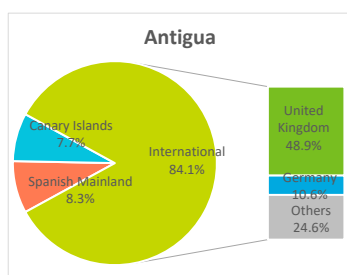
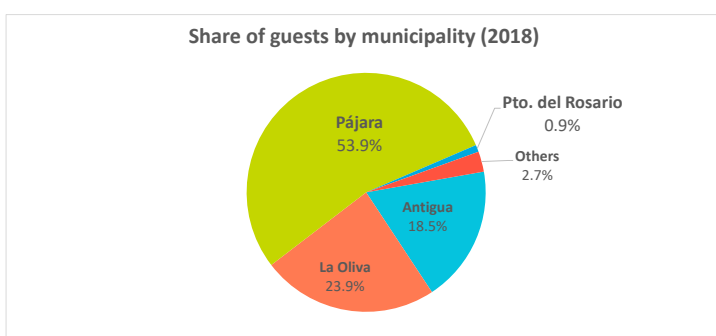
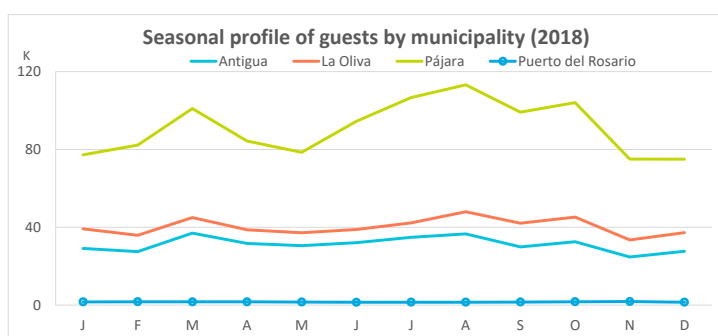
Fuerteventura (2018)



GUESTS IN ACCOMMODATION

Place of residence:	Municipality of stay					Fuerteventura	Accommodation type	
	Antigua	La Oliva	Pájara	Pto. del Rosario	Others		Hotel	Apartment
International	314,560	420,091	984,848	1,356	49,562	1,770,417	1,443,443	326,974
- United Kingdom	182,912	174,540	99,413	173	2,304	459,342	355,373	103,969
- Germany	39,737	93,397	616,478	219	15,774	765,605	637,075	128,530
Spanish Mainland	31,000	37,919	51,885	1,698	4,009	126,511	87,789	38,722
Canary Islands	28,633	24,889	54,253	16,080	1,883	125,738	86,260	39,478
Total	374,193	482,899	1,090,986	19,134	55,454	2,022,666	1,617,492	405,174

Place of residence:	Municipality of stay (%)					Fuerteventura	Accommodation type (%)	
	Antigua	La Oliva	Pájara	Pto. del Rosario	Others		Hotel	Apartment
International	84.1%	87.0%	90.3%	7.1%	89.4%	87.5%	89.2%	80.7%
- United Kingdom	48.9%	36.1%	9.1%	0.9%	4.2%	22.7%	22.0%	25.7%
- Germany	10.6%	19.3%	56.5%	1.1%	28.4%	37.9%	39.4%	31.7%
Spanish Mainland	8.3%	7.9%	4.8%	8.9%	7.2%	6.3%	5.4%	9.6%
Canary Islands	7.7%	5.2%	5.0%	84.0%	3.4%	6.2%	5.3%	9.7%
Total	100%	100%	100%	100%	100%	100%	100%	100%



Other indicators

	Municipality (%)					Fuerteventura	Accommodation type (%)	
	Antigua	La Oliva	Pájara	Pto. del Rosario	Others		Hotel	Apartment
Bednights								
International	2,770,300	3,658,237	8,847,423	3,672	441,797	15,721,429	12,339,848	3,381,581
- United Kingdom	1,717,892	1,431,692	798,504	688	17,555	3,966,331	2,859,080	1,107,251
- Germany	379,893	975,111	798,504	564	5,351,508	7,505,580	6,022,907	1,482,673
Spanish Mainland	213,120	172,980	281,698	4,753	18,621	691,172	446,543	244,629
Canary Islands	186,522	84,804	262,264	29,908	7,697	571,195	327,037	244,158
Total	3,169,942	3,916,021	9,391,385	38,333	468,115	16,983,796	13,113,428	3,870,368
Length of stay								
International	8.8	8.7	9.0	2.7	--	8.9	8.6	10.3
- United Kingdom	9.4	8.2	8.0	4.0	--	8.6	8.1	10.7
- Germany	9.6	10.4	9.7	2.6	--	9.8	9.5	11.5
Spanish Mainland	6.7	4.1	5.1	2.0	--	5.0	4.4	6.3
Canary Islands	6.5	3.4	4.8	1.9	--	4.5	3.8	6.2
Total	8.5	8.1	8.6	2.0	--	8.4	8.1	9.6
ADR (€)	61.8	90.3	86.9	52.2	--	82.9	91.2	51.4
RevPar (€)	50.6	74.2	70.4	27.1	--	67.5	75.4	39.5
Bed-space occupancy rate (%)	81.7	73.1	74.6	47.3	--	75.8	79.1	66.4
Occupancy rate per room/apart.(%)	81.3	82.1	80.6	52.0	--	81.1	82.3	76.8

Sources: Encuestas de alojamiento turístico hotelero y extrahotelero (ISTAC). Note 1: guests checking in as new arrivals. Note 2: Occupancy rate could be above 100% because of extra beds.