

Tourist profile by municipality

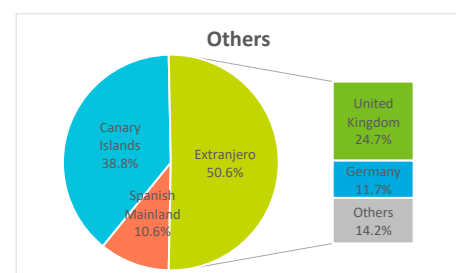
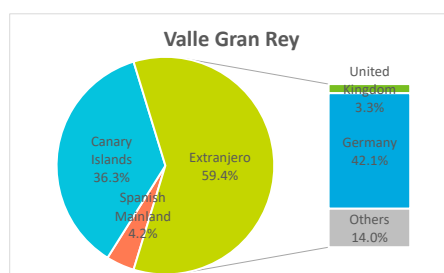
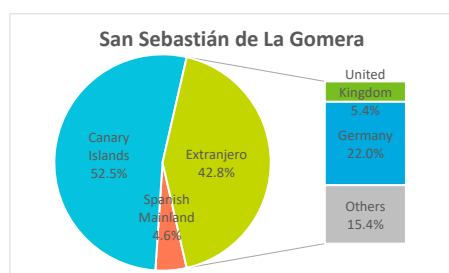
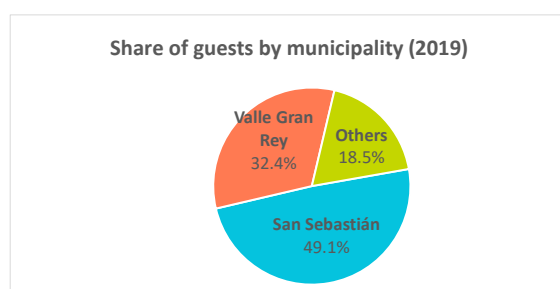
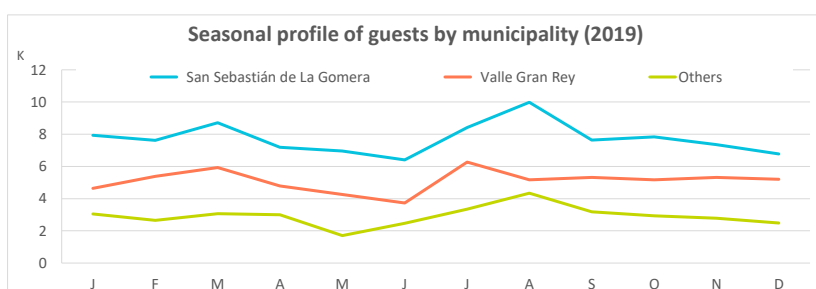
La Gomera (2019)



GUESTS IN ACCOMMODATION

Place of residence:	Municipality of stay				Accommodation type	
	San Sebastián de La Gomera	Valle Gran Rey	Others	La Gomera	Hotel	Apartment
International	39,751	36,360	17,725	93,836	58,181	35,655
- United Kingdom	4,998	2,033	8,658	15,689	7,367	8,322
- Germany	20,440	25,748	4,083	50,271	31,565	18,706
Spanish Mainland	4,314	2,572	3,695	10,581	6,797	3,784
Canary Islands	48,748	22,231	13,588	84,567	50,499	34,068
Total	92,813	61,163	35,008	188,984	115,477	73,507

Place of residence:	Municipality of stay				Accommodation type	
	San Sebastián de La Gomera	Valle Gran Rey	Others	La Gomera	Hotel	Apartment
International	42.8%	59.4%	50.6%	49.7%	50.4%	48.5%
- United Kingdom	5.4%	3.3%	24.7%	8.3%	6.4%	11.3%
- Germany	22.0%	42.1%	11.7%	26.6%	27.3%	25.4%
Spanish Mainland	4.6%	4.2%	10.6%	5.6%	5.9%	5.1%
Canary Islands	52.5%	36.3%	38.8%	44.7%	43.7%	46.3%
Total	100%	100%	100%	100%	100%	100%



Other indicators

	Municipality of stay				Accommodation type	
	San Sebastián de La Gomera	Valle Gran Rey	Others	La Gomera	Hotel	Apartment
Bednights						
International	248,250	349,471	150,530	748,251	397,431	350,820
- United Kingdom	35,476	13,018	94,981	143,475	51,892	91,583
- Germany	134,411	280,798	32,505	447,714	242,634	205,080
Spanish Mainland	13,709	6,771	10,111	30,591	18,495	12,096
Canary Islands	114,775	88,498	31,820	235,093	109,872	125,221
Total	376,734	444,740	192,461	1,013,935	525,798	488,137
Length of stay						
International	6.3	9.6	8.5	8.0	6.8	9.8
- United Kingdom	7.1	6.4	11.0	9.1	7.0	11.0
- Germany	6.6	10.9	8.0	8.9	7.7	11.0
Spanish Mainland	3.1	2.7	2.9	2.9	2.7	3.2
Canary Islands	2.4	4.0	2.3	2.8	2.2	3.7
Total	4.1	7.3	5.5	5.4	4.6	6.6
ADR (€)	87.8	60.7	62.9	71.3	90.4	52.7
RevPar (€)	54.3	31.5	36.9	40.1	66.4	24.1
Total revenue (€ million)	16.4	14.3	4.5	35.1	22.0	13.1
Bed-space occupancy rate (%)	61.4	46.9	65.4	54.6	72.9	43.0
Occupancy rate per room/apart.(%)	61.9	51.9	58.6	56.3	73.5	45.8

Sources: Encuestas de alojamiento turístico hotelero y extrahotelero (ISTAC).

Note 1: guests checking in as new arrivals. Note 2: Occupancy rate could be above 100% because of extra beds.