

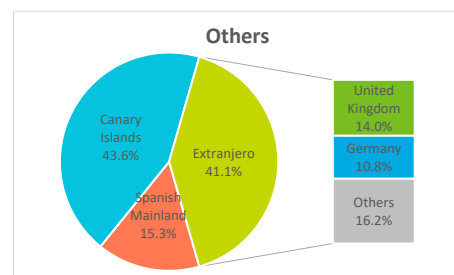
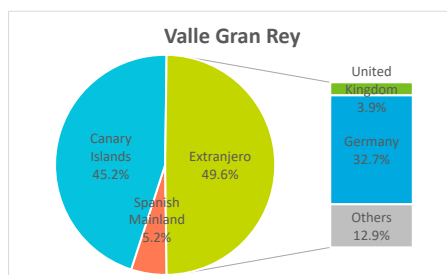
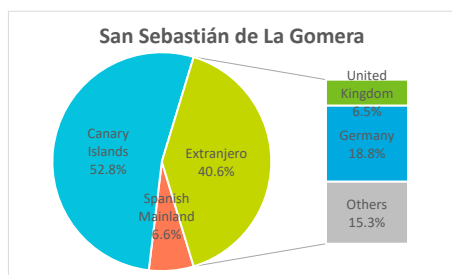
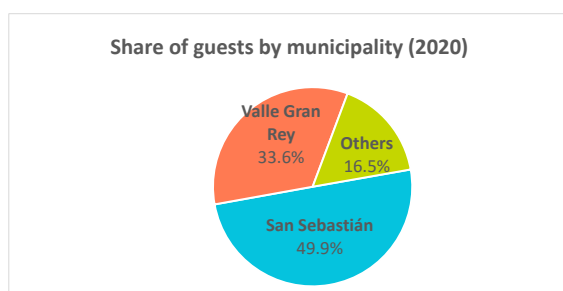
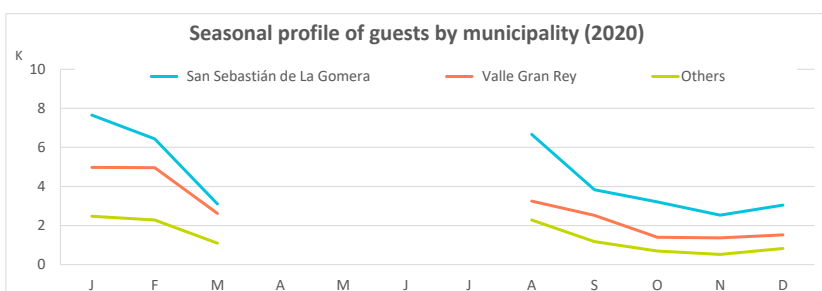
# Tourist profile by municipality

## La Gomera (2020)

### GUESTS IN ACCOMMODATION

Place of residence:	Municipality of stay				Accommodation type	
	San Sebastián de La Gomera	Valle Gran Rey	Others	La Gomera	Hotel	Apartment
International	15,660	12,846	5,235	<b>33,741</b>	20,586	13,155
- United Kingdom	2,488	1,018	1,790	5,296	3,334	1,962
- Germany	7,255	8,474	1,374	17,103	9,716	7,387
Spanish Mainland	2,548	1,351	1,951	<b>5,850</b>	3,448	2,402
Canary Islands	20,355	11,714	5,564	<b>37,633</b>	20,447	17,186
<b>Total</b>	<b>38,563</b>	<b>25,911</b>	<b>12,750</b>	<b>77,224</b>	<b>44,481</b>	<b>32,743</b>

Place of residence:	Municipality of stay				Accommodation type	
	San Sebastián de La Gomera	Valle Gran Rey	Others	La Gomera	Hotel	Apartment
International	40.6%	49.6%	41.1%	<b>43.7%</b>	46.3%	40.2%
- United Kingdom	6.5%	3.9%	14.0%	6.9%	7.5%	6.0%
- Germany	18.8%	32.7%	10.8%	22.1%	21.8%	22.6%
Spanish Mainland	6.6%	5.2%	15.3%	<b>7.6%</b>	7.8%	7.3%
Canary Islands	52.8%	45.2%	43.6%	<b>48.7%</b>	46.0%	52.5%
<b>Total</b>	<b>100%</b>	<b>100%</b>	<b>100%</b>	<b>100%</b>	<b>100%</b>	<b>100%</b>



### Other indicators

	Municipality of stay				Accommodation type	
	San Sebastián de La Gomera	Valle Gran Rey	Others	La Gomera	Hotel	Apartment
<b>Bednights</b>						
International	96,597	129,993	41,833	<b>268,423</b>	133,706	134,717
- United Kingdom	16,800	6,756	20,752	<b>44,308</b>	22,556	21,752
- Germany	48,186	100,343	10,907	<b>159,436</b>	71,633	87,803
Spanish Mainland	8,897	3,965	6,006	<b>18,868</b>	11,056	7,812
Canary Islands	53,090	44,316	21,815	<b>119,221</b>	51,264	67,957
<b>Total</b>	<b>158,584</b>	<b>178,274</b>	<b>69,654</b>	<b>406,512</b>	<b>196,026</b>	<b>210,486</b>
<b>Length of stay</b>						
International	6.2	10.1	8.0	<b>8.0</b>	6.5	10.2
- United Kingdom	6.8	6.6	11.6	<b>8.4</b>	6.8	11.1
- Germany	6.6	11.8	7.9	<b>9.3</b>	7.4	11.9
Spanish Mainland	2.7	2.0	2.3	<b>2.5</b>	3.2	2.5
Canary Islands	2.6	3.8	3.9	<b>3.2</b>	2.5	4.0
<b>Total</b>	<b>4.1</b>	<b>6.9</b>	<b>5.5</b>	<b>5.3</b>	<b>4.4</b>	<b>6.4</b>
<b>ADR (€)</b>	91.0	59.4	59.4	<b>71.3</b>	94.9	52.1
<b>RevPar (€)</b>	38.6	26.5	23.3	<b>30.7</b>	44.9	20.8
<b>Total revenue (€ million)</b>	7.7	6.4	1.8	<b>15.9</b>	9.5	6.4
<b>Bed-space occupancy rate (%)</b>	40.1	39.2	41.1	<b>39.9</b>	44.8	36.2
<b>Occupancy rate per room/apart.(%)</b>	42.5	46.4	41.4	<b>44.1</b>	47.3	41.4

Sources: Encuestas de alojamiento turístico hotelero y extrahotelero (ISTAC).

Note 1: guests checking in as new arrivals. Note 2: Occupancy rate could be above 100% because of extra beds.