

Tourist profile by municipality

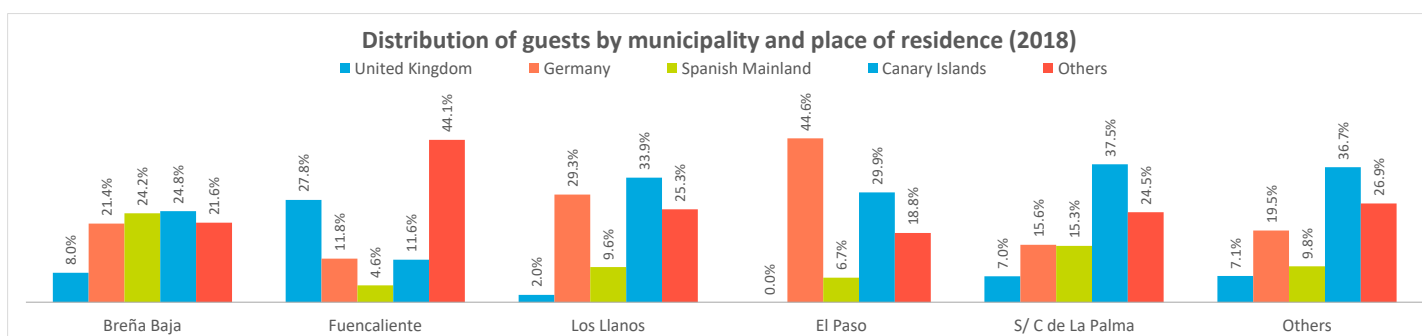
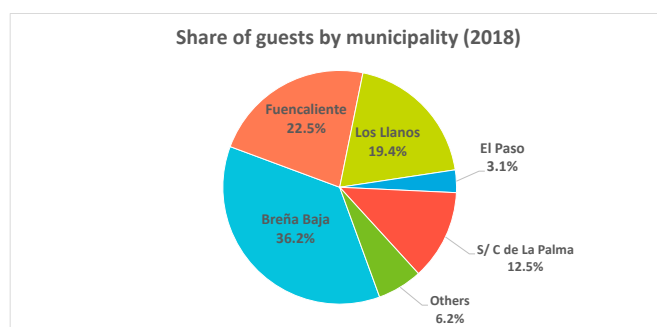
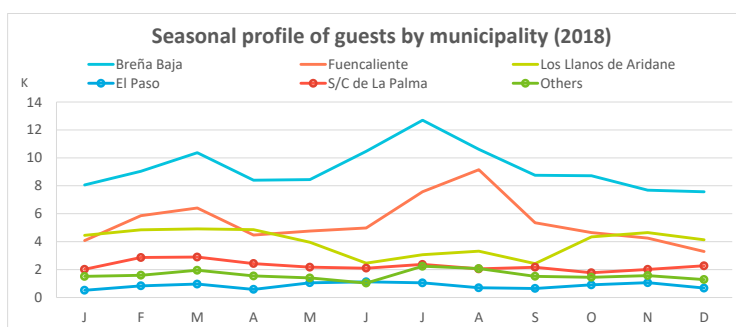
La Palma (2018)



GUESTS IN ACCOMMODATION

Place of residence:	Municipality of stay						Accommodation type		
	Breña Baja	Fuencaliente	Los Llanos	El Paso	S/ C de La Palma	Others	La Palma	Hotel	Apartment
International	56,807	58,067	33,770	6,092	18,116	10,225	183,077	132,450	50,627
- United Kingdom	8,929	19,284	1,195	0	2,706	1,365	33,479	28,509	4,970
- Germany	23,804	8,204	17,477	4,282	6,003	3,729	63,499	35,189	28,310
Spanish Mainland	26,951	3,187	5,705	642	5,894	1,868	44,247	34,007	10,240
Canary Islands	27,605	8,014	20,232	2,869	14,406	7,016	80,142	48,179	31,963
Total	111,363	69,268	59,707	9,603	38,416	19,109	307,466	214,636	92,830

Lugar de residencia:	Municipality of stay (%)						Accommodation type (%)		
	Breña Baja	Fuencaliente	Los Llanos	El Paso	S/ C de La Palma	Others	La Palma	Hotel	Apartment
Extranjero	51.0%	83.8%	56.6%	63.4%	47.2%	53.5%	59.5%	61.7%	54.5%
- Reino Unido	8.0%	27.8%	2.0%	0.0%	7.0%	7.1%	10.9%	13.3%	5.4%
- Alemania	21.4%	11.8%	29.3%	44.6%	15.6%	19.5%	20.7%	16.4%	30.5%
Península	24.2%	4.6%	9.6%	6.7%	15.3%	9.8%	14.4%	15.8%	11.0%
Canarias	24.8%	11.6%	33.9%	29.9%	37.5%	36.7%	26.1%	22.4%	34.4%
Total	100%	100%	100%	100%	100%	100%	100%	100%	100%



Other indicators

	Municipality of stay (%)						Accommodation type (%)		
	Breña Baja	Fuencaliente	Los Llanos	El Paso	S/ C de La Palma	Others	La Palma	Hotelero	Extrahotelero
Bednights									
International	493,609	413,328	339,110	57,479	54,387	56,228	1,414,141	903,438	510,703
- United Kingdom	68,113	137,320	8,067	0	8,883	5,193	227,576	195,981	31,595
- Germany	233,574	64,598	8,067	52,022	20,107	26,949	632,128	289,156	342,972
Spanish Mainland	128,608	18,109	28,220	2,128	21,460	7,424	205,949	152,053	53,896
Canary Islands	182,304	59,901	56,592	9,913	38,488	22,613	369,811	182,384	187,427
Total	804,521	491,338	423,922	69,520	114,335	86,265	1,989,901	1,237,875	752,026
Length of stay									
International	8.7	7.1	10.0	9.4	3.0	5.5	7.7	6.8	10.1
- United Kingdom	7.6	7.1	6.8		3.3	3.8	6.8	6.9	6.4
- Germany	9.8	7.9	13.4	12.2	3.4	7.2	10.0	8.2	12.1
Spanish Mainland	5.7	7.0	3.3	3.4	3.0	3.4	4.6	4.1	5.7
Canary Islands	6.6	7.5	2.8	3.5	2.7	3.2	4.6	3.8	5.9
Total	7.2	7.1	7.1	7.2	3.0	4.5	6.5	5.8	8.1
ADR (€)	42.9	41.0	49.4	48.3	41.8	41.4	43.9	46.5	39.0
RevPar (€)	34.5	36.4	31.6	37.8	33.8	21.7	33.5	36.2	28.5
Bed-space occupancy rate (%)	73.6	97.9	57.3	50.5	49.4	46.7	68.9	75.6	60.1
Occupancy rate per room/apartment	80.5	88.8	63.8	56.9	81.0	52.3	75.4	78.0	70.8

Sources: Encuestas de alojamiento turístico hotelero y extrahotelero (ISTAC). Note 1: guests checking in as new arrivals. Note 2: Occupancy rate could be above 100% because of extra beds.