

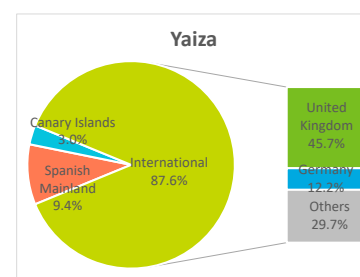
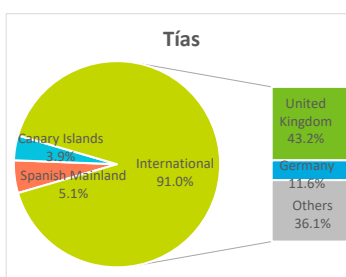
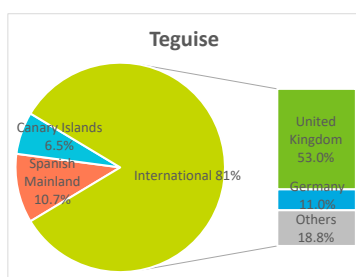
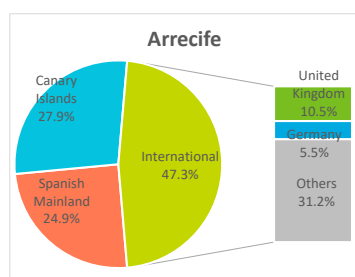
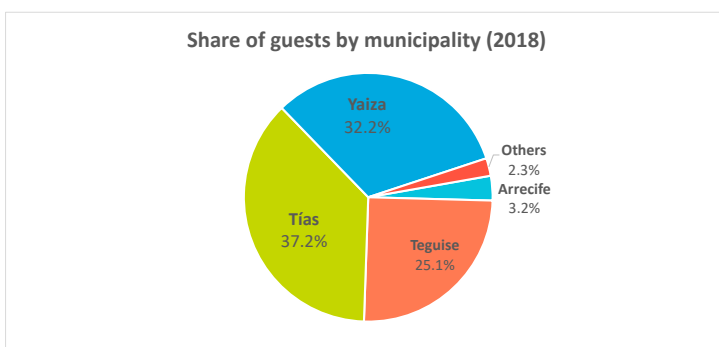
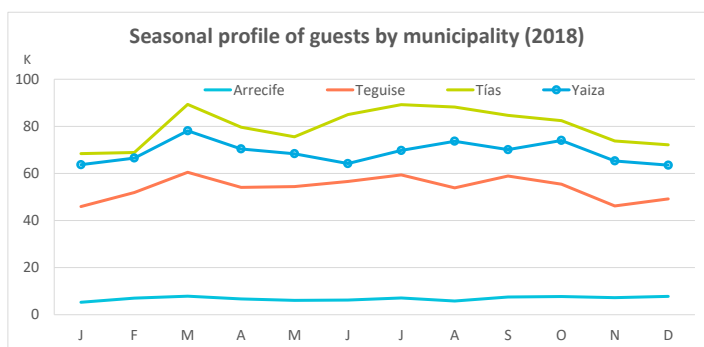
Tourist profile by municipality

Lanzarote (2018)

GUESTS IN ACCOMMODATION

Place of residence:	Municipality of stay					Lanzarote	Accommodation type	
	Arrecife	Teguise	Tías	Yaiza	Others		Hotel	Apartment
International	38,947	535,117	870,809	724,936	56,511	2,226,320	1,418,688	807,632
- United Kingdom	8,682	342,412	413,636	378,209	16,120	1,159,059	682,507	476,552
- Germany	4,553	71,184	111,351	100,563	5,905	293,556	252,067	41,489
Spanish Mainland	20,479	69,071	49,081	77,729	691	217,051	175,606	41,445
Canary Islands	22,951	42,159	37,338	24,976	1,820	129,244	78,219	51,025
Total	82,377	646,347	957,228	827,641	59,022	2,572,615	1,672,513	900,102

Place of residence:	Municipality of stay (%)					Lanzarote	Accommodation type (%)	
	Arrecife	Teguise	Tías	Yaiza	Others		Hotel	Apartment
International	47.3%	82.8%	91.0%	87.6%	95.7%	86.5%	84.8%	89.7%
- United Kingdom	10.5%	53.0%	43.2%	45.7%	27.3%	45.1%	40.8%	52.9%
- Germany	5.5%	11.0%	11.6%	12.2%	10.0%	11.4%	15.1%	4.6%
Spanish Mainland	24.9%	10.7%	5.1%	9.4%	1.2%	8.4%	10.5%	4.6%
Canary Islands	27.9%	6.5%	3.9%	3.0%	3.1%	5.0%	4.7%	5.7%
Total	100%	100%	100%	100%	100%	100%	100%	100%



Other indicators

	Municipality (%)					Lanzarote	Accommodation type (%)	
	Arrecife	Teguise	Tías	Yaiza	Others		Hotel	Apartment
Bednights								
International	181,815	4,424,759	7,543,055	5,661,434	467,351	18,278,414	11,008,508	7,269,906
- United Kingdom	45,052	2,696,050	3,614,477	2,979,165	129,450	9,464,194	5,060,420	4,403,774
- Germany	24,825	711,510	1,147,172	810,086	51,046	2,744,639	2,233,946	510,693
Spanish Mainland	61,229	374,548	302,335	529,101	3,834	1,271,047	1,023,516	247,531
Canary Islands	44,348	191,260	156,891	122,018	12,926	527,443	298,164	229,279
Total	287,392	4,990,567	8,002,281	6,312,553	484,111	20,076,904	12,330,188	7,746,716
Length of stay								
International	4.7	8.3	8.7	7.8	--	8.2	7.8	9.0
- United Kingdom	5.2	7.9	8.7	7.9	--	8.2	7.4	9.2
- Germany	5.5	10.0	10.3	8.1	--	9.4	8.9	12.3
Spanish Mainland	2.4	5.1	5.3	6.3	--	5.2	5.2	5.2
Canary Islands	1.9	4.5	4.2	4.9	--	4.1	3.8	4.5
Total	3.5	7.7	8.4	7.6	--	7.8	7.4	8.6
ADR (€)	57.5	71.8	71.7	91.7	--	78.6	89.6	60.7
RevPar (€)	42.0	60.6	57.7	75.8	--	64.5	74.4	48.8
Bed-space occupancy rate (%)	68.3	78.6	75.2	78.7	--	76.6	78.9	73.1
Occupancy rate per room/apart.(%)	77.5	84.5	80.4	82.6	--	82.1	83.2	80.4

Sources: Encuestas de alojamiento turístico hotelero y extrahotelero (ISTAC).

Note 1: guests checking in as new arrivals. Note 2: Occupancy rate could be above 100% because of extra beds.