

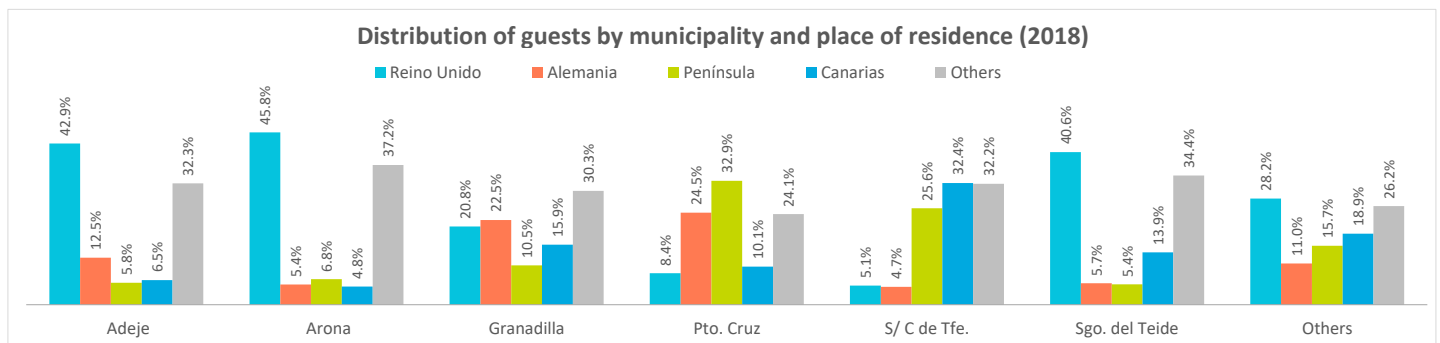
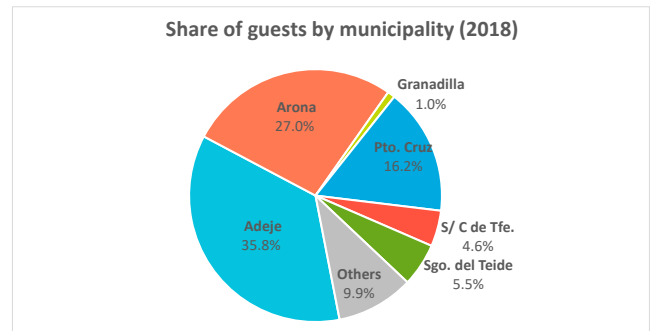
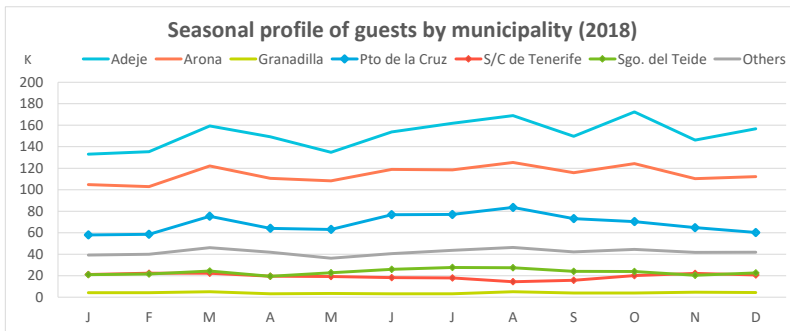
Tourist profile by municipality

Tenerife (2018)

GUESTS IN ACCOMMODATION

Place of residence:	Municipality of stay								Accommodation type	
	Adeje	Arona	Granadilla	Pto. Cruz	S/ C de Tfe.	Sgo. del Teide	Others	Tenerife	Hotel	Apartment
International	1,596,176	1,214,107	35,645	469,461	98,065	226,735	329,919	3,970,108	2,758,268	1,211,840
- United Kingdom	780,970	629,612	10,069	69,074	11,901	114,094	142,337	1,758,057	1,116,492	641,565
- Germany	227,713	74,036	10,910	201,885	11,057	16,020	55,351	596,972	497,653	99,319
Spanish Mainland	106,165	93,167	5,061	271,399	59,907	15,232	79,033	629,964	523,058	106,906
Canary Islands	119,092	66,550	7,724	83,649	75,591	39,171	95,190	486,967	348,837	138,130
Total	1,821,433	1,373,824	48,430	824,509	233,563	281,138	504,142	5,087,039	3,630,163	1,456,876

Place of residence:	Municipality of stay (%)								Accommodation type (%)	
	Adeje	Arona	Granadilla	Pto. Cruz	S/ C de Tfe.	Sgo. del Teide	Others	Tenerife	Hotel	Apartment
International	87.6%	88.4%	73.6%	56.9%	42.0%	80.6%	65.4%	78.0%	76.0%	83.2%
- United Kingdom	42.9%	45.8%	20.8%	8.4%	5.1%	40.6%	28.2%	34.6%	30.8%	44.0%
- Germany	12.5%	5.4%	22.5%	24.5%	4.7%	5.7%	11.0%	11.7%	13.7%	6.8%
Spanish Mainland	5.8%	6.8%	10.5%	32.9%	25.6%	5.4%	15.7%	12.4%	14.4%	7.3%
Canary Islands	6.5%	4.8%	15.9%	10.1%	32.4%	13.9%	18.9%	9.6%	9.6%	9.5%
Total	100%	100%	100%	100%	100%	100%	100%	100%	100%	100%



Other indicators

	Municipality of stay (%)								Accommodation type (%)	
	Adeje	Arona	Granadilla	Pto. Cruz	S/ C de Tfe.	Sgo. del Teide	Others	Tenerife	Hotel	Apartment
Bednights										
International	12,521,330	9,811,369	213,291	3,999,417	270,384	1,899,158	2,352,899	31,067,848	20,787,254	10,280,594
- United Kingdom	5,732,623	4,944,665	68,970	523,437	36,268	1,033,108	1,065,253	13,404,324	8,203,819	5,200,505
- Germany	2,017,795	647,628	68,970	1,966,812	35,711	131,515	450,458	5,331,482	4,273,986	1,057,496
Spanish Mainland	584,930	485,901	19,025	1,622,622	130,615	64,790	404,803	2,631,686	2,744,204	568,482
Canary Islands	433,738	311,563	20,497	253,849	136,876	151,191	303,874	1,611,588	1,018,408	593,180
Total	13,539,998	10,608,833	252,813	5,875,888	537,875	2,115,139	3,061,576	35,311,122	24,549,866	11,442,256
Length of stay										
International	7.8	8.1	6.0	8.5	2.8	8.4	7.1	7.8	7.5	8.5
- United Kingdom	7.3	7.9	6.9	7.6	3.1	9.1	7.5	7.6	7.4	8.1
- Germany	8.9	8.8	7.5	9.7	3.2	8.2	8.1	8.9	8.6	10.7
Spanish Mainland	4.5	5.0	3.1	5.3	2.0	4.0	4.1	4.4	4.3	4.7
Canary Islands	3.6	4.7	2.7	3.0	1.8	3.9	3.2	3.3	2.9	4.3
Total	7.4	7.7	5.2	7.1	2.3	7.5	6.1	7.1	6.8	7.9
ADR (€)	105.0	84.3	64.6	51.2	64.1	97.0	102.2	87.0	95.1	65.9
RevPar (€)	86.5	69.8	45.1	41.7	44.4	77.1	77.4	70.6	77.9	51.9
Bed-space occupancy rate (%)	75.7	69.4	58.1	72.0	53.6	80.9	66.0	71.9	82.0	64.4
Occupancy rate per room/apartment (%)	82.4	82.9	69.8	81.4	69.2	79.3	75.8	81.1	76.1	78.8

Sources: Encuestas de alojamiento turístico hotelero y extrahotelero (ISTAC).

Note 1: guests checking in as new arrivals. Note 2: Occupancy rate could be above 100% because of extra beds.