

Canary Islands tourist accommodation capacity

Historical data (2003 - 2018)



Hotel capacity: Bed-spaces

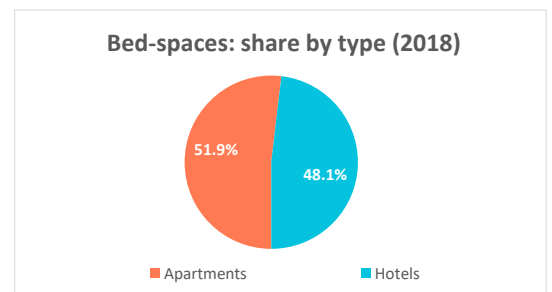
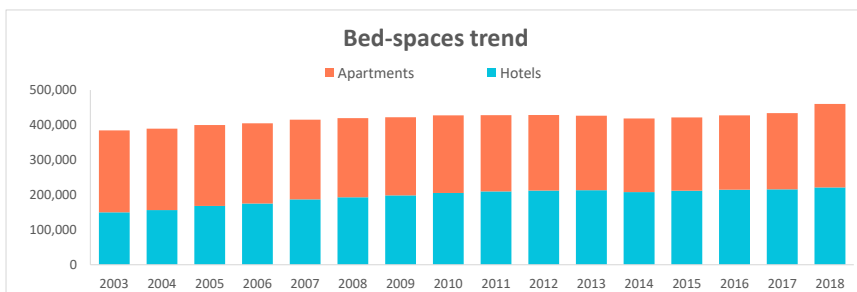
| YEAR | LANZAROTE | FUERTEVENTURA | GRAN CANARIA | TENERIFE | LA PALMA | LA GOMERA | EL HIERRO | CANARY ISLANDS |
|------|-----------|---------------|--------------|----------|----------|-----------|-----------|----------------|
| 2003 | 19,763 | 13,955 | 41,237 | 71,032 | 1,937 | 1,832 | 375 | 150,131 |
| 2004 | 20,993 | 17,209 | 41,348 | 72,583 | 1,937 | 1,868 | 383 | 156,321 |
| 2005 | 20,993 | 21,665 | 47,650 | 73,463 | 2,507 | 1,881 | 383 | 168,542 |
| 2006 | 21,640 | 23,287 | 48,502 | 75,664 | 3,757 | 1,881 | 383 | 175,114 |
| 2007 | 22,537 | 31,000 | 48,717 | 78,897 | 3,773 | 1,881 | 406 | 187,211 |
| 2008 | 23,367 | 33,247 | 50,009 | 80,424 | 3,809 | 1,881 | 384 | 193,121 |
| 2009 | 23,977 | 34,741 | 51,791 | 81,984 | 3,831 | 1,913 | 384 | 198,621 |
| 2010 | 23,977 | 36,729 | 56,061 | 82,372 | 3,831 | 1,913 | 384 | 205,267 |
| 2011 | 27,374 | 37,205 | 56,655 | 82,574 | 3,831 | 1,930 | 407 | 209,976 |
| 2012 | 27,374 | 37,757 | 57,875 | 82,894 | 3,895 | 1,930 | 395 | 212,120 |
| 2013 | 28,404 | 37,895 | 57,294 | 83,531 | 3,876 | 1,930 | 395 | 213,325 |
| 2014 | 28,704 | 32,229 | 57,424 | 83,347 | 3,876 | 1,930 | 395 | 207,905 |
| 2015 | 30,493 | 33,492 | 57,582 | 83,983 | 3,876 | 1,930 | 395 | 211,751 |
| 2016 | 29,767 | 34,381 | 59,735 | 84,754 | 3,876 | 1,944 | 395 | 214,852 |
| 2017 | 31,498 | 31,651 | 62,669 | 83,797 | 3,882 | 1,944 | 395 | 215,836 |
| 2018 | 32,549 | 32,460 | 63,604 | 86,536 | 3,882 | 2,074 | 381 | 221,486 |

Apartment capacity: Bed-spaces

| YEAR | LANZAROTE | FUERTEVENTURA | GRAN CANARIA | TENERIFE | LA PALMA | LA GOMERA | EL HIERRO | CANARY ISLANDS |
|------|-----------|---------------|--------------|----------|----------|-----------|-----------|----------------|
| 2003 | 50,096 | 24,405 | 89,457 | 58,994 | 6,353 | 4,350 | 661 | 234,316 |
| 2004 | 50,354 | 23,840 | 89,688 | 57,585 | 6,508 | 4,397 | 697 | 233,069 |
| 2005 | 50,147 | 24,443 | 88,504 | 56,311 | 6,615 | 4,402 | 716 | 231,138 |
| 2006 | 49,680 | 23,924 | 88,244 | 55,905 | 6,800 | 4,446 | 755 | 229,754 |
| 2007 | 49,000 | 25,833 | 87,229 | 53,764 | 6,945 | 4,596 | 798 | 228,165 |
| 2008 | 48,829 | 27,019 | 85,161 | 53,240 | 7,029 | 4,601 | 806 | 226,685 |
| 2009 | 47,985 | 27,288 | 83,362 | 52,368 | 7,073 | 4,566 | 827 | 223,469 |
| 2010 | 47,473 | 27,679 | 82,434 | 52,164 | 7,076 | 4,570 | 868 | 222,264 |
| 2011 | 44,017 | 27,712 | 81,819 | 52,012 | 7,088 | 4,574 | 924 | 218,146 |
| 2012 | 43,456 | 26,945 | 82,296 | 51,371 | 7,100 | 4,574 | 938 | 216,680 |
| 2013 | 41,769 | 26,967 | 81,932 | 50,145 | 7,126 | 4,578 | 914 | 213,431 |
| 2014 | 41,383 | 26,234 | 80,528 | 49,918 | 7,155 | 4,603 | 975 | 210,796 |
| 2015 | 39,099 | 26,029 | 81,555 | 50,509 | 7,152 | 4,645 | 1,105 | 210,094 |
| 2016 | 38,704 | 27,938 | 81,221 | 51,515 | 7,220 | 4,720 | 1,184 | 212,502 |
| 2017 | 37,866 | 26,811 | 84,045 | 54,813 | 8,234 | 5,115 | 1,370 | 218,254 |
| 2018 | 39,408 | 28,995 | 88,583 | 63,725 | 10,351 | 6,062 | 1,596 | 238,720 |

Total capacity: Bed-spaces

| YEAR | LANZAROTE | FUERTEVENTURA | GRAN CANARIA | TENERIFE | LA PALMA | LA GOMERA | EL HIERRO | CANARY ISLANDS |
|------|-----------|---------------|--------------|----------|----------|-----------|-----------|----------------|
| 2003 | 69,859 | 38,360 | 130,694 | 130,026 | 8,290 | 6,182 | 1,036 | 384,447 |
| 2004 | 71,347 | 41,049 | 131,036 | 130,168 | 8,445 | 6,265 | 1,080 | 389,390 |
| 2005 | 71,140 | 46,108 | 136,154 | 129,774 | 9,122 | 6,283 | 1,099 | 399,680 |
| 2006 | 71,320 | 47,211 | 136,746 | 131,569 | 10,557 | 6,327 | 1,138 | 404,868 |
| 2007 | 71,537 | 56,833 | 135,946 | 132,661 | 10,718 | 6,477 | 1,204 | 415,376 |
| 2008 | 72,196 | 60,266 | 135,170 | 133,664 | 10,838 | 6,482 | 1,190 | 419,806 |
| 2009 | 71,962 | 62,029 | 135,153 | 134,352 | 10,904 | 6,479 | 1,211 | 422,090 |
| 2010 | 71,450 | 64,408 | 138,495 | 134,536 | 10,907 | 6,483 | 1,252 | 427,531 |
| 2011 | 71,391 | 64,917 | 138,474 | 134,586 | 10,919 | 6,504 | 1,331 | 428,122 |
| 2012 | 70,830 | 64,702 | 140,171 | 134,265 | 10,995 | 6,504 | 1,333 | 428,800 |
| 2013 | 70,173 | 64,862 | 139,226 | 133,676 | 11,002 | 6,508 | 1,309 | 426,756 |
| 2014 | 70,087 | 58,463 | 137,952 | 133,265 | 11,031 | 6,533 | 1,370 | 418,701 |
| 2015 | 69,592 | 59,521 | 139,137 | 134,492 | 11,028 | 6,575 | 1,500 | 421,845 |
| 2016 | 68,471 | 62,319 | 140,956 | 136,269 | 11,096 | 6,664 | 1,579 | 427,354 |
| 2017 | 69,364 | 58,462 | 146,714 | 138,610 | 12,116 | 7,059 | 1,765 | 434,090 |
| 2018 | 71,957 | 61,455 | 152,187 | 150,261 | 14,233 | 8,136 | 1,977 | 460,206 |



Canary Islands tourist accommodation capacity

Historical data (2003 - 2018)



Number of hotels

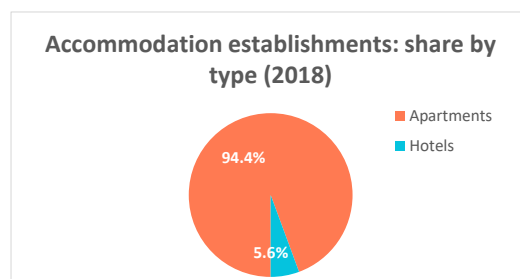
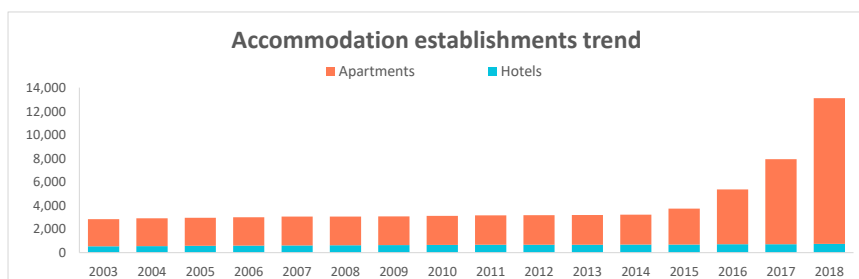
| YEAR | LANZAROTE | FUERTEVENTURA | GRAN CANARIA | TENERIFE | LA PALMA | LA GOMERA | EL HIERRO | CANARY ISLANDS |
|------|-----------|---------------|--------------|----------|----------|-----------|-----------|----------------|
| 2003 | 43 | 41 | 134 | 241 | 30 | 33 | 16 | 538 |
| 2004 | 46 | 50 | 133 | 244 | 29 | 34 | 17 | 553 |
| 2005 | 46 | 58 | 141 | 249 | 32 | 35 | 17 | 578 |
| 2006 | 48 | 61 | 146 | 253 | 33 | 35 | 16 | 592 |
| 2007 | 50 | 72 | 143 | 258 | 34 | 35 | 17 | 609 |
| 2008 | 53 | 73 | 148 | 262 | 35 | 35 | 16 | 622 |
| 2009 | 54 | 75 | 151 | 267 | 37 | 37 | 16 | 637 |
| 2010 | 54 | 79 | 159 | 271 | 37 | 37 | 16 | 653 |
| 2011 | 60 | 80 | 163 | 273 | 37 | 38 | 17 | 668 |
| 2012 | 60 | 82 | 165 | 274 | 38 | 38 | 16 | 673 |
| 2013 | 62 | 83 | 165 | 275 | 37 | 38 | 16 | 676 |
| 2014 | 63 | 78 | 174 | 274 | 37 | 38 | 16 | 680 |
| 2015 | 66 | 80 | 175 | 276 | 37 | 38 | 16 | 688 |
| 2016 | 65 | 84 | 184 | 283 | 37 | 39 | 16 | 708 |
| 2017 | 67 | 80 | 194 | 284 | 38 | 39 | 16 | 718 |
| 2018 | 71 | 81 | 199 | 294 | 38 | 40 | 15 | 738 |

Number of apartments

| YEAR | LANZAROTE | FUERTEVENTURA | GRAN CANARIA | TENERIFE | LA PALMA | LA GOMERA | EL HIERRO | CANARY ISLANDS |
|------|-----------|---------------|--------------|----------|----------|-----------|-----------|----------------|
| 2003 | 283 | 111 | 676 | 341 | 511 | 304 | 76 | 2,302 |
| 2004 | 285 | 116 | 693 | 341 | 531 | 314 | 82 | 2,362 |
| 2005 | 284 | 116 | 693 | 325 | 552 | 316 | 87 | 2,373 |
| 2006 | 283 | 114 | 702 | 330 | 567 | 323 | 90 | 2,409 |
| 2007 | 269 | 121 | 706 | 344 | 575 | 329 | 100 | 2,444 |
| 2008 | 268 | 124 | 696 | 343 | 578 | 330 | 102 | 2,441 |
| 2009 | 267 | 121 | 696 | 342 | 581 | 331 | 106 | 2,444 |
| 2010 | 263 | 125 | 708 | 343 | 582 | 332 | 110 | 2,463 |
| 2011 | 261 | 127 | 716 | 349 | 585 | 333 | 118 | 2,489 |
| 2012 | 264 | 127 | 724 | 351 | 589 | 333 | 123 | 2,511 |
| 2013 | 259 | 129 | 722 | 352 | 593 | 334 | 123 | 2,512 |
| 2014 | 260 | 131 | 730 | 352 | 599 | 340 | 128 | 2,540 |
| 2015 | 323 | 201 | 958 | 440 | 601 | 354 | 170 | 3,047 |
| 2016 | 473 | 353 | 1,854 | 784 | 607 | 386 | 192 | 4,649 |
| 2017 | 605 | 563 | 2,866 | 1,565 | 840 | 515 | 256 | 7,210 |
| 2018 | 1,032 | 962 | 4,072 | 3,720 | 1,432 | 823 | 332 | 12,373 |

Total accommodation establishments

| YEAR | LANZAROTE | FUERTEVENTURA | GRAN CANARIA | TENERIFE | LA PALMA | LA GOMERA | EL HIERRO | CANARY ISLANDS |
|------|-----------|---------------|--------------|----------|----------|-----------|-----------|----------------|
| 2003 | 326 | 152 | 810 | 582 | 541 | 337 | 92 | 2,840 |
| 2004 | 331 | 166 | 826 | 585 | 560 | 348 | 99 | 2,915 |
| 2005 | 330 | 174 | 834 | 574 | 584 | 351 | 104 | 2,951 |
| 2006 | 331 | 175 | 848 | 583 | 600 | 358 | 106 | 3,001 |
| 2007 | 319 | 193 | 849 | 602 | 609 | 364 | 117 | 3,053 |
| 2008 | 321 | 197 | 844 | 605 | 613 | 365 | 118 | 3,063 |
| 2009 | 321 | 196 | 847 | 609 | 618 | 368 | 122 | 3,081 |
| 2010 | 317 | 204 | 867 | 614 | 619 | 369 | 126 | 3,116 |
| 2011 | 321 | 207 | 879 | 622 | 622 | 371 | 135 | 3,157 |
| 2012 | 324 | 209 | 889 | 625 | 627 | 371 | 139 | 3,184 |
| 2013 | 321 | 212 | 887 | 627 | 630 | 372 | 139 | 3,188 |
| 2014 | 323 | 209 | 904 | 626 | 636 | 378 | 144 | 3,220 |
| 2015 | 389 | 281 | 1,133 | 716 | 638 | 392 | 186 | 3,735 |
| 2016 | 538 | 437 | 2,038 | 1,067 | 644 | 425 | 208 | 5,357 |
| 2017 | 672 | 643 | 3,060 | 1,849 | 878 | 554 | 272 | 7,928 |
| 2018 | 1,103 | 1,043 | 4,271 | 4,014 | 1,470 | 863 | 347 | 13,111 |



Source: Turidata-Consejería de Turismo del Gobierno de Canarias

Note: The increase from 2016 is due to the incorporation of Holiday Houses into Turidata database.