

# Canary Islands tourist accommodation capacity

## Historical data: 2010 - 2017

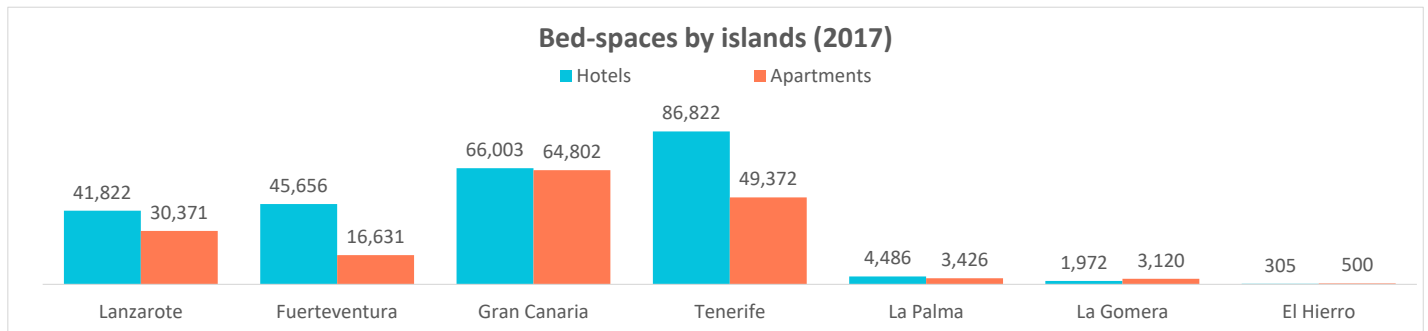


### Hotel capacity: Bed-spaces

| YEAR | LANZAROTE | FUERTEVENTURA | GRAN CANARIA | TENERIFE | LA PALMA | LA GOMERA | EL HIERRO | CANARY ISLANDS |
|------|-----------|---------------|--------------|----------|----------|-----------|-----------|----------------|
| 2010 | 37,205    | 44,636        | 61,406       | 86,216   | 4,249    | 1,938     | 350       | 235,999        |
| 2011 | 36,772    | 45,084        | 62,359       | 87,162   | 4,247    | 1,926     | 350       | 237,900        |
| 2012 | 36,953    | 44,512        | 62,807       | 86,965   | 4,249    | 2,024     | 350       | 237,860        |
| 2013 | 37,861    | 45,407        | 62,647       | 88,558   | 4,249    | 2,005     | 325       | 241,052        |
| 2014 | 38,879    | 46,485        | 63,717       | 89,754   | 4,135    | 1,982     | 320       | 245,271        |
| 2015 | 41,327    | 43,981        | 65,233       | 87,736   | 4,079    | 1,982     | 320       | 244,657        |
| 2016 | 41,882    | 45,224        | 65,476       | 87,270   | 4,325    | 1,979     | 320       | 246,476        |
| 2017 | 41,822    | 45,656        | 66,003       | 86,822   | 4,486    | 1,972     | 305       | 247,065        |

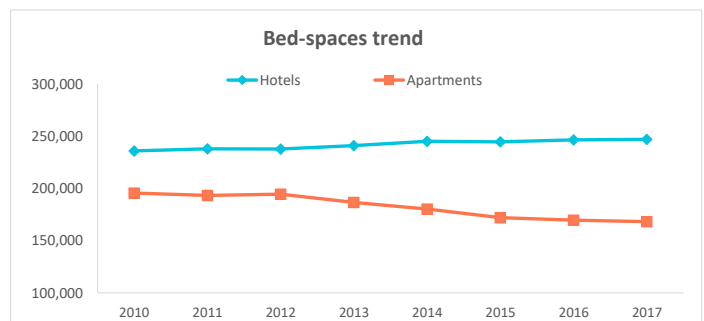
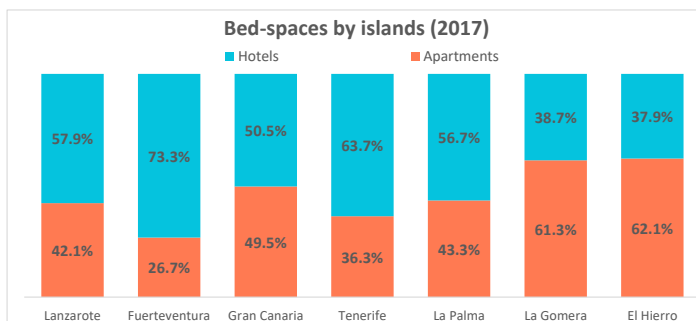
### Apartment capacity: Bed-spaces

| YEAR | LANZAROTE | FUERTEVENTURA | GRAN CANARIA | TENERIFE | LA PALMA | LA GOMERA | EL HIERRO | CANARY ISLANDS |
|------|-----------|---------------|--------------|----------|----------|-----------|-----------|----------------|
| 2010 | 36,872    | 23,461        | 75,260       | 51,915   | 4,199    | 3,406     | 485       | 195,598        |
| 2011 | 36,686    | 23,695        | 72,871       | 51,989   | 4,130    | 3,445     | 485       | 193,300        |
| 2012 | 37,089    | 23,706        | 72,523       | 53,174   | 4,108    | 3,451     | 498       | 194,549        |
| 2013 | 35,856    | 21,333        | 69,689       | 51,914   | 4,058    | 3,388     | 480       | 186,719        |
| 2014 | 32,768    | 20,146        | 68,389       | 51,227   | 3,903    | 3,345     | 489       | 180,267        |
| 2015 | 30,476    | 17,423        | 66,615       | 50,068   | 3,656    | 3,264     | 496       | 171,998        |
| 2016 | 30,144    | 17,279        | 65,441       | 49,625   | 3,499    | 3,149     | 498       | 169,634        |
| 2017 | 30,371    | 16,631        | 64,802       | 49,372   | 3,426    | 3,120     | 500       | 168,222        |



### Total capacity: Bed-spaces

| YEAR | LANZAROTE | FUERTEVENTURA | GRAN CANARIA | TENERIFE | LA PALMA | LA GOMERA | EL HIERRO | CANARY ISLANDS |
|------|-----------|---------------|--------------|----------|----------|-----------|-----------|----------------|
| 2010 | 74,077    | 68,097        | 136,666      | 138,131  | 8,448    | 5,344     | 835       | 431,597        |
| 2011 | 73,458    | 68,779        | 135,230      | 139,151  | 8,377    | 5,371     | 835       | 431,200        |
| 2012 | 74,042    | 68,218        | 135,330      | 140,139  | 8,357    | 5,475     | 848       | 432,409        |
| 2013 | 73,717    | 66,740        | 132,336      | 140,472  | 8,307    | 5,393     | 805       | 427,771        |
| 2014 | 71,647    | 66,631        | 132,106      | 140,981  | 8,038    | 5,327     | 809       | 425,538        |
| 2015 | 71,803    | 61,404        | 131,848      | 137,804  | 7,735    | 5,246     | 816       | 416,655        |
| 2016 | 72,026    | 62,503        | 130,917      | 136,895  | 7,824    | 5,128     | 818       | 416,110        |
| 2017 | 72,193    | 62,287        | 130,805      | 136,194  | 7,912    | 5,092     | 805       | 415,287        |



# Canary Islands tourist accommodation capacity

## Historical data: 2010 - 2017



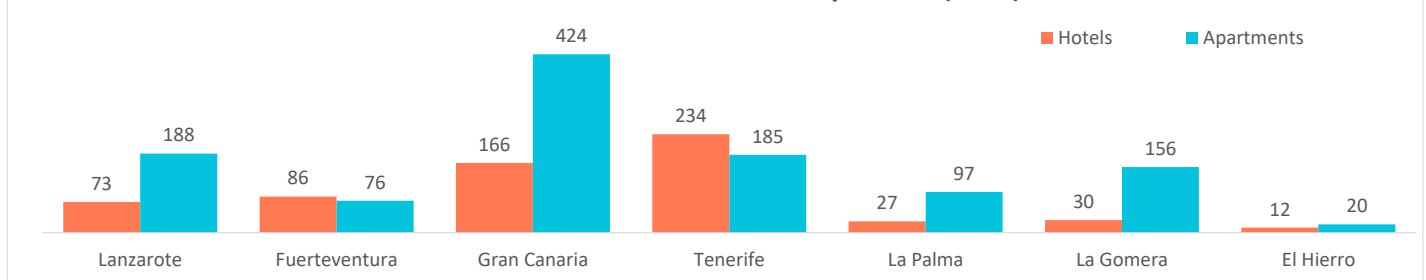
### Number of hotels

| YEAR | LANZAROTE | FUERTEVENTURA | GRAN CANARIA | TENERIFE | LA PALMA | LA GOMERA | EL HIERRO | CANARY ISLANDS |
|------|-----------|---------------|--------------|----------|----------|-----------|-----------|----------------|
| 2010 | 64        | 80            | 156          | 237      | 28       | 31        | 14        | 611            |
| 2011 | 64        | 82            | 160          | 236      | 28       | 31        | 14        | 615            |
| 2012 | 65        | 82            | 160          | 235      | 28       | 32        | 14        | 617            |
| 2013 | 66        | 84            | 163          | 239      | 28       | 31        | 13        | 625            |
| 2014 | 67        | 86            | 164          | 242      | 27       | 31        | 13        | 630            |
| 2015 | 71        | 83            | 164          | 237      | 28       | 31        | 13        | 626            |
| 2016 | 73        | 85            | 164          | 236      | 27       | 31        | 13        | 628            |
| 2017 | 73        | 86            | 166          | 234      | 27       | 30        | 12        | 629            |

### Number of apartments

| YEAR | LANZAROTE | FUERTEVENTURA | GRAN CANARIA | TENERIFE | LA PALMA | LA GOMERA | EL HIERRO | CANARY ISLANDS |
|------|-----------|---------------|--------------|----------|----------|-----------|-----------|----------------|
| 2010 | 203       | 83            | 444          | 196      | 99       | 158       | 21        | 1,203          |
| 2011 | 202       | 84            | 435          | 193      | 98       | 160       | 21        | 1,192          |
| 2012 | 202       | 84            | 430          | 193      | 98       | 160       | 21        | 1,188          |
| 2013 | 199       | 82            | 429          | 190      | 97       | 160       | 19        | 1,176          |
| 2014 | 194       | 81            | 422          | 187      | 98       | 160       | 20        | 1,160          |
| 2015 | 191       | 79            | 425          | 186      | 98       | 158       | 20        | 1,157          |
| 2016 | 189       | 77            | 425          | 186      | 98       | 158       | 20        | 1,154          |
| 2017 | 188       | 76            | 424          | 185      | 97       | 156       | 20        | 1,146          |

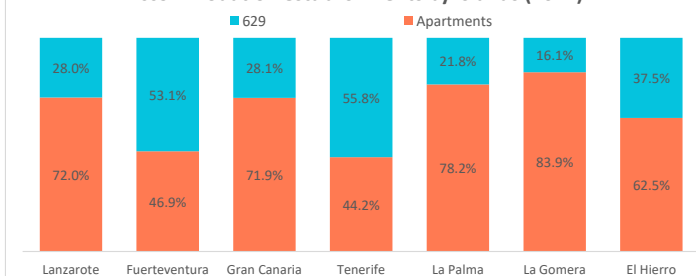
Accommodation establishments by islands (2017)



### Total accommodation establishments

| YEAR | LANZAROTE | FUERTEVENTURA | GRAN CANARIA | TENERIFE | LA PALMA | LA GOMERA | EL HIERRO | CANARY ISLANDS |
|------|-----------|---------------|--------------|----------|----------|-----------|-----------|----------------|
| 2010 | 267       | 163           | 600          | 433      | 127      | 189       | 35        | 1,814          |
| 2011 | 266       | 166           | 595          | 429      | 126      | 191       | 35        | 1,807          |
| 2012 | 267       | 166           | 590          | 428      | 126      | 192       | 35        | 1,805          |
| 2013 | 265       | 166           | 592          | 429      | 125      | 191       | 32        | 1,801          |
| 2014 | 261       | 167           | 586          | 429      | 125      | 191       | 33        | 1,790          |
| 2015 | 262       | 162           | 589          | 423      | 126      | 189       | 33        | 1,783          |
| 2016 | 262       | 162           | 589          | 422      | 125      | 189       | 33        | 1,782          |
| 2017 | 261       | 162           | 590          | 419      | 124      | 186       | 32        | 1,775          |

Accommodation establishments by islands (2017)



Accommodation establishments trend

