

Canary Islands tourist accommodation capacity

Historical data: 2010 - 2018

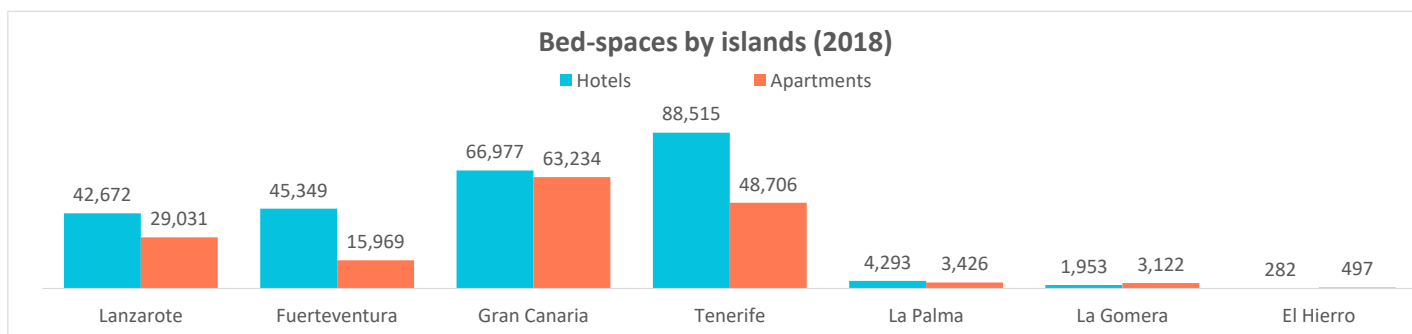


Hotel capacity: Bed-spaces

YEAR	LANZAROTE	FUERTEVENTURA	GRAN CANARIA	TENERIFE	LA PALMA	LA GOMERA	EL HIERRO	CANARY ISLANDS
2010	37,205	44,636	61,406	86,216	4,249	1,938	350	235,999
2011	36,772	45,084	62,359	87,162	4,247	1,926	350	237,900
2012	36,953	44,512	62,807	86,965	4,249	2,024	350	237,860
2013	37,861	45,407	62,647	88,558	4,249	2,005	325	241,052
2014	38,879	46,485	63,717	89,754	4,135	1,982	320	245,271
2015	41,327	43,981	65,233	87,736	4,079	1,982	320	244,657
2016	41,882	45,224	65,476	87,270	4,325	1,979	320	246,476
2017	41,822	45,656	66,003	86,822	4,486	1,972	305	247,065
2018	42,672	45,349	66,977	88,515	4,293	1,953	282	250,042

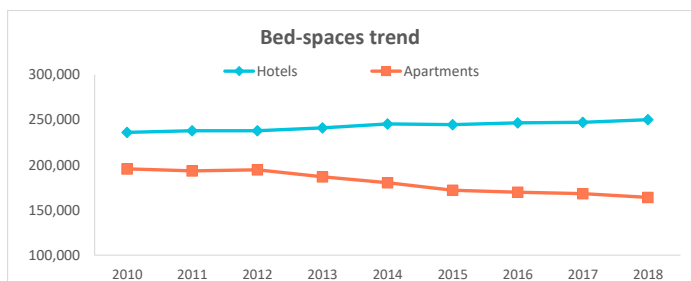
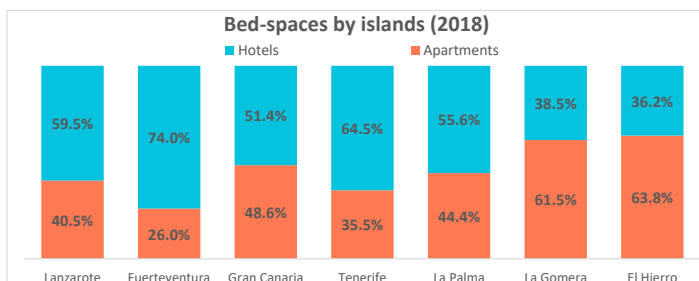
Apartment capacity: Bed-spaces

YEAR	LANZAROTE	FUERTEVENTURA	GRAN CANARIA	TENERIFE	LA PALMA	LA GOMERA	EL HIERRO	CANARY ISLANDS
2010	36,872	23,461	75,260	51,915	4,199	3,406	485	195,598
2011	36,686	23,695	72,871	51,989	4,130	3,445	485	193,300
2012	37,089	23,706	72,523	53,174	4,108	3,451	498	194,549
2013	35,856	21,333	69,689	51,914	4,058	3,388	480	186,719
2014	32,768	20,146	68,389	51,227	3,903	3,345	489	180,267
2015	30,476	17,423	66,615	50,068	3,656	3,264	496	171,998
2016	30,144	17,279	65,441	49,625	3,499	3,149	498	169,634
2017	30,371	16,631	64,802	49,372	3,426	3,120	500	168,222
2018	29,031	15,969	63,234	48,706	3,426	3,122	497	163,985



Total capacity: Bed-spaces

YEAR	LANZAROTE	FUERTEVENTURA	GRAN CANARIA	TENERIFE	LA PALMA	LA GOMERA	EL HIERRO	CANARY ISLANDS
2010	74,077	68,097	136,666	138,131	8,448	5,344	835	431,597
2011	73,458	68,779	135,230	139,151	8,377	5,371	835	431,200
2012	74,042	68,218	135,330	140,139	8,357	5,475	848	432,409
2013	73,717	66,740	132,336	140,472	8,307	5,393	805	427,771
2014	71,647	66,631	132,106	140,981	8,038	5,327	809	425,538
2015	71,803	61,404	131,848	137,804	7,735	5,246	816	416,655
2016	72,026	62,503	130,917	136,895	7,824	5,128	818	416,110
2017	72,193	62,287	130,805	136,194	7,912	5,092	805	415,287
2018	71,703	61,318	130,211	137,221	7,719	5,075	779	414,027



Canary Islands tourist accommodation capacity

Historical data: 2010 - 2018

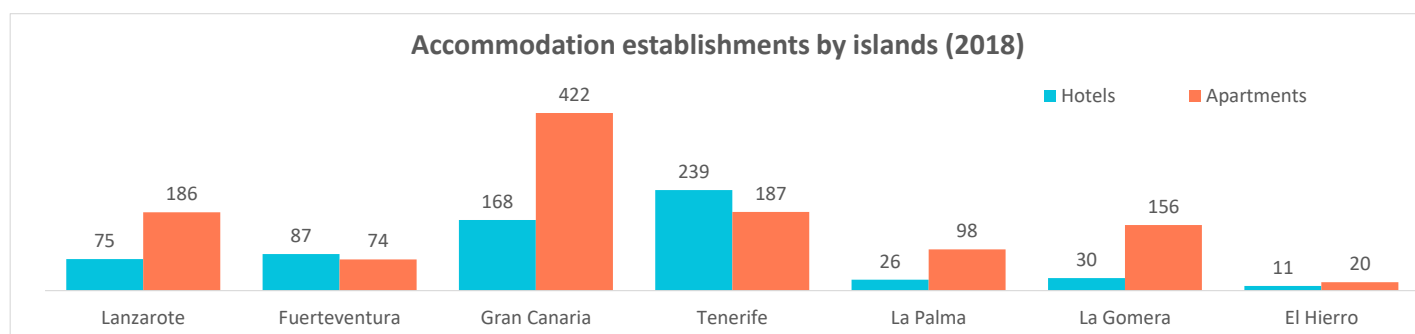


Number of hotels

YEAR	LANZAROTE	FUERTEVENTURA	GRAN CANARIA	TENERIFE	LA PALMA	LA GOMERA	EL HIERRO	CANARY ISLANDS
2010	64	80	156	237	28	31	14	611
2011	64	82	160	236	28	31	14	615
2012	65	82	160	235	28	32	14	617
2013	66	84	163	239	28	31	13	625
2014	67	86	164	242	27	31	13	630
2015	71	83	164	237	28	31	13	626
2016	73	85	164	236	27	31	13	628
2017	73	86	166	234	27	30	12	629
2018	75	87	168	239	26	30	11	636

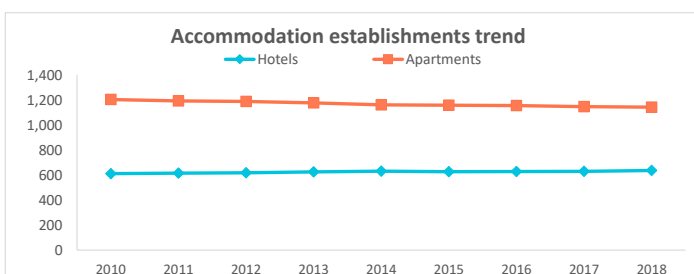
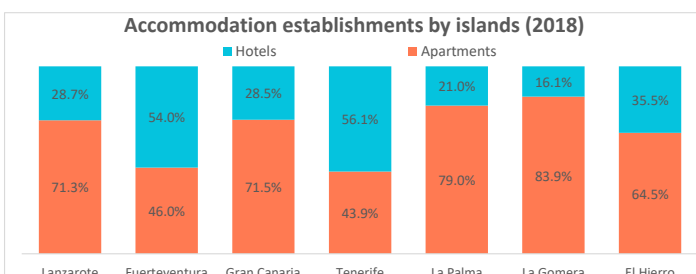
Number of apartments

YEAR	LANZAROTE	FUERTEVENTURA	GRAN CANARIA	TENERIFE	LA PALMA	LA GOMERA	EL HIERRO	CANARY ISLANDS
2010	203	83	444	196	99	158	21	1,203
2011	202	84	435	193	98	160	21	1,192
2012	202	84	430	193	98	160	21	1,188
2013	199	82	429	190	97	160	19	1,176
2014	194	81	422	187	98	160	20	1,160
2015	191	79	425	186	98	158	20	1,157
2016	189	77	425	186	98	158	20	1,154
2017	188	76	424	185	97	156	20	1,146
2018	186	74	422	187	98	156	20	1,142



Total accommodation establishments

YEAR	LANZAROTE	FUERTEVENTURA	GRAN CANARIA	TENERIFE	LA PALMA	LA GOMERA	EL HIERRO	CANARY ISLANDS
2010	267	163	600	433	127	189	35	1,814
2011	266	166	595	429	126	191	35	1,807
2012	267	166	590	428	126	192	35	1,805
2013	265	166	592	429	125	191	32	1,801
2014	261	167	586	429	125	191	33	1,790
2015	262	162	589	423	126	189	33	1,783
2016	262	162	589	422	125	189	33	1,782
2017	261	162	590	419	124	186	32	1,775
2018	261	161	590	426	124	186	31	1,778



Sources: Encuestas de alojamiento turístico hotelero y extrahotelero (ISTAC).