

Tourist accommodation capacity by category 2017



Hotel capacity: Bed-spaces

Category	Lanzarote	Fuerteventura	Gran Canaria	Tenerife	La Palma	La Gomera	El Hierro	CANARY ISLANDS
1-3 Stars	13,311	12,589	26,708	20,986	983	772	.	75,562
- 1 Star	.	.	996	1,060	.	.	.	3,548
- 2 Stars	.	.	3,882	1,629	.	.	.	11,135
- 3 Stars	.	.	21,831	18,298	.	.	.	60,879
4-5 Stars	28,510	12,589	39,295	65,835	3,503	1,200	.	171,504
- 4 Stars	.	.	30,409	52,091	.	.	.	143,172
- 5 Stars	.	.	8,886	13,744	.	.	.	28,332
Total	41,822	45,656	66,003	86,822	4,486	1,972	305	247,065

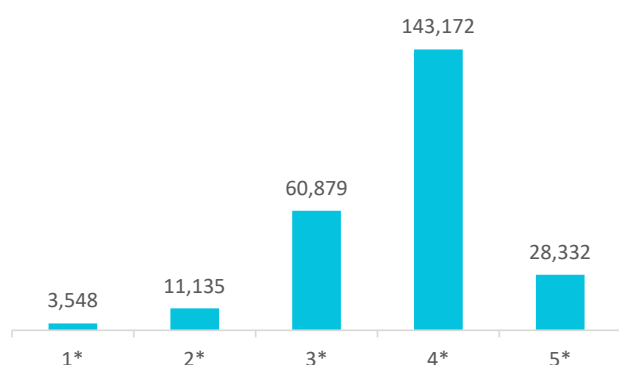
Apartment capacity: Bed-spaces

Category	Lanzarote	Fuerteventura	Gran Canaria	Tenerife	La Palma	La Gomera	El Hierro	CANARY ISLANDS
1-2 Keys	20,223	11,816	56,911	21,779	.	.	.	116,594
- 1 Key	.	.	23,897	6,583	.	.	.	40,588
- 2 Keys	.	.	33,013	15,196	.	.	.	76,006
3-5 Keys	10,148	4,815	7,892	27,593	.	.	.	51,629
- 3 Keys	.	.	7,458	26,648	.	.	.	49,669
- 4 and 5 Keys	.	.	434	945	.	.	.	1,960
Total	30,371	16,631	64,802	49,372	3,426	3,120	500	168,222

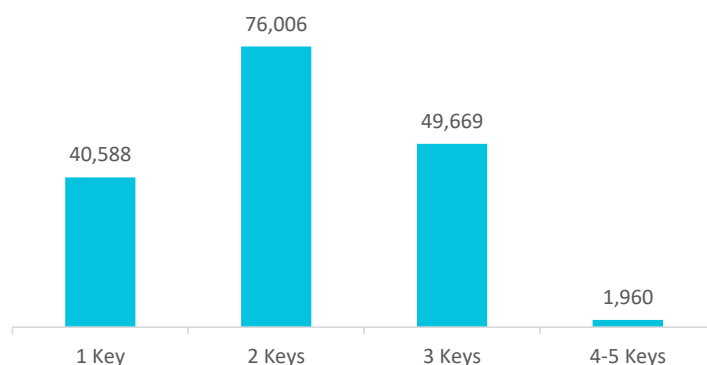
Total capacity: Bed-spaces

YEAR	Lanzarote	Fuerteventura	Gran Canaria	Tenerife	La Palma	La Gomera	El Hierro	CANARY ISLANDS
2017	72,193	62,287	130,805	136,194	7,912	5,092	805	415,287

Hotels: Bed-spaces by category



Apartments: Bed-spaces by category



Tourist accommodation capacity by category 2017

Number of hotels

Category	Lanzarote	Fuerteventura	Gran Canaria	Tenerife	La Palma	La Gomera	El Hierro	CANARY ISLANDS
1-3 Stars	29	35	96	117	22	26	.	336
- 1 Star	.	.	29	35	.	.	.	110
- 2 Stars	.	.	19	23	.	.	.	76
- 3 Stars	.	.	47	59	.	.	.	149
4-5 Stars	44	51	70	117	5	4	.	293
- 4 Stars	.	.	57	94	.	.	.	246
- 5 Stars	.	.	13	23	.	.	.	47
Total	73	86	166	234	27	30	12	629

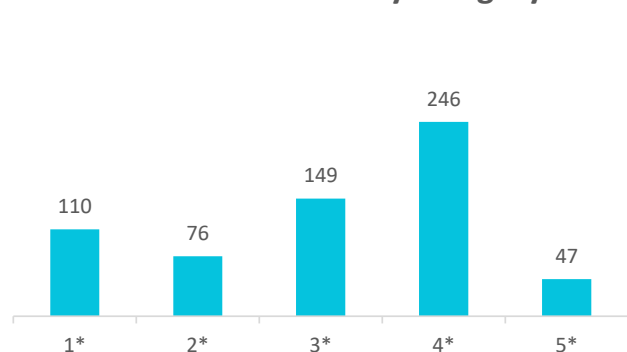
Number of apartments

Category	Lanzarote	Fuerteventura	Gran Canaria	Tenerife	La Palma	La Gomera	El Hierro	CANARY ISLANDS
1-2 Keys	123	66	393	111	.	.	.	954
- 1 Key	.	.	201	49	.	.	.	522
- 2 Keys	.	.	193	63	.	.	.	432
3-5 Keys	65	10	31	74	.	.	.	192
- 3 Keys	.	.	30	71	.	.	.	187
- 4 and 5 Keys	.	.	1	3	.	.	.	5
Total	188	76	424	185	97	156	20	1,146

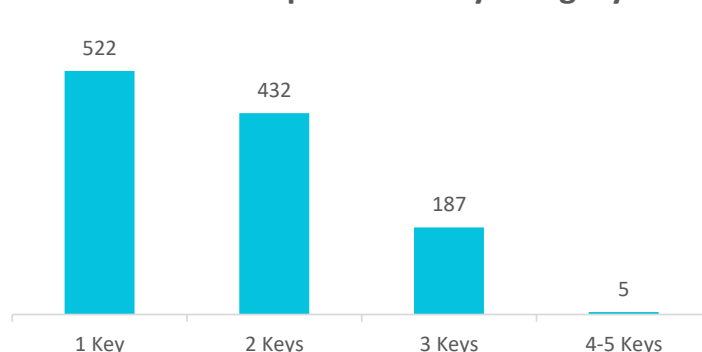
Total accommodation establishments

YEAR	Lanzarote	Fuerteventura	Gran Canaria	Tenerife	La Palma	La Gomera	El Hierro	CANARY ISLANDS
2017	261	162	590	419	124	186	32	1,775

Number of hotels by category



Number of apartments by category



Sources: Encuestas de alojamiento turístico hotelero y extrahotelero (ISTAC).

Note: There are empty cells due to lack of data or statistical secrecy.