

Tourist accommodation capacity by category 2018

Hotel capacity: Bed-spaces

Category	Lanzarote	Fuerteventura	Gran Canaria	Tenerife	La Palma	La Gomera	El Hierro	CANARY ISLANDS
1-3 Stars	12,958	12,128	26,278	20,134	948	772	.	73,406
- 1 Star	.	.	882	1,112	.	.	.	3,493
- 2 Stars	.	.	3,873	1,654	.	.	.	10,953
- 3 Stars	.	.	21,524	17,368	.	.	.	58,960
4-5 Stars	29,714	12,128	40,699	68,382	3,345	1,181	.	176,636
- 4 Stars	.	.	32,206	53,171	.	.	.	146,348
- 5 Stars	.	.	8,493	15,211	.	.	.	30,288
Total	42,672	45,349	66,977	88,515	4,293	1,953	282	250,042

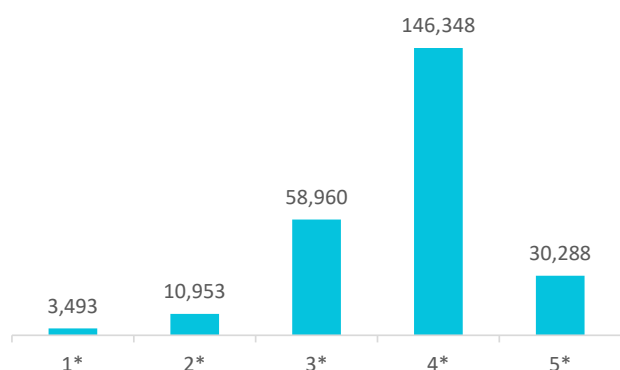
Apartment capacity: Bed-spaces

Category	Lanzarote	Fuerteventura	Gran Canaria	Tenerife	La Palma	La Gomera	El Hierro	CANARY ISLANDS
1-2 Keys	19,499	11,172	55,939	21,643	.	.	.	114,118
- 1 Key	.	.	23,155	6,625	.	.	.	39,878
- 2 Keys	.	.	32,784	15,018	.	.	.	74,240
3-5 Keys	9,532	4,797	7,295	27,063	.	.	.	49,867
- 3 Keys	.	.	6,644	25,791	.	.	.	47,504
- 4 and 5 Keys	.	.	651	1,272	.	.	.	2,363
Total	29,031	15,969	63,234	48,706	3,426	3,122	497	163,985

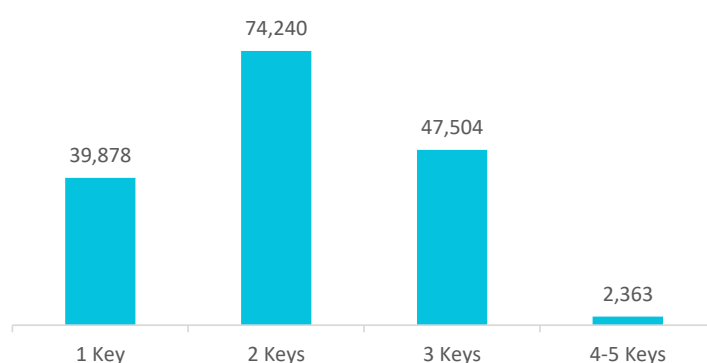
Total capacity: Bed-spaces

YEAR	Lanzarote	Fuerteventura	Gran Canaria	Tenerife	La Palma	La Gomera	El Hierro	CANARY ISLANDS
2018	71,703	61,318	130,211	137,221	7,719	5,075	779	414,027

Hotels: Bed-spaces by category



Apartments: Bed-spaces by category



Tourist accommodation capacity by category 2018

Number of hotels

Category	Lanzarote	Fuerteventura	Gran Canaria	Tenerife	La Palma	La Gomera	El Hierro	CANARY ISLANDS
1-3 Stars	28	35	94	116	22	26	.	331
- 1 Star	.	.	28	37	.	.	.	110
- 2 Stars	.	.	19	23	.	.	.	75
- 3 Stars	.	.	47	57	.	.	.	146
4-5 Stars	47	52	73	123	5	4	.	305
- 4 Stars	.	.	61	98	.	.	.	255
- 5 Stars	.	.	12	25	.	.	.	50
Total	75	87	168	239	26	30	11	636

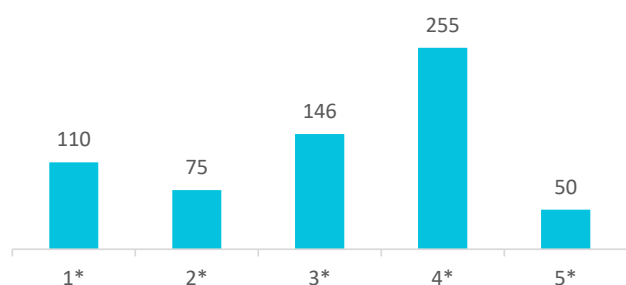
Number of apartments

Category	Lanzarote	Fuerteventura	Gran Canaria	Tenerife	La Palma	La Gomera	El Hierro	CANARY ISLANDS
1-2 Keys	121	64	391	113	.	.	.	950
- 1 Key	.	.	200	50	.	.	.	522
- 2 Keys	.	.	191	63	.	.	.	428
3-5 Keys	65	10	31	74	.	.	.	192
- 3 Keys	.	.	29	70	.	.	.	184
- 4 and 5 Keys	.	.	2	4	.	.	.	8
Total	186	74	422	187	98	156	20	1,142

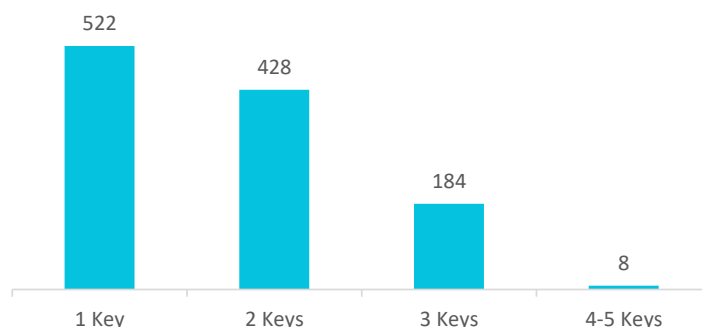
Total accommodation establishments

YEAR	Lanzarote	Fuerteventura	Gran Canaria	Tenerife	La Palma	La Gomera	El Hierro	CANARY ISLANDS
2018	261	161	590	426	124	186	31	1,778

Number of hotels by category



Number of apartments by category



Sources: Encuestas de alojamiento turístico hotelero y extrahotelero (ISTAC).

Note: There are empty cells due to lack of data or statistical secrecy.