

# Tourist accommodation capacity by category 2019



## Hotel capacity: Bed-spaces

Category	Lanzarote	Fuerteventura	Gran Canaria	Tenerife	La Palma	La Gomera	El Hierro	CANARY ISLANDS
<b>1-3 Stars</b>	13,116	13,057	24,495	21,474	915	776	.	<b>74,017</b>
- 1 Star	.	.	822	1,082	.	.	.	<b>3,395</b>
- 2 Stars	.	.	3,716	2,468	.	.	.	<b>11,611</b>
- 3 Stars	.	.	19,956	17,924	.	.	.	<b>59,011</b>
<b>4-5 Stars</b>	29,417	34,985	42,660	68,899	3,686	1,200	.	<b>180,941</b>
- 4 Stars	.	.	33,779	53,241	.	.	.	<b>148,789</b>
- 5 Stars	.	.	8,881	15,658	.	.	.	<b>32,152</b>
<b>Total</b>	<b>42,534</b>	<b>48,042</b>	<b>67,154</b>	<b>90,373</b>	<b>4,601</b>	<b>1,976</b>	<b>280</b>	<b>254,959</b>

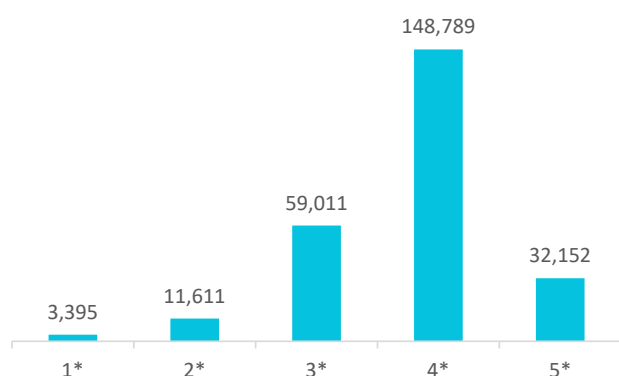
## Apartment capacity: Bed-spaces

Category	Lanzarote	Fuerteventura	Gran Canaria	Tenerife	La Palma	La Gomera	El Hierro	CANARY ISLANDS
<b>1-2 Keys</b>	18,826	10,372	55,247	20,326	.	.	.	<b>110,626</b>
- 1 Key	.	.	22,995	6,354	.	.	.	<b>39,303</b>
- 2 Keys	.	.	32,252	13,972	.	.	.	<b>71,323</b>
<b>3-5 Keys</b>	9,776	4,900	7,289	27,024	.	.	.	<b>50,167</b>
- 3 Keys	.	.	6,170	25,091	.	.	.	<b>46,705</b>
- 4 and 5 Keys	.	.	1,119	1,933	.	.	.	<b>3,462</b>
<b>Total</b>	<b>28,602</b>	<b>15,272</b>	<b>62,536</b>	<b>47,350</b>	<b>3,423</b>	<b>3,112</b>	<b>498</b>	<b>160,793</b>

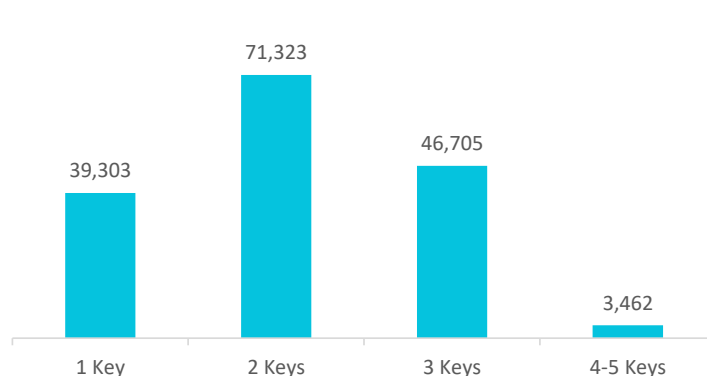
## Total capacity: Bed-spaces

YEAR	Lanzarote	Fuerteventura	Gran Canaria	Tenerife	La Palma	La Gomera	El Hierro	CANARY ISLANDS
<b>2019</b>	<b>71,136</b>	<b>63,314</b>	<b>129,690</b>	<b>137,723</b>	<b>8,024</b>	<b>5,088</b>	<b>778</b>	<b>415,752</b>

Hotels: Bed-spaces by category



Apartments: Bed-spaces by category



# Tourist accommodation capacity by category 2019

## Number of hotels

Category	Lanzarote	Fuerteventura	Gran Canaria	Tenerife	La Palma	La Gomera	El Hierro	CANARY ISLANDS
<b>1-3 Stars</b>	29	37	92	116	21	26	.	<b>329</b>
- 1 Star	.	.	27	36	.	.	.	<b>107</b>
- 2 Stars	.	.	19	22	.	.	.	<b>74</b>
- 3 Stars	.	.	46	58	.	.	.	<b>148</b>
<b>4-5 Stars</b>	47	54	82	124	5	4	.	<b>317</b>
- 4 Stars	.	.	69	98	.	.	.	<b>265</b>
- 5 Stars	.	.	13	26	.	.	.	<b>52</b>
<b>Total</b>	<b>75</b>	<b>91</b>	<b>174</b>	<b>240</b>	<b>26</b>	<b>30</b>	<b>11</b>	<b>646</b>

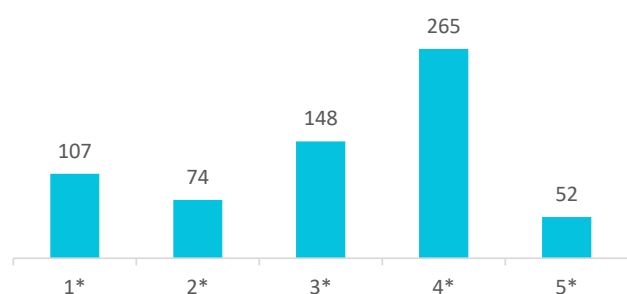
## Number of apartments

Category	Lanzarote	Fuerteventura	Gran Canaria	Tenerife	La Palma	La Gomera	El Hierro	CANARY ISLANDS
<b>1-2 Keys</b>	118	62	385	112	.	.	.	<b>937</b>
- 1 Key	.	.	196	50	.	.	.	<b>515</b>
- 2 Keys	.	.	189	62	.	.	.	<b>422</b>
<b>3-5 Keys</b>	66	11	32	74	.	.	.	<b>195</b>
- 3 Keys	.	.	28	69	.	.	.	<b>184</b>
- 4 and 5 Keys	.	.	4	5	.	.	.	<b>11</b>
<b>Total</b>	<b>184</b>	<b>73</b>	<b>417</b>	<b>186</b>	<b>98</b>	<b>155</b>	<b>20</b>	<b>1,132</b>

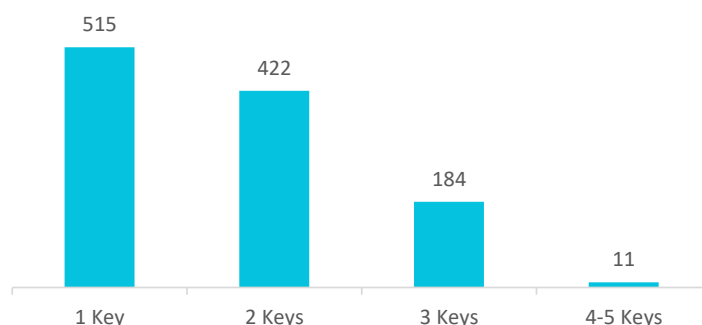
## Total accommodation establishments

YEAR	Lanzarote	Fuerteventura	Gran Canaria	Tenerife	La Palma	La Gomera	El Hierro	CANARY ISLANDS
<b>2019</b>	<b>259</b>	<b>164</b>	<b>591</b>	<b>426</b>	<b>124</b>	<b>185</b>	<b>31</b>	<b>1,778</b>

Number of hotels by category



Number of apartments by category



Sources: Encuestas de alojamiento turístico hotelero y extrahotelero (ISTAC).

Note: There are empty cells due to lack of data or statistical secrecy.