

# Tourist accommodation capacity by category 2021



## Hotel capacity: Bed-spaces

Category	Lanzarote	Fuerteventura	Gran Canaria	Tenerife	La Palma	La Gomera	El Hierro	CANARY ISLANDS
<b>1-3 Stars</b>	6,707	8,670	13,042	11,547	474	481	--	<b>41,164</b>
- 1 Star	221	--	129	248	--	--	--	<b>762</b>
- 2 Stars	1,992	762	1,280	845	--	--	--	<b>5,101</b>
- 3 Stars	4,494	7,908	11,633	10,454	--	--	--	<b>35,302</b>
<b>4-5 Stars</b>	20,542	23,133	33,698	45,244	1,959	1,110	--	<b>125,686</b>
- 4 Stars	16,139	21,877	24,487	31,662	--	--	--	<b>97,234</b>
- 5 Stars	4,403	1,257	9,212	13,581	--	--	--	<b>28,452</b>
<b>Total</b>	<b>27,249</b>	<b>31,803</b>	<b>46,740</b>	<b>56,791</b>	<b>2,433</b>	<b>1,591</b>	<b>243</b>	<b>166,850</b>

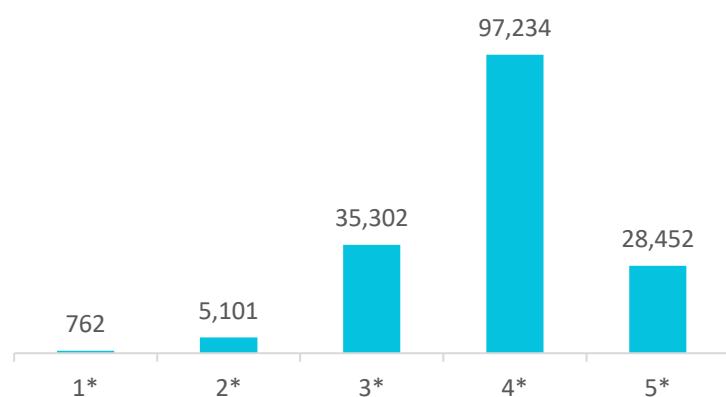
## Apartment capacity: Bed-spaces

Category	Lanzarote	Fuerteventura	Gran Canaria	Tenerife	La Palma	La Gomera	El Hierro	CANARY ISLANDS
<b>1-3 Stars</b>	13,281	--	19,379	23,735	1,549	1,579	339	<b>65,540</b>
- 1 Star	1,407	--	4,283	2,619	477	--	216	<b>10,491</b>
- 2 Stars	6,475	--	11,939	6,129	252	--	123	<b>28,117</b>
- 3 Stars	5,399	--	3,156	14,986	820	--	--	<b>26,932</b>
<b>4-5 Stars</b>	618	--	636	1,930	--	--	--	<b>4,157</b>
<b>Total</b>	<b>13,899</b>	<b>6,651</b>	<b>20,015</b>	<b>25,665</b>	<b>1,549</b>	<b>1,579</b>	<b>339</b>	<b>69,697</b>

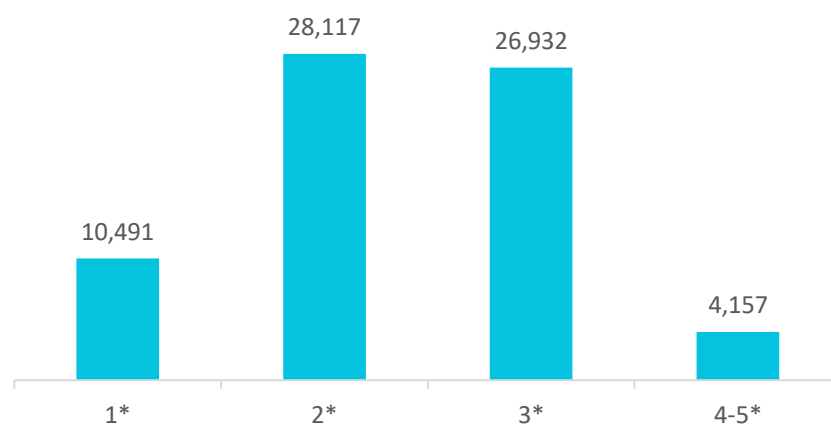
## Total capacity: Bed-spaces

YEAR	Lanzarote	Fuerteventura	Gran Canaria	Tenerife	La Palma	La Gomera	El Hierro	CANARY ISLANDS
<b>2021</b>	<b>41,148</b>	<b>38,454</b>	<b>66,755</b>	<b>82,456</b>	<b>3,982</b>	<b>3,170</b>	<b>582</b>	<b>236,547</b>


Hotels: Bed-spaces by category



Apartments: Bed-spaces by category



# Tourist accommodation capacity by category 2021



## Number of hotels

Category	Lanzarote	Fuerteventura	Gran Canaria	Tenerife	La Palma	La Gomera	El Hierro	CANARY ISLANDS
<b>1-3 Stars</b>	17	17	51	40	8	7	--	<b>149</b>
- 1 Star	4	--	5	6	--	--	--	<b>24</b>
- 2 Stars	3	6	12	4	--	--	--	<b>32</b>
- 3 Stars	11	12	34	31	--	--	--	<b>93</b>
<b>4-5 Stars</b>	31	36	65	84	3	3	--	<b>222</b>
- 4 Stars	23	34	52	62	--	--	--	<b>177</b>
- 5 Stars	8	2	13	22	--	--	--	<b>45</b>
<b>Total</b>	<b>49</b>	<b>54</b>	<b>116</b>	<b>124</b>	<b>12</b>	<b>10</b>	<b>8</b>	<b>372</b>

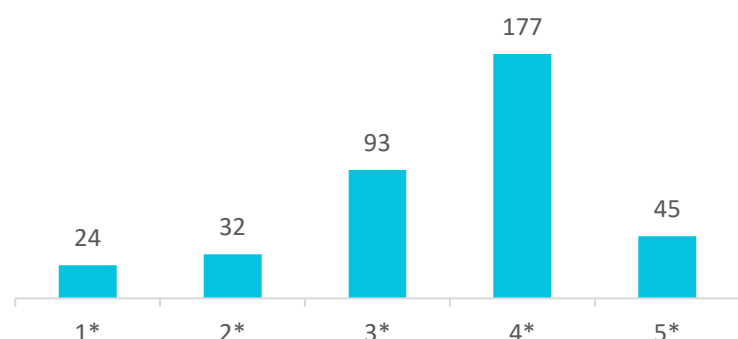
## Number of apartments

Category	Lanzarote	Fuerteventura	Gran Canaria	Tenerife	La Palma	La Gomera	El Hierro	CANARY ISLANDS
<b>1-3 Stars</b>	80	--	143	67	32	34	13	<b>396</b>
- 1 Star	17	--	42	13	18	--	10	<b>130</b>
- 2 Stars	39	--	86	20	7	--	3	<b>178</b>
- 3 Stars	25	--	15	34	7	--	--	<b>89</b>
<b>4-5 Stars</b>	2	--	2	4	--	--	--	<b>10</b>
<b>Total</b>	<b>83</b>	<b>28</b>	<b>145</b>	<b>71</b>	<b>32</b>	<b>34</b>	<b>13</b>	<b>406</b>

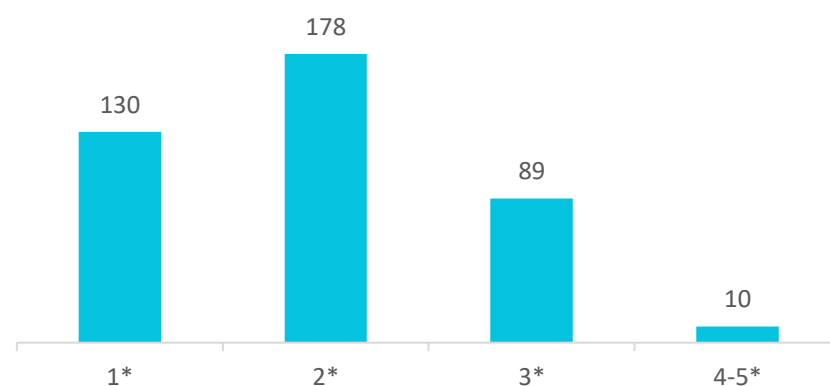
## Total accommodation establishments

YEAR	Lanzarote	Fuerteventura	Gran Canaria	Tenerife	La Palma	La Gomera	El Hierro	CANARY ISLANDS
<b>2021</b>	<b>132</b>	<b>82</b>	<b>261</b>	<b>195</b>	<b>44</b>	<b>44</b>	<b>21</b>	<b>778</b>

Number of hotels by category



Number of apartments by category



Sources: Encuestas de alojamiento turístico hotelero y extrahotelero (ISTAC).

Note: There are empty cells due to lack of data or statistical secrecy.