


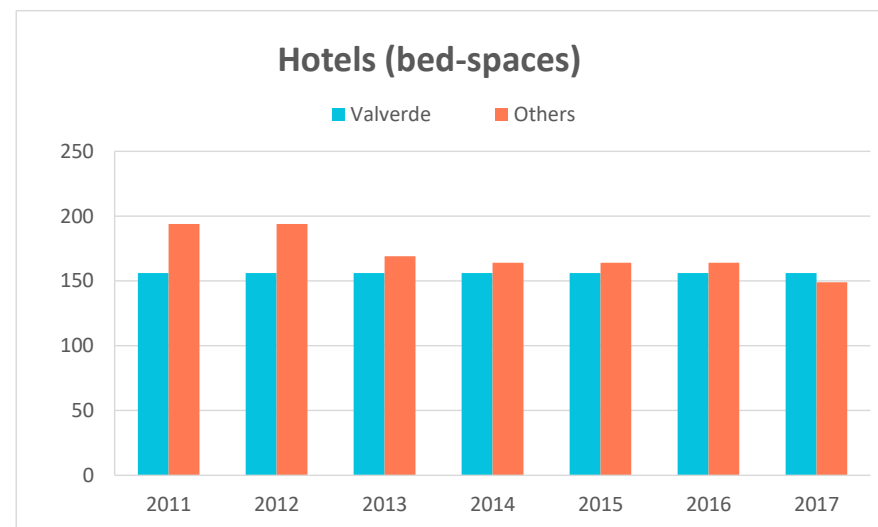
# El Hierro: Tourist accommodation capacity by municipality

Historical data: 2011 - 2017



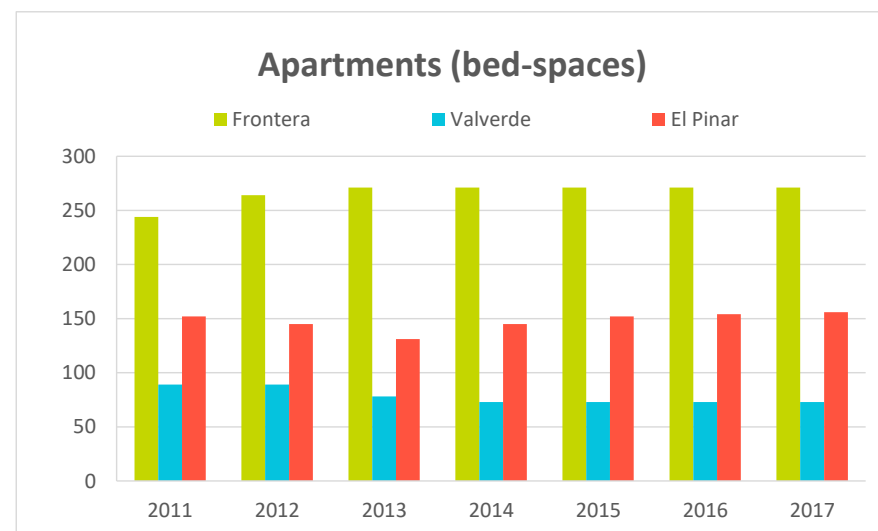
## Hotel capacity: Bed-spaces

YEAR	FRONTERA	VALVERDE	EL PINAR	OTHERS	EL HIERRO	SHARE OF THE CANARY ISLANDS
2011	--	156	--	194	350	0.1%
2012	--	156	--	194	350	0.1%
2013	--	156	--	169	325	0.1%
2014	--	156	--	164	320	0.1%
2015	--	156	--	164	320	0.1%
2016	--	156	--	164	320	0.1%
2017	--	156	--	149	305	0.1%



## Apartment capacity: Bed-spaces

YEAR	FRONTERA	VALVERDE	EL PINAR	OTHERS	EL HIERRO	SHARE OF THE CANARY ISLANDS
2011	244	89	152	0	485	0.3%
2012	264	89	145	0	498	0.3%
2013	271	78	131	0	480	0.3%
2014	271	73	145	0	489	0.3%
2015	271	73	152	0	496	0.3%
2016	271	73	154	0	498	0.3%
2017	271	73	156	0	500	0.3%



Note: Hotel bed-spaces of Frontera and El Pinar are included in others.

Sources: Encuestas de alojamiento turístico hotelero y extrahotelero (ISTAC).