


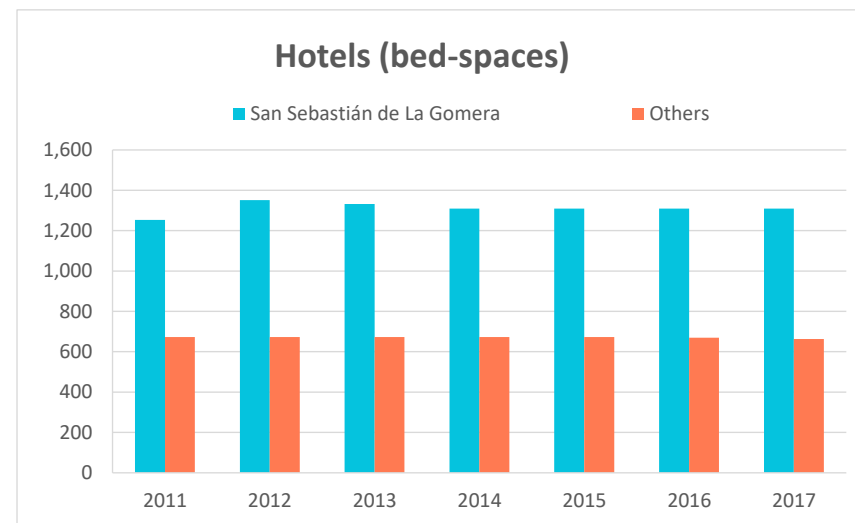
# La Gomera: Tourist accommodation capacity by municipality

Historical data: 2011 - 2017



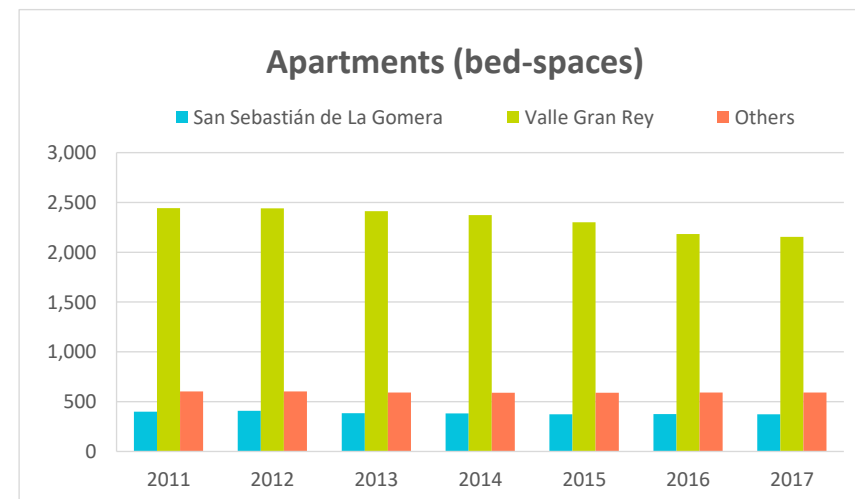
## Hotel capacity: Bed-spaces

YEAR	SAN SEBASTIÁN DE LA GOMERA	VALLE GRAN REY	OTHERS	LA GOMERA	SHARE OF THE CANARY ISLANDS
2011	1,253	--	673	1,926	0.8%
2012	1,351	--	673	2,024	0.9%
2013	1,332	--	673	2,005	0.8%
2014	1,309	--	673	1,982	0.8%
2015	1,309	--	673	1,982	0.8%
2016	1,309	--	670	1,979	0.8%
2017	1,309	--	663	1,972	0.8%



## Apartment capacity: Bed-spaces

YEAR	SAN SEBASTIÁN DE LA GOMERA	VALLE GRAN REY	OTHERS	LA GOMERA	SHARE OF THE CANARY ISLANDS
2011	400	2,442	603	3,445	1.8%
2012	408	2,440	603	3,451	1.8%
2013	384	2,412	591	3,387	1.8%
2014	381	2,374	590	3,345	1.9%
2015	374	2,300	590	3,264	1.9%
2016	376	2,182	591	3,149	1.9%
2017	374	2,154	592	3,120	1.9%



Note: Hotel bed-spaces of Valle Gran Rey are included in others.

Sources: Encuestas de alojamiento turístico hotelero y extrahotelero (ISTAC).