


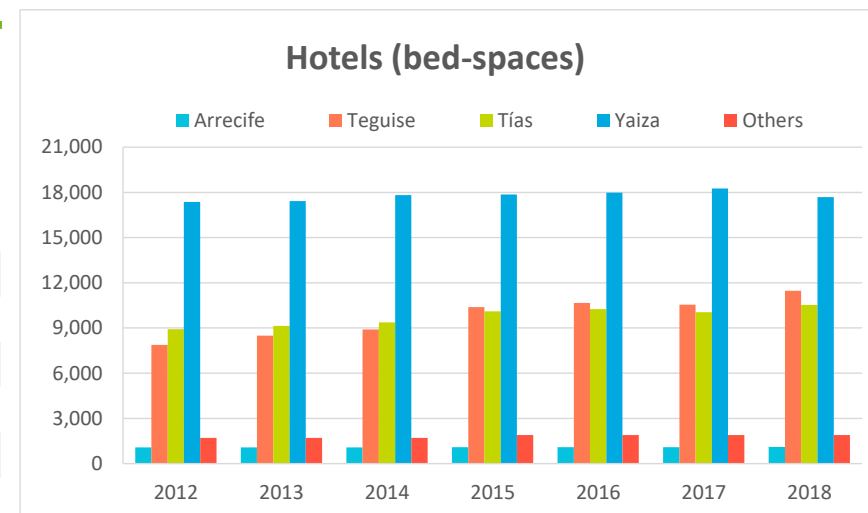
Lanzarote: Tourist accommodation capacity by municipality

Historical data: 2011 - 2018



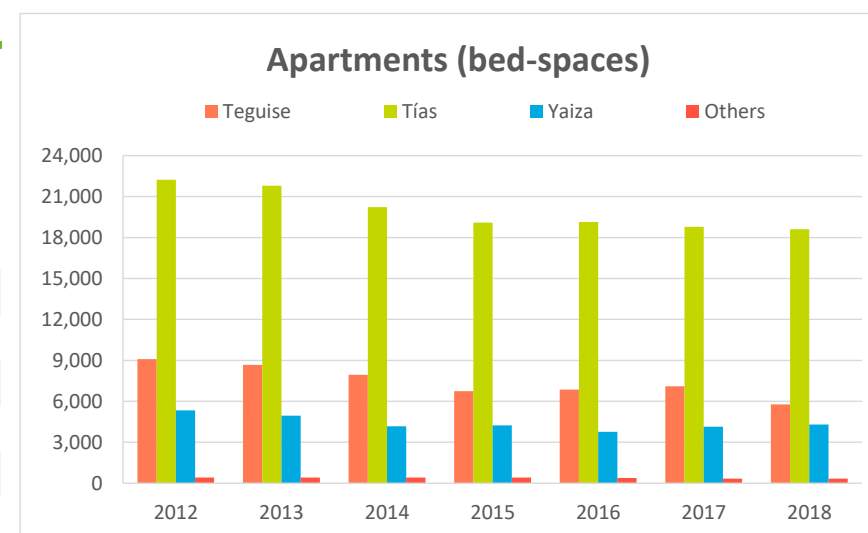
Hotel capacity: Bed-spaces

YEAR	ARRECIFE	TEGUISE	TÍAS	YAIZA	OTHERS	LANZAROTE	SHARE OF THE CANARY ISLANDS
2012	1,082	7,883	8,913	17,364	1,711	36,953	15.5%
2013	1,082	8,499	9,145	17,423	1,712	37,861	15.7%
2014	1,082	8,897	9,367	17,821	1,712	38,879	15.9%
2015	1,083	10,388	10,100	17,864	1,892	41,327	16.9%
2016	1,084	10,665	10,256	17,985	1,892	41,882	17.0%
2017	1,084	10,546	10,040	18,259	1,893	41,822	16.9%
2018	1,102	11,468	10,526	17,684	1,892	42,672	17.1%



Apartment capacity: Bed-spaces

YEAR	ARRECIFE	TEGUISE	TÍAS	YAIZA	OTHERS	LANZAROTE	SHARE OF THE CANARY ISLANDS
2012	--	9,099	22,241	5,330	419	37,089	19.1%
2013	--	8,678	21,797	4,943	415	35,834	19.2%
2014	--	7,946	20,228	4,179	415	32,768	18.2%
2015	--	6,737	19,094	4,230	415	30,476	17.7%
2016	--	6,856	19,142	3,767	379	30,144	17.8%
2017	--	7,109	18,779	4,140	343	30,371	18.1%
2018	--	5,767	18,615	4,306	343	29,031	17.7%



Note: Apartment bed-spaces of Arrecife are included in others.

Sources: Encuestas de alojamiento turístico hotelero y extrahotelero (ISTAC).