


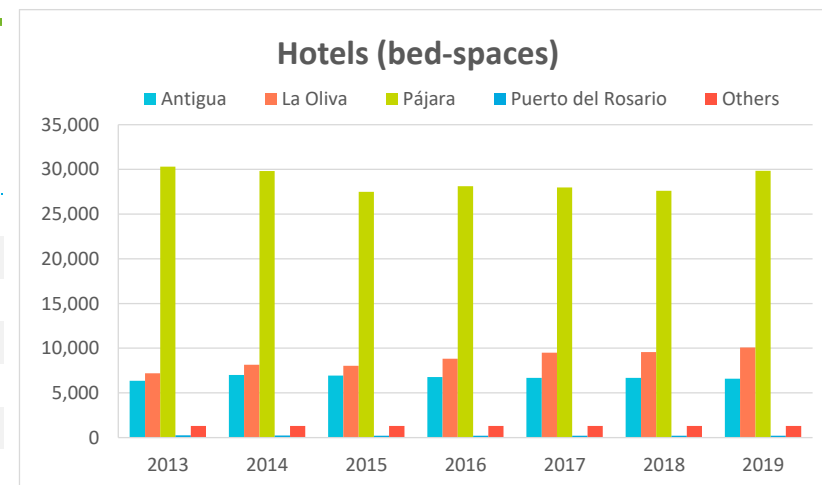
# Fuerteventura: Tourist accommodation capacity by municipality

Historical data: 2013 - 2019



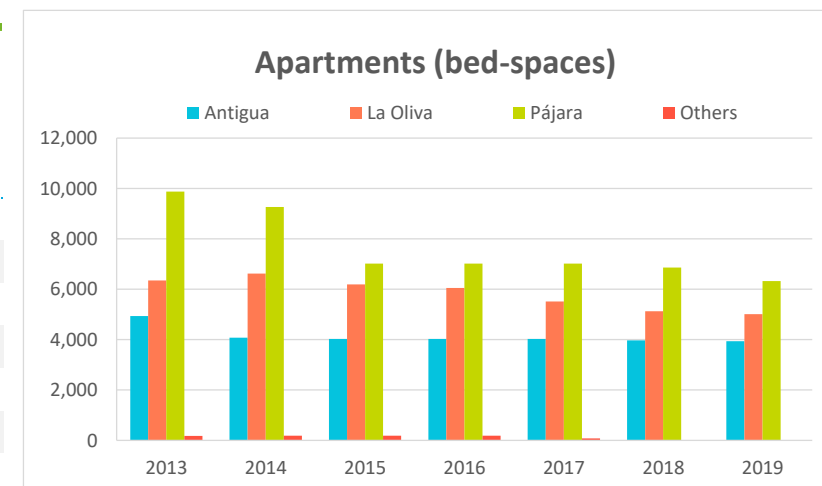
## Hotel capacity: Bed-spaces

YEAR	ANTIGUA	LA OLIVA (Corralejo, El Cotillo)	PÁJARA (Costa Calma, Jandía, Playa de Sotavento, Morro jable)	PUERTO DEL ROSARIO (Playa Blanca)	OTHERS	FUERTEVENTURA	SHARE OF THE CANARY ISLANDS
2013	6,352	7,195	30,314	247	1,298	<b>45,407</b>	<b>18.8%</b>
2014	7,011	8,141	29,815	223	1,295	<b>46,485</b>	<b>19.0%</b>
2015	6,938	8,035	27,492	222	1,294	<b>43,981</b>	<b>18.0%</b>
2016	6,769	8,813	28,126	222	1,294	<b>45,224</b>	<b>18.3%</b>
2017	6,671	9,493	27,976	222	1,294	<b>45,656</b>	<b>18.5%</b>
2018	6,671	9,559	27,604	222	1,294	<b>45,349</b>	<b>18.1%</b>
2019	6,600	10,075	29,851	222	1,294	<b>48,042</b>	<b>18.8%</b>



## Apartment capacity: Bed-spaces

YEAR	ANTIGUA	LA OLIVA (Corralejo, El Cotillo)	PÁJARA (Costa Calma, Jandía, Playa de Sotavento, Morro jable)	PUERTO DEL ROSARIO (Playa Blanca)	OTHERS	FUERTEVENTURA	SHARE OF THE CANARY ISLANDS
2013	4,932	6,351	9,877	--	174	<b>21,333</b>	<b>11.4%</b>
2014	4,075	6,621	9,266	--	184	<b>20,146</b>	<b>11.2%</b>
2015	4,029	6,192	7,019	--	184	<b>17,423</b>	<b>10.1%</b>
2016	4,029	6,048	7,018	--	184	<b>17,279</b>	<b>10.2%</b>
2017	4,029	5,511	7,014	--	77	<b>16,631</b>	<b>9.9%</b>
2018	3,966	5,128	6,861	--	15	<b>15,969</b>	<b>9.7%</b>
2019	3,940	5,009	6,323	--	0	<b>15,272</b>	<b>9.5%</b>



Note: Apartment bed-spaces of Puerto del Rosario are included in others.

Sources: Encuestas de alojamiento turístico hotelero y extrahotelero (ISTAC).