


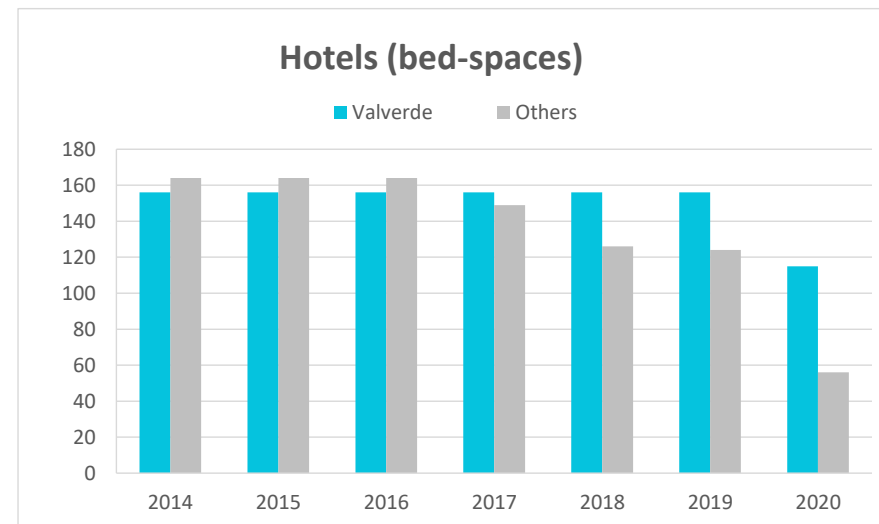
El Hierro: Tourist accommodation capacity by municipality

Historical data: 2014 - 2020



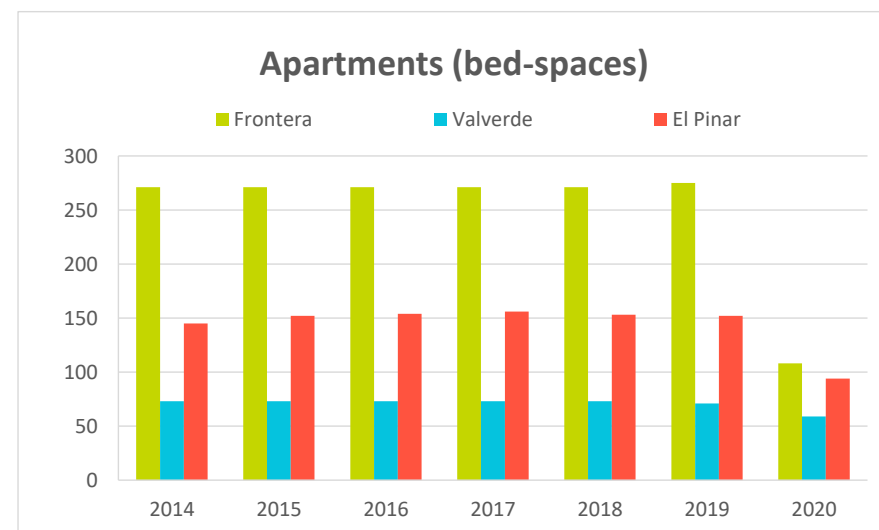
Hotel capacity: Bed-spaces

YEAR	FRONTERA	VALVERDE	EL PINAR	OTHERS	EL HIERRO	SHARE OF THE CANARY ISLANDS
2014	--	156	--	164	320	0.1%
2015	--	156	--	164	320	0.1%
2016	--	156	--	164	320	0.1%
2017	--	156	--	149	305	0.1%
2018	--	156	--	126	282	0.1%
2019	--	156	--	124	280	0.1%
2020	--	115	--	56	171	0.1%



Apartment capacity: Bed-spaces

YEAR	FRONTERA	VALVERDE	EL PINAR	OTHERS	EL HIERRO	SHARE OF THE CANARY ISLANDS
2014	271	73	145	0	489	0.3%
2015	271	73	152	0	496	0.3%
2016	271	73	154	0	498	0.3%
2017	271	73	156	0	500	0.3%
2018	271	73	153	0	497	0.3%
2019	275	71	152	0	498	0.3%
2020	108	59	94	0	261	0.4%



Note: Hotel bed-spaces of Frontera and El Pinar are included in others.

Sources: Encuestas de alojamiento turístico hotelero y extrahotelero (ISTAC).