


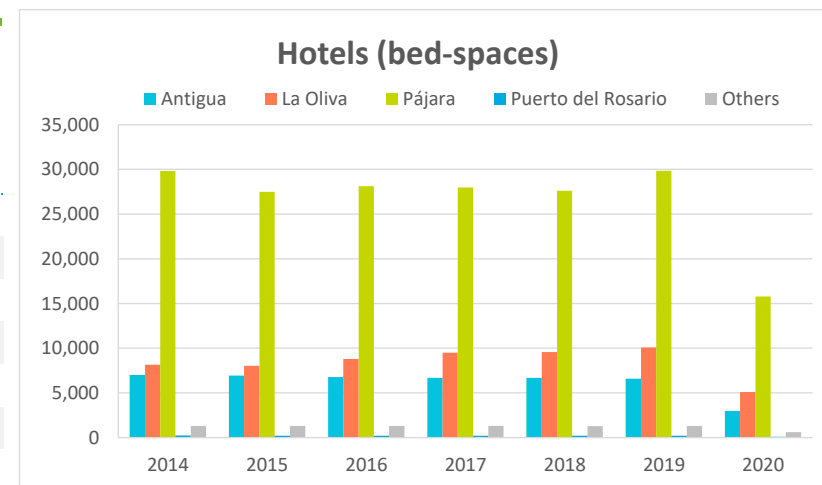
Fuerteventura: Tourist accommodation capacity by municipality

Historical data: 2013 - 2019



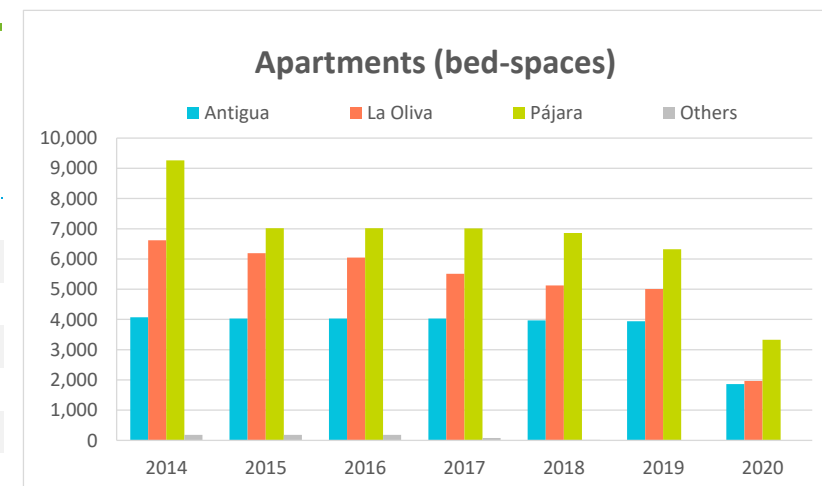
Hotel capacity: Bed-spaces

YEAR	ANTIGUA	LA OLIVA (Corralejo, El Cotillo)	PÁJARA (Costa Calma, Jandía, Playa de Sotavento, Morro jable)	PUERTO DEL ROSARIO (Playa Blanca)	OTHERS	FUERTEVENTURA	SHARE OF THE CANARY ISLANDS
2014	7,011	8,141	29,815	223	1,295	46,485	19.0%
2015	6,938	8,035	27,492	222	1,294	43,981	18.0%
2016	6,769	8,811	28,119	222	1,295	45,216	18.3%
2017	6,671	9,493	27,976	222	1,294	45,656	18.5%
2018	6,671	9,559	27,604	222	1,293	45,349	18.1%
2019	6,600	10,075	29,851	222	1,294	48,042	18.8%
2020	2,992	5,095	15,795	88	596	24,566	18.8%



Apartment capacity: Bed-spaces

YEAR	ANTIGUA	LA OLIVA (Corralejo, El Cotillo)	PÁJARA (Costa Calma, Jandía, Playa de Sotavento, Morro jable)	PUERTO DEL ROSARIO (Playa Blanca)	OTHERS	FUERTEVENTURA	SHARE OF THE CANARY ISLANDS
2014	4,075	6,621	9,266	--	184	20,146	11.2%
2015	4,029	6,192	7,019	--	183	17,423	10.1%
2016	4,029	6,048	7,018	--	184	17,279	10.2%
2017	4,029	5,511	7,014	--	77	16,631	9.9%
2018	3,966	5,128	6,861	--	14	15,969	9.7%
2019	3,940	5,009	6,323	--	0	15,272	9.5%
2020	1,861	1,962	3,326	--	0	7,149	10.2%



Note: Apartment bed-spaces of Puerto del Rosario are included in others.

Sources: Encuestas de alojamiento turístico hotelero y extrahotelero (ISTAC).