


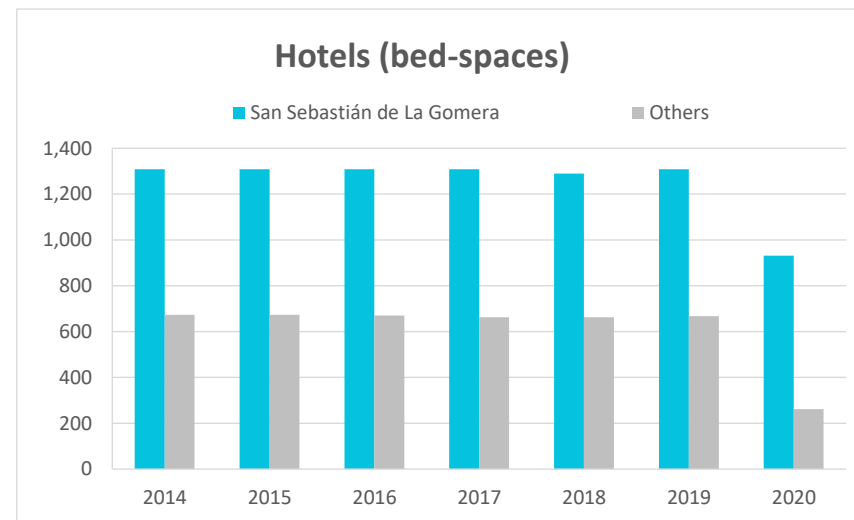
# La Gomera: Tourist accommodation capacity by municipality

Historical data: 2014 - 2020



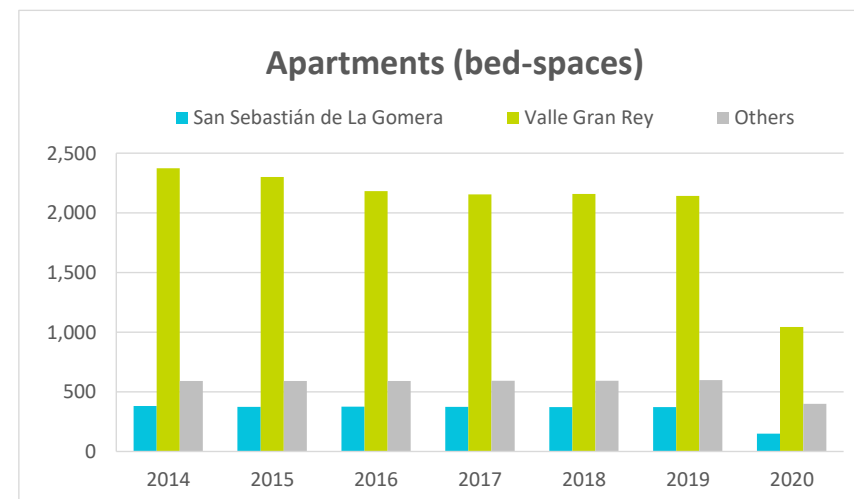
## Hotel capacity: Bed-spaces

YEAR	SAN SEBASTIÁN DE LA GOMERA	VALLE GRAN REY	OTHERS	LA GOMERA	SHARE OF THE CANARY ISLANDS
2014	1,309	--	673	<b>1,982</b>	<b>0.8%</b>
2015	1,309	--	673	<b>1,982</b>	<b>0.8%</b>
2016	1,309	--	670	<b>1,979</b>	<b>0.8%</b>
2017	1,309	--	663	<b>1,972</b>	<b>0.8%</b>
2018	1,290	--	663	<b>1,953</b>	<b>0.8%</b>
2019	1,309	--	667	<b>1,976</b>	<b>0.8%</b>
2020	932	--	262	<b>1,194</b>	<b>0.9%</b>



## Apartment capacity: Bed-spaces

YEAR	SAN SEBASTIÁN DE LA GOMERA	VALLE GRAN REY	OTHERS	LA GOMERA	SHARE OF THE CANARY ISLANDS
2014	381	2,374	590	<b>3,345</b>	<b>1.9%</b>
2015	374	2,300	590	<b>3,264</b>	<b>1.9%</b>
2016	376	2,182	591	<b>3,149</b>	<b>1.9%</b>
2017	374	2,154	592	<b>3,120</b>	<b>1.9%</b>
2018	372	2,158	592	<b>3,122</b>	<b>1.9%</b>
2019	372	2,141	599	<b>3,112</b>	<b>1.9%</b>
2020	149	1,044	399	<b>1,592</b>	<b>2.3%</b>



Note: Hotel bed-spaces of Valle Gran Rey are included in others.

Sources: Encuestas de alojamiento turístico hotelero y extrahotelero (ISTAC).