


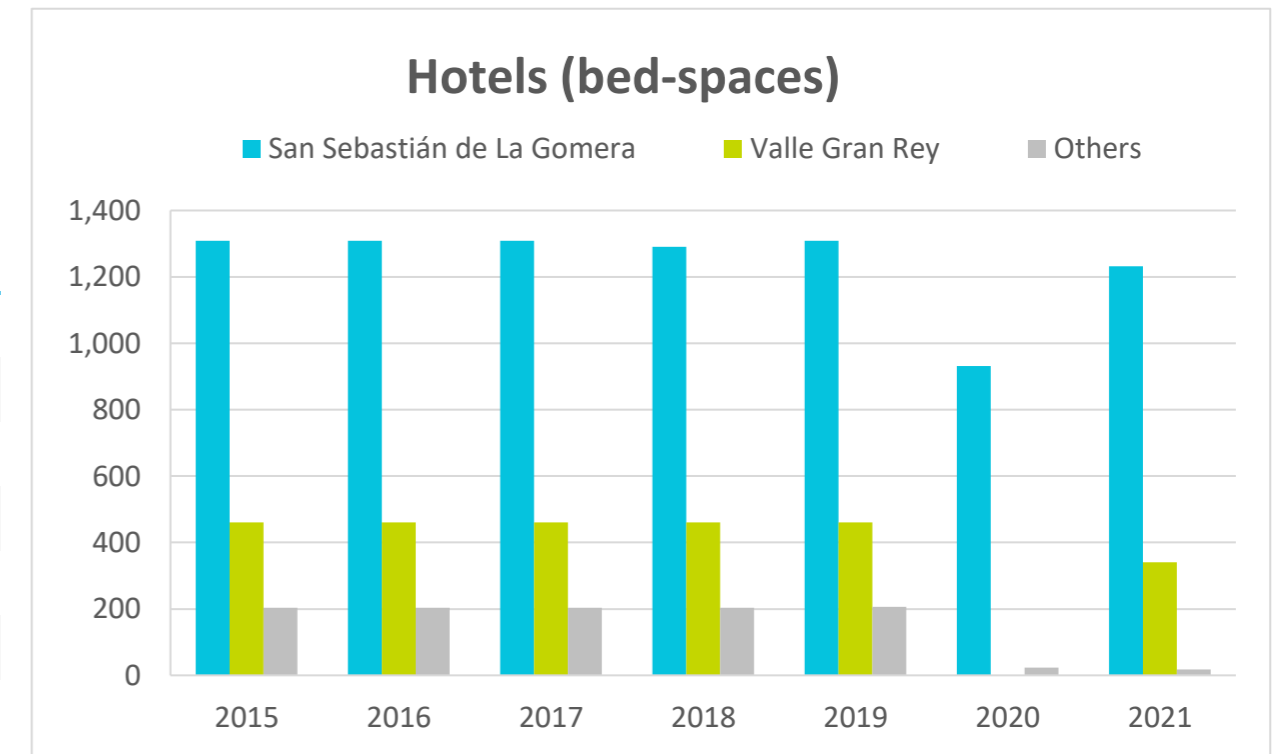
La Gomera: Tourist accommodation capacity by municipality

Historical data: 2015 - 2021



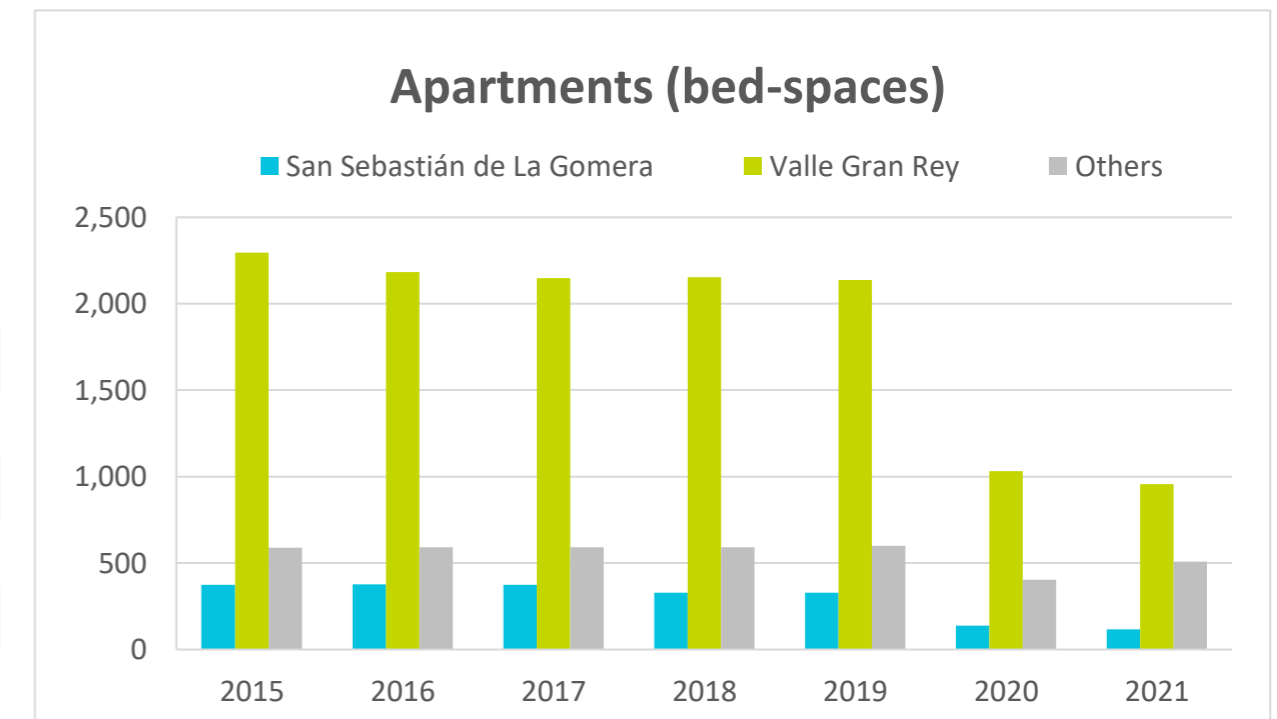
Hotel capacity: Bed-spaces

YEAR	SAN SEBASTIÁN DE LA GOMERA	VALLE GRAN REY	OTHERS	LA GOMERA	SHARE OF THE CANARY ISLANDS
2015	1,309	460	203	1,972	0.8%
2016	1,309	460	203	1,972	0.8%
2017	1,309	460	203	1,972	0.8%
2018	1,291	460	203	1,954	0.8%
2019	1,309	460	207	1,976	0.8%
2020	932	--	23	1,185	0.9%
2021	1,232	341	18	1,591	1.0%



Apartment capacity: Bed-spaces

YEAR	SAN SEBASTIÁN DE LA GOMERA	VALLE GRAN REY	OTHERS	LA GOMERA	SHARE OF THE CANARY ISLANDS
2015	375	2,295	590	3,260	1.9%
2016	376	2,183	591	3,150	1.9%
2017	373	2,149	592	3,113	1.9%
2018	328	2,153	592	3,073	2.1%
2019	328	2,138	599	3,065	2.1%
2020	138	1,031	404	1,572	2.5%
2021	116	956	508	1,579	2.3%



Sources: Encuestas de alojamiento turístico hotelero y extrahotelero (ISTAC).