
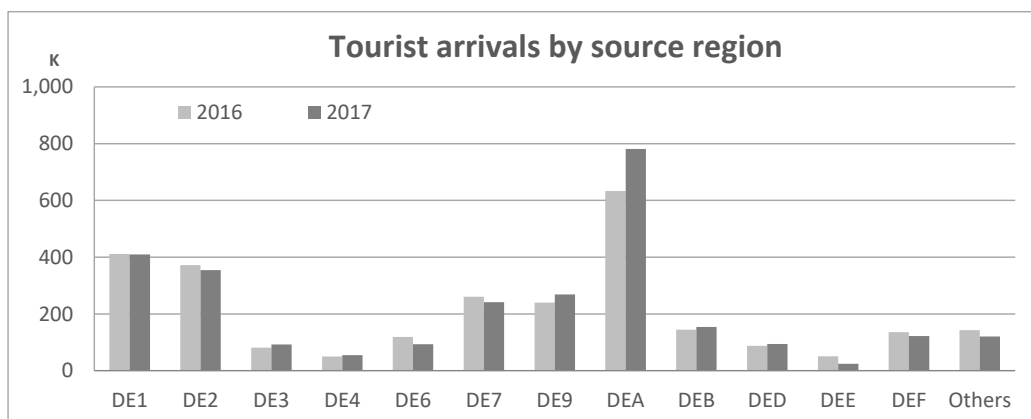


Tourist arrivals by source region Germany (2017)



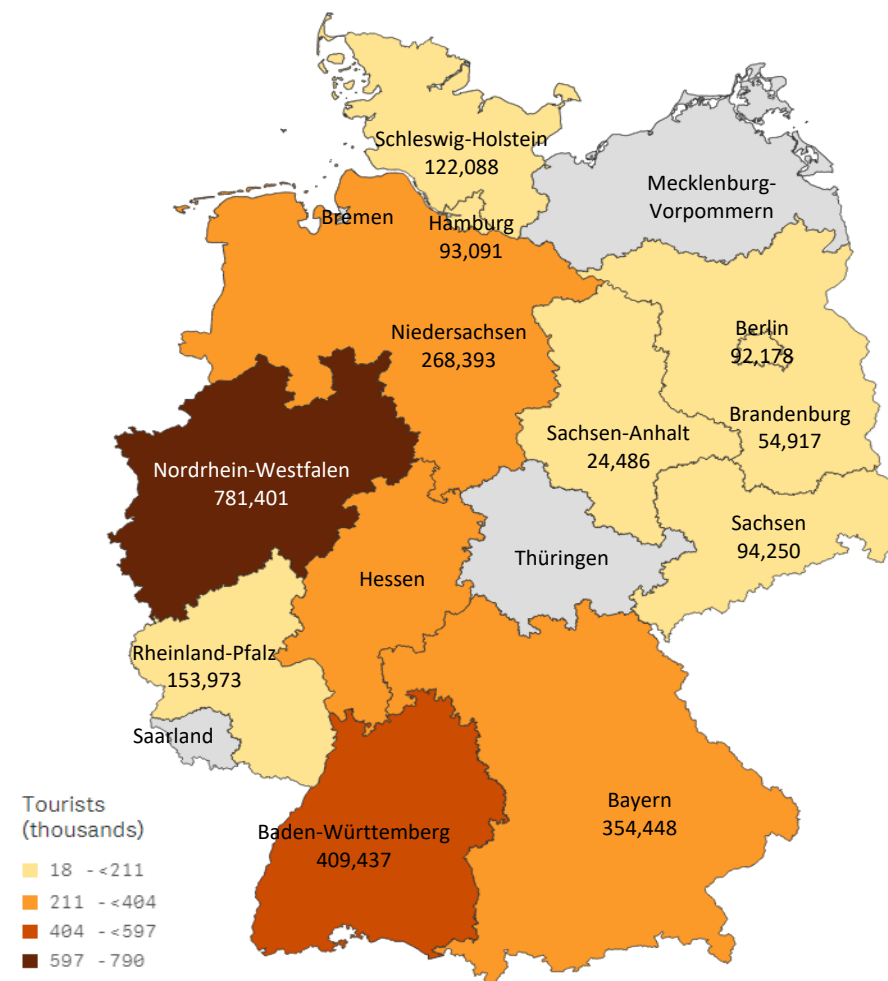
CANARY ISLANDS: tourist arrivals by source region (NUTS1)



Code	Region (NUTS1)	Main cities	Weight
DE1	Baden-Württemberg	Stuttgart, Karlsruhe y Mannheim	14.6%
DE2	Bayern	München, Nürnberg y Augsburg	12.6%
DE3	Berlin	Berlin	3.3%
DE4	Brandenburg	Postdam y Cottbus	2.0%
DE6	Hamburg	Hamburg	3.3%
DE7	Hessen	Frankfurt y Wiesbaden	8.6%
DE9	Niedersachsen	Hannover	9.6%
DEA	Nordrhein-Westfalen	Düsseldorf, Köln, Dortmund y Essen	27.8%
DEB	Rheinland-Pfalz	Koblenz y Kaiserslautern	5.5%
DED	Sachsen	Dresden y Leipzig	3.4%
DEE	Sachsen-Anhalt	Magdeburg	0.9%
DEF	Schleswig-Holstein	Kiel y Lübeck	4.3%
Others	Mecklenburg-Vorpommern, Saarland, Bremen y Thüringen	Rostock, Saarbrücken, Bremen y Erfurt (respectively)	4.3%

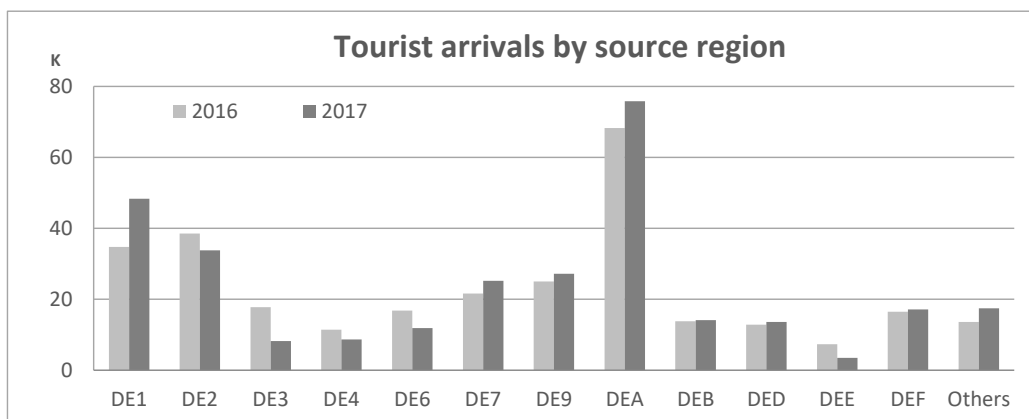
Source: ISTAC (Encuesta sobre el Gasto Turístico).

Note: Turnover for grey shaded regions could not be determined because they are included in "Others".



Tourist arrivals by source region Germany (2017)

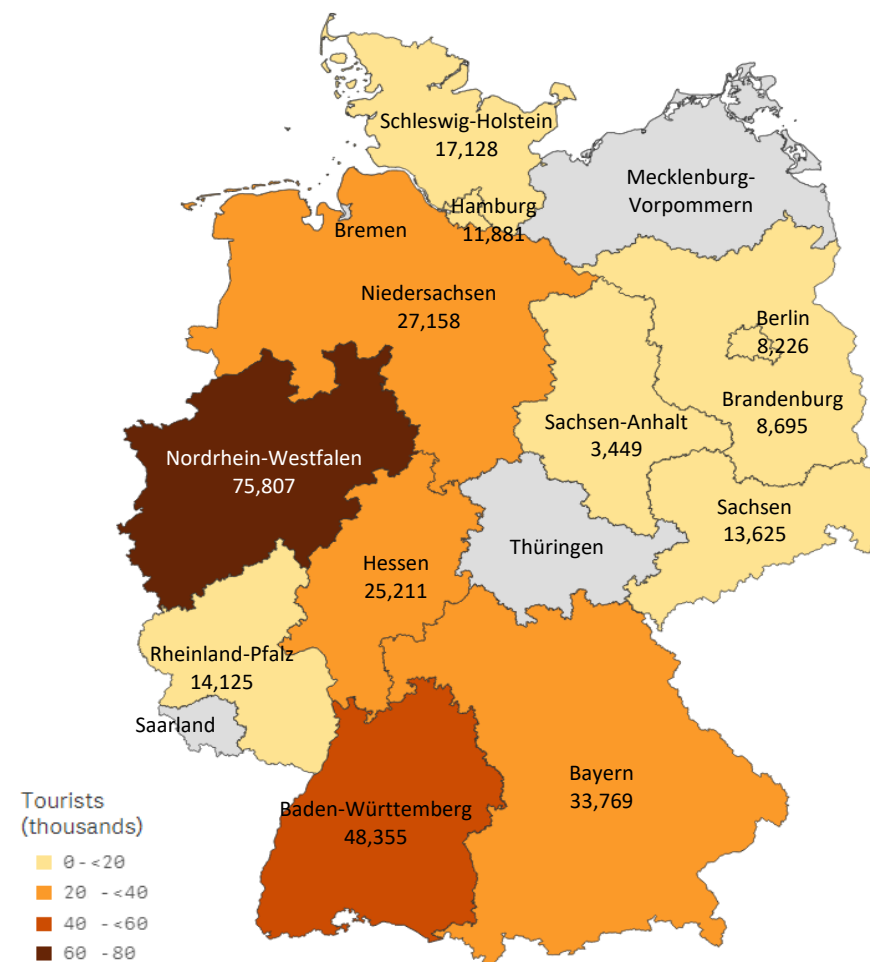
LANZAROTE: tourist arrivals by source region (NUTS1)



Code	Region (NUTS1)	Main cities	Weight
DE1	Baden-Württemberg	Stuttgart, Karlsruhe y Mannheim	15.9%
DE2	Bayern	München, Nürnberg y Augsburg	11.1%
DE3	Berlin	Berlin	2.7%
DE4	Brandenburg	Postdam y Cottbus	2.9%
DE6	Hamburg	Hamburg	3.9%
DE7	Hessen	Frankfurt y Wiesbaden	8.3%
DE9	Niedersachsen	Hannover	8.9%
DEA	Nordrhein-Westfalen	Düsseldorf, Köln, Dortmund y Essen	24.9%
DEB	Rheinland-Pfalz	Koblenz y Kaiserslautern	4.6%
DED	Sachsen	Dresden y Leipzig	4.5%
DEE	Sachsen-Anhalt	Magdeburg	1.1%
DEF	Schleswig-Holstein	Kiel y Lübeck	5.6%
Others	Mecklenburg-Vorpommern, Saarland, Bremen y Thüringen	Rostock, Saarbrücken, Bremen y Erfurt (respectively)	5.7%

Source: ISTAC (Encuesta sobre el Gasto Turístico).

Note: Turnover for grey shaded regions could not be determined because they are included in "Others".



Tourist arrivals by source region

Germany (2017)

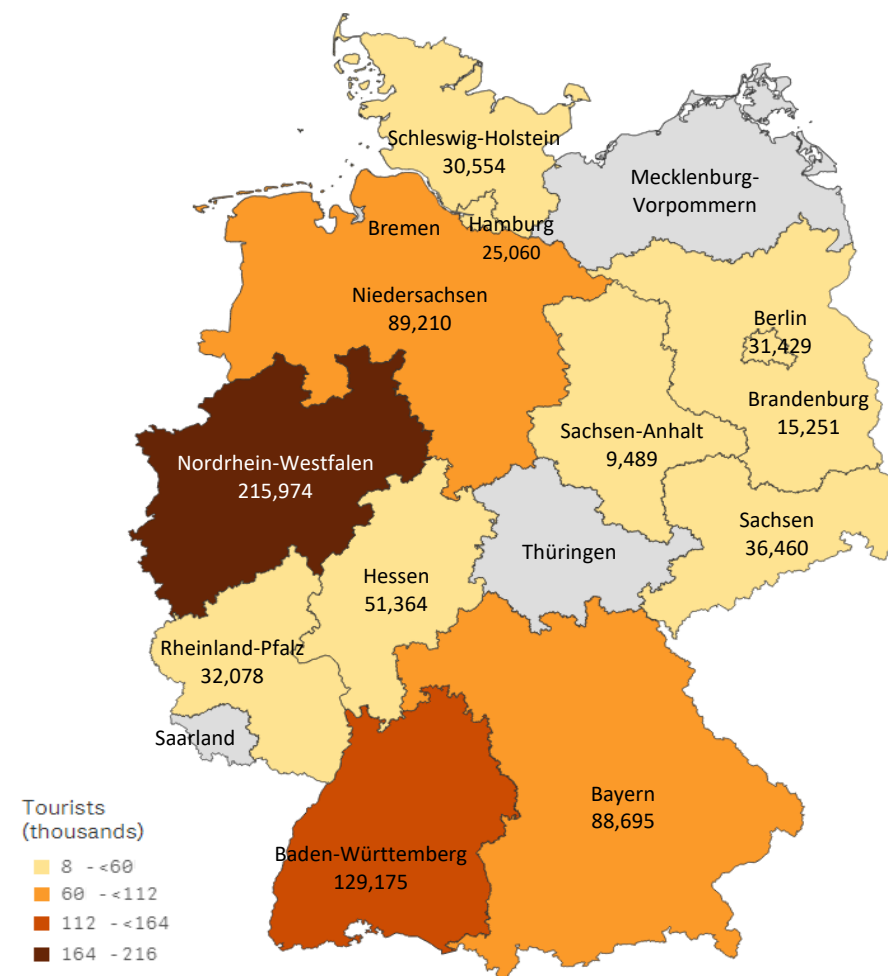
FUERTEVENTURA: tourist arrivals by source region (NUTS1)



Code	Region (NUTS1)	Main cities	Weight
DE1	Baden-Württemberg	Stuttgart, Karlsruhe y Mannheim	16.4%
DE2	Bayern	München, Nürnberg y Augsburg	11.2%
DE3	Berlin	Berlin	4.0%
DE4	Brandenburg	Postdam y Cottbus	1.9%
DE6	Hamburg	Hamburg	3.2%
DE7	Hessen	Frankfurt y Wiesbaden	6.5%
DE9	Niedersachsen	Hannover	11.3%
DEA	Nordrhein-Westfalen	Düsseldorf, Köln, Dortmund y Essen	27.4%
DEB	Rheinland-Pfalz	Koblenz y Kaiserslautern	4.1%
DED	Sachsen	Dresden y Leipzig	4.6%
DEE	Sachsen-Anhalt	Magdeburg	1.2%
DEF	Schleswig-Holstein	Kiel y Lübeck	3.9%
Others	Mecklenburg-Vorpommern, Saarland, Bremen y Thüringen	Rostock, Saarbrücken, Bremen y Erfurt (respectively)	4.4%

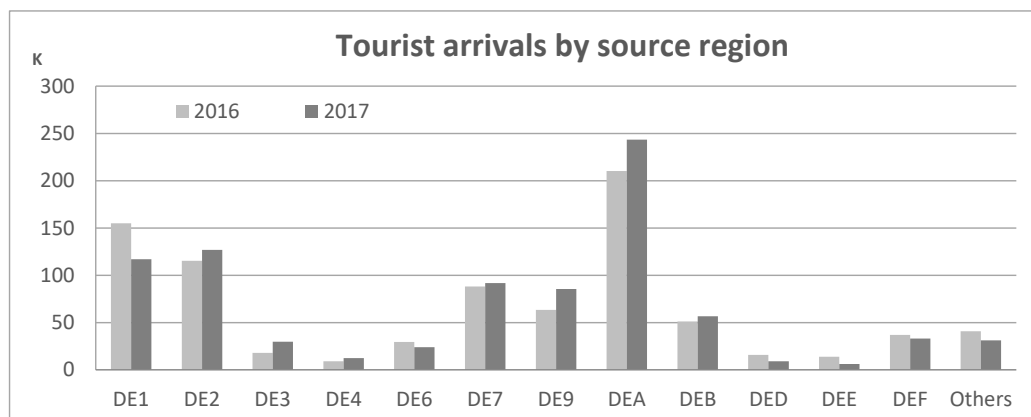
Source: ISTAC (Encuesta sobre el Gasto Turístico).

Note: Turnover for grey shaded regions could not be determined because they are included in "Others".



Tourist arrivals by source region Germany (2017)

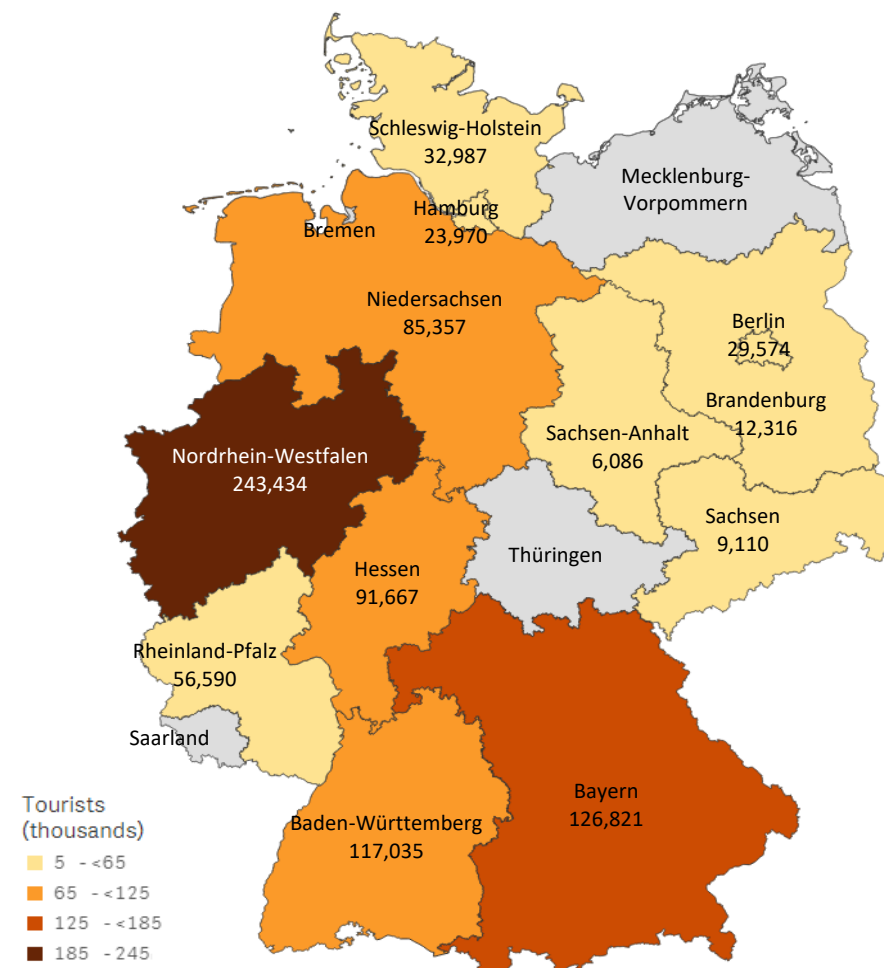
GRAN CANARIA: tourist arrivals by source region (NUTS1)



Code	Region (NUTS1)	Main cities	Weight
DE1	Baden-Württemberg	Stuttgart, Karlsruhe y Mannheim	13.5%
DE2	Bayern	München, Nürnberg y Augsburg	14.6%
DE3	Berlin	Berlin	3.4%
DE4	Brandenburg	Postdam y Cottbus	1.4%
DE6	Hamburg	Hamburg	2.8%
DE7	Hessen	Frankfurt y Wiesbaden	10.6%
DE9	Niedersachsen	Hannover	9.9%
DEA	Nordrhein-Westfalen	Düsseldorf, Köln, Dortmund y Essen	28.1%
DEB	Rheinland-Pfalz	Koblenz y Kaiserslautern	6.5%
DED	Sachsen	Dresden y Leipzig	1.1%
DEE	Sachsen-Anhalt	Magdeburg	0.7%
DEF	Schleswig-Holstein	Kiel y Lübeck	3.8%
Others	Mecklenburg-Vorpommern, Saarland, Bremen y Thüringen	Rostock, Saarbrücken, Bremen y Erfurt (respectively)	3.6%

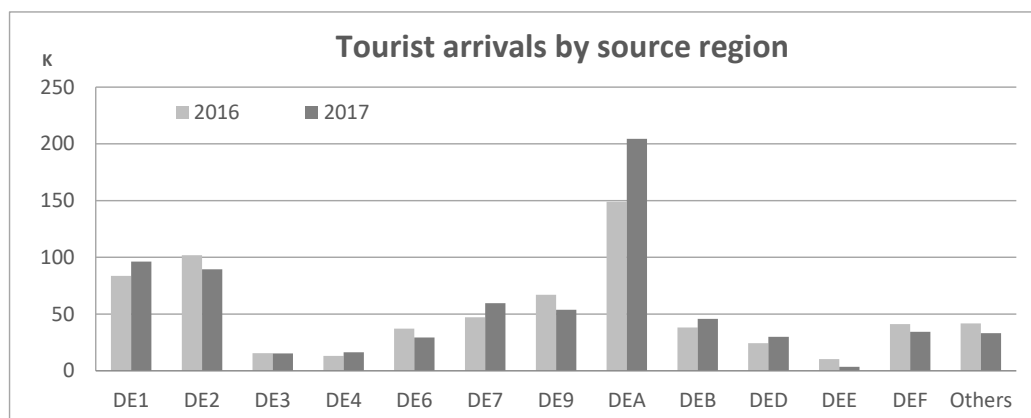
Source: ISTAC (Encuesta sobre el Gasto Turístico).

Note: Turnover for grey shaded regions could not be determined because they are included in "Others".



Tourist arrivals by source region Germany (2017)

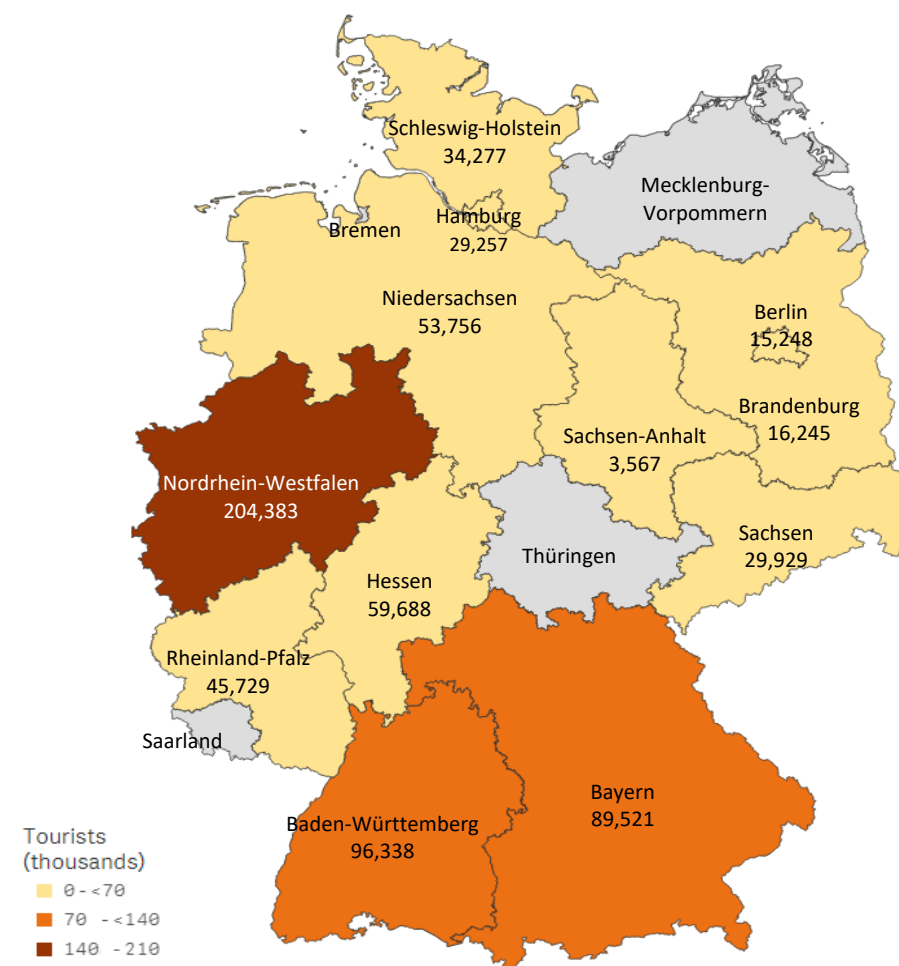
TENERIFE: tourist arrivals by source region (NUTS1)



Code	Region (NUTS1)	Main cities	Weight
DE1	Baden-Württemberg	Stuttgart, Karlsruhe y Mannheim	13.5%
DE2	Bayern	München, Nürnberg y Augsburg	12.6%
DE3	Berlin	Berlin	2.1%
DE4	Brandenburg	Postdam y Cottbus	2.3%
DE6	Hamburg	Hamburg	4.1%
DE7	Hessen	Frankfurt y Wiesbaden	8.4%
DE9	Niedersachsen	Hannover	7.6%
DEA	Nordrhein-Westfalen	Düsseldorf, Köln, Dortmund y Essen	28.7%
DEB	Rheinland-Pfalz	Koblenz y Kaiserslautern	6.4%
DED	Sachsen	Dresden y Leipzig	4.2%
DEE	Sachsen-Anhalt	Magdeburg	0.5%
DEF	Schleswig-Holstein	Kiel y Lübeck	4.8%
Others	Mecklenburg-Vorpommern, Saarland, Bremen y Thüringen	Rostock, Saarbrücken, Bremen y Erfurt (respectively)	4.7%

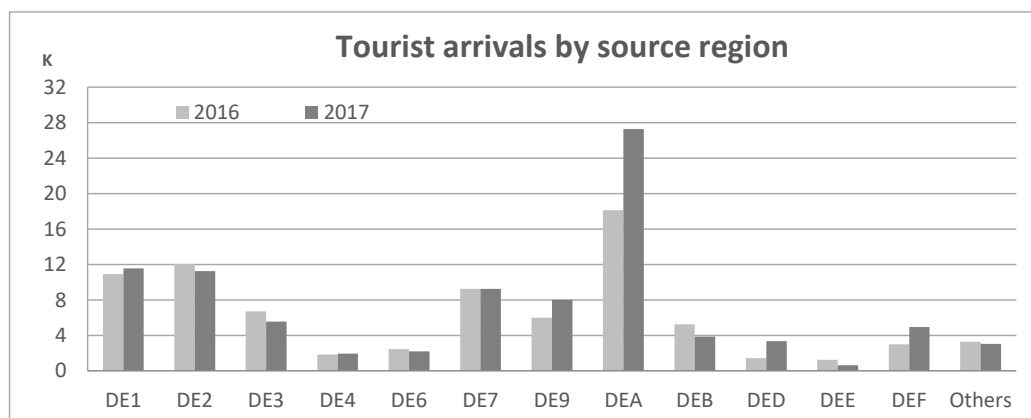
Source: ISTAC (Encuesta sobre el Gasto Turístico).

Note: Turnover for grey shaded regions could not be determined because they are included in "Others".



Tourist arrivals by source region Germany (2017)

LA PALMA: tourist arrivals by source region (NUTS1)



Code	Region (NUTS1)	Main cities	Weight
DE1	Baden-Württemberg	Stuttgart, Karlsruhe y Mannheim	12.5%
DE2	Bayern	München, Nürnberg y Augsburg	12.1%
DE3	Berlin	Berlin	6.0%
DE4	Brandenburg	Postdam y Cottbus	2.1%
DE6	Hamburg	Hamburg	2.4%
DE7	Hessen	Frankfurt y Wiesbaden	10.0%
DE9	Niedersachsen	Hannover	8.6%
DEA	Nordrhein-Westfalen	Düsseldorf, Köln, Dortmund y Essen	29.4%
DEB	Rheinland-Pfalz	Koblenz y Kaiserslautern	4.2%
DED	Sachsen	Dresden y Leipzig	3.6%
DEE	Sachsen-Anhalt	Magdeburg	0.7%
DEF	Schleswig-Holstein	Kiel y Lübeck	5.3%
Others	Mecklenburg-Vorpommern, Saarland, Bremen y Thüringen	Rostock, Saarbrücken, Bremen y Erfurt (respectively)	3.3%

Source: ISTAC (Encuesta sobre el Gasto Turístico).

Note: Turnover for grey shaded regions could not be determined because they are included in "Others".

