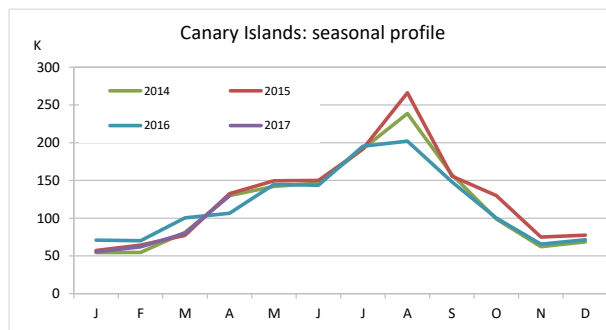
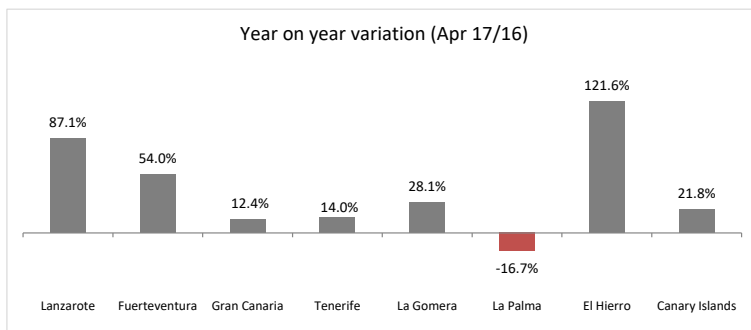


Canary Islands residents staying in tourist accommodation by island of stay

	Lanzarote	Fuerteventura	Gran Canaria	Tenerife	La Gomera	La Palma	El Hierro	Canary Islands
April 2014	12,520	15,837	48,372	40,984	4,182	7,227	827	129,949
April 2015	12,770	14,394	52,029	44,059	4,326	3,869	951	132,398
April 2016	8,690	8,239	42,483	35,181	4,651	6,680	679	106,603
April 2017	16,262	12,689	47,741	40,098	5,960	5,565	1,505	129,820
% tourists from that island	41.6%	27.6%	78.0%	15.9%	0.7%	16.3%	0.2%	100%
Change, 17-16	7,572	4,450	5,258	4,917	1,309	-1,115	826	23,217
Change, % 17-16	87.1%	54.0%	12.4%	14.0%	28.1%	-16.7%	121.6%	21.8%



Canary Islands residents staying in tourist accommodation by island of residence and island of stay

		ISLAND OF STAY							CANARY ISLANDS
		Lanzarote	Fuerteventura	Gran Canaria	Tenerife	La Gomera	La Palma	El Hierro	
ISLAND OF RESIDENCE	Lanzarote	6,758	1,894	1,074	1,109	3	297	0	11,135
	Fuerteventura	369	3,504	888	659	5	2	0	5,427
	Gran Canaria	6,768	5,197	37,245	6,353	487	1,069	197	57,316
	Tenerife	1,225	1,675	6,386	24,984	5,324	3,189	344	43,127
	La Gomera	0	0	4	813	44	41	491	1,393
	La Palma	1,126	417	1,987	2,231	97	906	470	7,234
	El Hierro	16	2	157	3,949	0	61	3	4,188
	CANARY ISLANDS	16,262	12,689	47,741	40,098	5,960	5,565	1,505	129,820

Canary Islands residents travelling to other islands (residents of each island are excluded)

	Lanzarote	Fuerteventura	Gran Canaria	Tenerife	La Gomera	La Palma	El Hierro	CANARY ISLANDS
Outbound tourism	4,377	1,923	20,071	18,143	1,349	6,328	4,185	56,376
Inbound tourism	9,504	9,185	10,496	15,114	5,916	4,659	1,502	56,376
Net balance	5,127	7,262	-9,575	-3,029	4,567	-1,669	-2,683	0

Distribution by island of residence

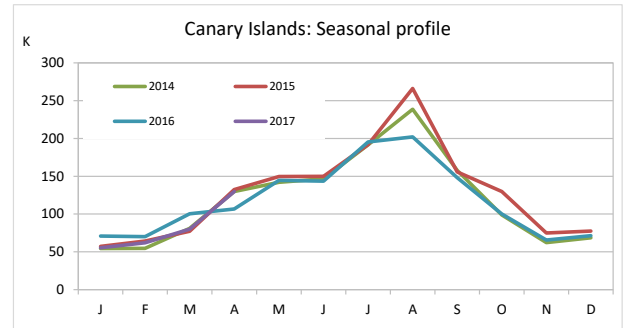
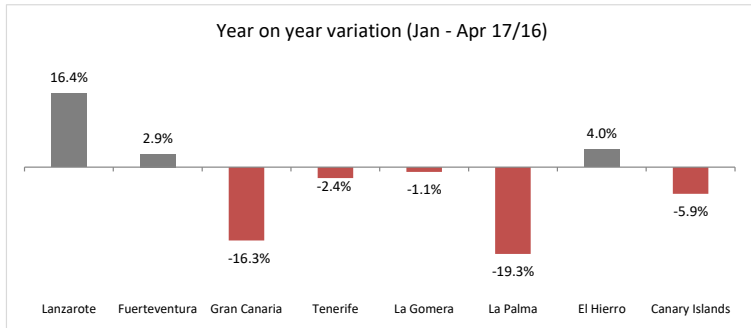
		ISLAND OF STAY							CANARY ISLANDS
		Lanzarote	Fuerteventura	Gran Canaria	Tenerife	La Gomera	La Palma	El Hierro	
ISLAND OF RESIDENCE	Lanzarote	41.6%	14.9%	2.2%	2.8%	0.1%	5.3%	0.0%	8.6%
	Fuerteventura	2.3%	27.6%	1.9%	1.6%	0.1%	0.0%	0.0%	4.2%
	Gran Canaria	41.6%	41.0%	78.0%	15.8%	8.2%	19.2%	13.1%	44.2%
	Tenerife	7.5%	13.2%	13.4%	62.3%	89.3%	57.3%	22.9%	33.2%
	La Gomera	0.0%	0.0%	0.0%	2.0%	0.7%	0.7%	32.6%	1.1%
	La Palma	6.9%	3.3%	4.2%	5.6%	1.6%	16.3%	31.2%	5.6%
	El Hierro	0.1%	0.0%	0.3%	9.8%	0.0%	1.1%	0.2%	3.2%
	CANARY ISLANDS	100.0%	100.0%	100.0%	100.0%	100.0%	100.0%	100.0%	100.0%

Distribution by island of stay

		ISLAND OF STAY							CANARY ISLANDS
		Lanzarote	Fuerteventura	Gran Canaria	Tenerife	La Gomera	La Palma	El Hierro	
ISLAND OF RESIDENCE	Lanzarote	60.7%	17.0%	9.6%	10.0%	0.0%	2.7%	0.0%	100.0%
	Fuerteventura	6.8%	64.6%	16.4%	12.1%	0.1%	0.0%	0.0%	100.0%
	Gran Canaria	11.8%	9.1%	65.0%	11.1%	0.8%	1.9%	0.3%	100.0%
	Tenerife	2.8%	3.9%	14.8%	57.9%	12.3%	7.4%	0.8%	100.0%
	La Gomera	0.0%	0.0%	0.3%	58.4%	3.2%	2.9%	35.2%	100.0%
	La Palma	15.6%	5.8%	27.5%	30.8%	1.3%	12.5%	6.5%	100.0%
	El Hierro	0.4%	0.0%	3.7%	94.3%	0.0%	1.5%	0.1%	100.0%
	CANARY ISLANDS	12.5%	9.8%	36.8%	30.9%	4.6%	4.3%	1.2%	100.0%

Canary Islands residents staying in tourist accommodation by island of stay

	Lanzarote	Fuerteventura	Gran Canaria	Tenerife	La Gomera	La Palma	El Hierro	Canary Islands
Jan-Apr 2014	30,876	32,246	117,934	103,933	12,039	20,190	2,930	320,148
Jan-Apr 2015	33,364	31,303	116,520	115,987	14,437	16,752	2,959	331,322
Jan-Apr 2016	36,405	31,040	125,842	114,034	15,870	21,374	3,323	347,888
Jan-Apr 2017	42,358	31,953	105,322	111,285	15,700	17,259	3,455	327,332
% tourists from that island	43.8%	30.7%	69.8%	56.0%	3.7%	12.5%	0.2%	100%
Change, 17-16	5,953	913	-20,520	-2,749	-170	-4,115	132	-20,556
Change, % 17-16	16.4%	2.9%	-16.3%	-2.4%	-1.1%	-19.3%	4.0%	-5.9%



Canary Islands residents staying in tourist accommodation by island of residence and island of stay

		ISLAND OF STAY								
		Lanzarote	Fuerteventura	Gran Canaria	Tenerife	La Gomera	La Palma	El Hierro	CANARY ISLANDS	
ISLAND OF RESIDENCE	Lanzarote	18,560	2,543	6,408	2,693	19	1,246	206	31,675	
	Fuerteventura	2,022	9,806	3,694	1,467	31	416	0	17,436	
	Gran Canaria	15,340	14,294	73,482	19,840	1,065	3,148	456	127,625	
	Tenerife	4,089	4,867	16,478	62,314	13,705	10,063	1,712	113,228	
	La Gomera	4	0	12	5,144	575	152	491	6,378	
	La Palma	2,027	437	4,793	13,142	304	2,151	584	23,438	
	El Hierro	316	6	455	6,685	1	83	6	7,552	
	CANARY ISLANDS	42,358	31,953	105,322	111,285	15,700	17,259	3,455	327,332	

Canary Islands residents travelling to other islands (residents of each island are excluded)

	Lanzarote	Fuerteventura	Gran Canaria	Tenerife	La Gomera	La Palma	El Hierro	CANARY ISLANDS
Outbound tourism	13,115	7,630	54,143	50,914	5,803	21,287	7,546	160,438
Inbound tourism	23,798	22,147	31,840	48,971	15,125	15,108	3,449	160,438
Net balance	10,683	14,517	-22,303	-1,943	9,322	-6,179	-4,097	0

Distribution by island of residence

		ISLAND OF STAY								
		Lanzarote	Fuerteventura	Gran Canaria	Tenerife	La Gomera	La Palma	El Hierro	CANARY ISLANDS	
ISLAND OF RESIDENCE	Lanzarote	43.8%	8.0%	6.1%	2.4%	0.1%	7.2%	6.0%	9.7%	
	Fuerteventura	4.8%	30.7%	3.5%	1.3%	0.2%	2.4%	0.0%	5.3%	
	Gran Canaria	36.2%	44.7%	69.8%	17.8%	6.8%	18.2%	13.2%	39.0%	
	Tenerife	9.7%	15.2%	15.6%	56.0%	87.3%	58.3%	49.6%	34.6%	
	La Gomera	0.0%	0.0%	0.0%	4.6%	3.7%	0.9%	14.2%	1.9%	
	La Palma	4.8%	1.4%	4.6%	11.8%	1.9%	12.5%	16.9%	7.2%	
	El Hierro	0.7%	0.0%	0.4%	6.0%	0.0%	0.5%	0.2%	2.3%	
	CANARY ISLANDS	100.0%	100.0%	100.0%	100.0%	100.0%	100.0%	100.0%	100.0%	

Distribution by island of stay

		ISLAND OF STAY								
		Lanzarote	Fuerteventura	Gran Canaria	Tenerife	La Gomera	La Palma	El Hierro	CANARY ISLANDS	
ISLAND OF RESIDENCE	Lanzarote	58.6%	8.0%	20.2%	8.5%	0.1%	3.9%	0.7%	100.0%	
	Fuerteventura	11.6%	56.2%	21.2%	8.4%	0.2%	2.4%	0.0%	100.0%	
	Gran Canaria	12.0%	11.2%	57.6%	15.5%	0.8%	2.5%	0.4%	100.0%	
	Tenerife	3.6%	4.3%	14.6%	55.0%	12.1%	8.9%	1.5%	100.0%	
	La Gomera	0.1%	0.0%	0.2%	80.7%	9.0%	2.4%	7.7%	100.0%	
	La Palma	8.6%	1.9%	20.4%	56.1%	1.3%	9.2%	2.5%	100.0%	
	El Hierro	4.2%	0.1%	6.0%	88.5%	0.0%	1.1%	0.1%	100.0%	
	CANARY ISLANDS	12.9%	9.8%	32.2%	34.0%	4.8%	5.3%	1.1%	100.0%	