

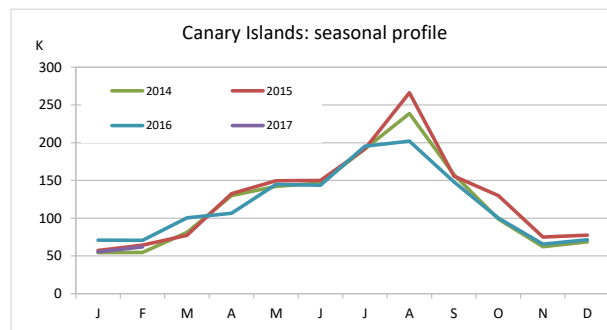
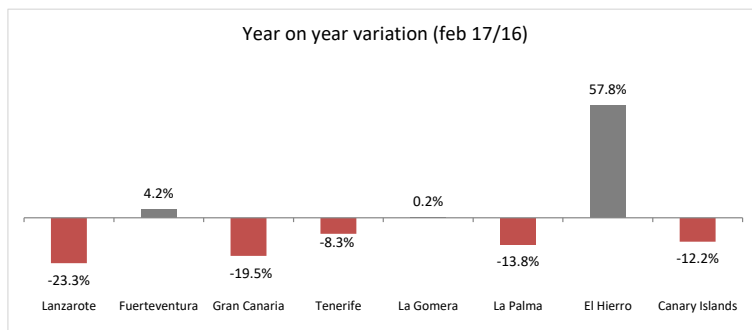
Domestic tourism

February 2017



Canary Islands residents staying in tourist accommodation by island of stay

	Lanzarote	Fuerteventura	Gran Canaria	Tenerife	La Gomera	La Palma	El Hierro	Canary Islands
February 2014	5,378	5,607	20,184	16,821	2,384	3,608	728	54,710
February 2015	5,996	4,107	20,724	23,743	3,266	5,588	922	64,346
February 2016	8,648	5,619	22,758	24,820	3,221	4,990	548	70,604
February 2017	6,629	5,856	18,313	22,767	3,226	4,303	865	61,959
% tourists from that island	52.2%	31.3%	67.0%	11.8%	4.9%	9.3%	0.0%	100%
Change, 17-16	-2,019	237	-4,445	-2,053	5	-687	317	-8,645
Change, % 17-16	-23.3%	4.2%	-19.5%	-8.3%	0.2%	-13.8%	57.8%	-12.2%



Canary Islands residents staying in tourist accommodation by island of residence and island of stay

		ISLAND OF STAY							CANARY ISLANDS
		Lanzarote	Fuerteventura	Gran Canaria	Tenerife	La Gomera	La Palma	El Hierro	
ISLAND OF RESIDENCE	Lanzarote	3,463	49	1,911	501	0	305	0	6,229
	Fuerteventura	129	1,831	780	238	0	246	0	3,224
	Gran Canaria	1,801	3,263	12,265	3,682	199	757	124	22,091
	Tenerife	865	710	2,679	13,653	2,812	2,511	627	23,857
	La Gomera	0	0	0	1,197	157	74	0	1,428
	La Palma	171	3	646	2,689	57	402	114	4,082
	El Hierro	200	0	32	807	1	8	0	1,048
	CANARY ISLANDS	6,629	5,856	18,313	22,767	3,226	4,303	865	61,959

Canary Islands residents travelling to other islands (residents of each island are excluded)

	Lanzarote	Fuerteventura	Gran Canaria	Tenerife	La Gomera	La Palma	El Hierro	CANARY ISLANDS
Outbound tourism	2,766	1,393	9,826	10,204	1,271	3,680	1,048	30,188
Inbound tourism	3,166	4,025	6,048	9,114	3,069	3,901	865	30,188
Net balance	400	2,632	-3,778	-1,090	1,798	221	-183	0

Distribution by island of residence

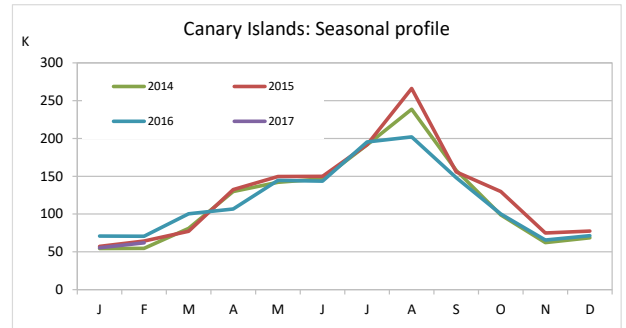
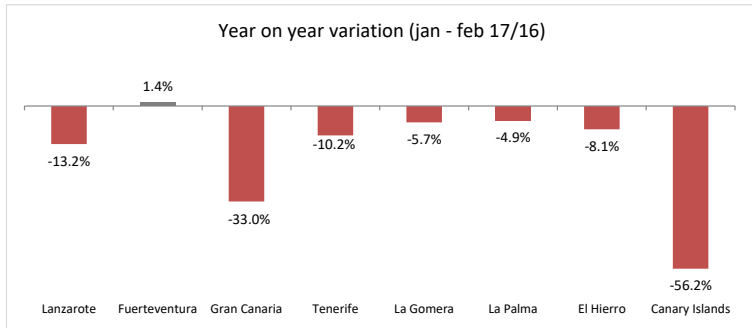
		ISLAND OF STAY							CANARY ISLANDS
		Lanzarote	Fuerteventura	Gran Canaria	Tenerife	La Gomera	La Palma	El Hierro	
ISLAND OF RESIDENCE	Lanzarote	52.2%	0.8%	10.4%	2.2%	0.0%	7.1%	0.0%	10.1%
	Fuerteventura	1.9%	31.3%	4.3%	1.0%	0.0%	5.7%	0.0%	5.2%
	Gran Canaria	27.2%	55.7%	67.0%	16.2%	6.2%	17.6%	14.3%	35.7%
	Tenerife	13.0%	12.1%	14.6%	60.0%	87.2%	58.4%	72.5%	38.5%
	La Gomera	0.0%	0.0%	0.0%	5.3%	4.9%	1.7%	0.0%	2.3%
	La Palma	2.6%	0.1%	3.5%	11.8%	1.8%	9.3%	13.2%	6.6%
	El Hierro	3.0%	0.0%	0.2%	3.5%	0.0%	0.2%	0.0%	1.7%
	CANARY ISLANDS	100.0%	100.0%	100.0%	100.0%	100.0%	100.0%	100.0%	100.0%

Distribution by island of stay

		ISLAND OF STAY							CANARY ISLANDS
		Lanzarote	Fuerteventura	Gran Canaria	Tenerife	La Gomera	La Palma	El Hierro	
ISLAND OF RESIDENCE	Lanzarote	55.6%	0.8%	30.7%	8.0%	0.0%	4.9%	0.0%	100.0%
	Fuerteventura	4.0%	56.8%	24.2%	7.4%	0.0%	7.6%	0.0%	100.0%
	Gran Canaria	8.2%	14.8%	55.5%	16.7%	0.9%	3.4%	0.6%	100.0%
	Tenerife	3.6%	3.0%	11.2%	57.2%	11.8%	10.5%	2.6%	100.0%
	La Gomera	0.0%	0.0%	0.0%	83.8%	11.0%	5.2%	0.0%	100.0%
	La Palma	4.2%	0.1%	15.8%	65.9%	1.4%	9.8%	2.8%	100.0%
	El Hierro	19.1%	0.0%	3.1%	77.0%	0.1%	0.8%	0.0%	100.0%
	CANARY ISLANDS	10.7%	9.5%	29.6%	36.7%	5.2%	6.9%	1.4%	100.0%

Canary Islands residents staying in tourist accommodation by island of stay

	Lanzarote	Fuerteventura	Gran Canaria	Tenerife	La Gomera	La Palma	El Hierro	Canary Islands
Jan-Feb 2014	11,586	10,172	39,184	34,613	5,111	7,117	1,343	109,126
Jan-Feb 2015	10,954	9,850	37,773	45,654	6,921	9,056	1,361	121,569
Jan-Feb 2016	15,766	11,605	49,889	47,636	6,667	8,420	1,486	141,469
Jan-Feb 2017	13,688	11,763	33,436	42,786	6,290	8,005	1,366	61,959
% tourists from that island	55.9%	35.1%	63.2%	51.8%	6.8%	8.3%	0.2%	189%
Change, 17-16	-2,078	158	-16,453	-4,850	-377	-415	-120	-79,510
Change, % 17-16	-13.2%	1.4%	-33.0%	-10.2%	-5.7%	-4.9%	-8.1%	-56.2%



Canary Islands residents staying in tourist accommodation by island of residence and island of stay

		ISLAND OF STAY							CANARY ISLANDS
		Lanzarote	Fuerteventura	Gran Canaria	Tenerife	La Gomera	La Palma	El Hierro	
ISLAND OF RESIDENCE	Lanzarote	7,647	474	3,634	965	0	337	0	13,057
	Fuerteventura	635	4,133	1,757	402	26	309	0	7,262
	Gran Canaria	3,189	6,298	21,115	8,027	484	1,554	191	40,858
	Tenerife	1,846	848	5,121	22,183	5,183	5,034	1,058	41,273
	La Gomera	0	0	2	2,744	430	88	0	3,264
	La Palma	171	6	1,775	6,844	166	667	114	9,743
	El Hierro	200	4	32	1,621	1	16	3	1,877
	CANARY ISLANDS	13,688	11,763	33,436	42,786	6,290	8,005	1,366	117,334

Canary Islands residents travelling to other islands (residents of each island are excluded)

	Lanzarote	Fuerteventura	Gran Canaria	Tenerife	La Gomera	La Palma	El Hierro	CANARY ISLANDS
Outbound tourism	5,410	3,129	19,743	19,090	2,834	9,076	1,874	61,156
Inbound tourism	6,041	7,630	12,321	20,603	5,860	7,338	1,363	61,156
Net balance	631	4,501	-7,422	1,513	3,026	-1,738	-511	0

Distribution by island of residence

		ISLAND OF STAY							CANARY ISLANDS
		Lanzarote	Fuerteventura	Gran Canaria	Tenerife	La Gomera	La Palma	El Hierro	
ISLAND OF RESIDENCE	Lanzarote	55.9%	4.0%	10.9%	2.3%	0.0%	4.2%	0.0%	11.1%
	Fuerteventura	4.6%	35.1%	5.3%	0.9%	0.4%	3.9%	0.0%	6.2%
	Gran Canaria	23.3%	53.5%	63.2%	18.8%	7.7%	19.4%	14.0%	34.8%
	Tenerife	13.5%	7.2%	15.3%	51.8%	82.4%	62.9%	77.5%	35.2%
	La Gomera	0.0%	0.0%	0.0%	6.4%	6.8%	1.1%	0.0%	2.8%
	La Palma	1.2%	0.1%	5.3%	16.0%	2.6%	8.3%	8.3%	8.3%
	El Hierro	1.5%	0.0%	0.1%	3.8%	0.0%	0.2%	0.2%	1.6%
	CANARY ISLANDS	100.0%	100.0%	100.0%	100.0%	100.0%	100.0%	100.0%	100.0%

Distribution by island of stay

		ISLAND OF STAY							CANARY ISLANDS
		Lanzarote	Fuerteventura	Gran Canaria	Tenerife	La Gomera	La Palma	El Hierro	
ISLAND OF RESIDENCE	Lanzarote	58.6%	3.6%	27.8%	7.4%	0.0%	2.6%	0.0%	100.0%
	Fuerteventura	8.7%	56.9%	24.2%	5.5%	0.4%	4.3%	0.0%	100.0%
	Gran Canaria	7.8%	15.4%	51.7%	19.6%	1.2%	3.8%	0.5%	100.0%
	Tenerife	4.5%	2.1%	12.4%	53.7%	12.6%	12.2%	2.6%	100.0%
	La Gomera	0.0%	0.0%	0.1%	84.1%	13.2%	2.7%	0.0%	100.0%
	La Palma	1.8%	0.1%	18.2%	70.2%	1.7%	6.8%	1.2%	100.0%
	El Hierro	10.7%	0.2%	1.7%	86.4%	0.1%	0.9%	0.2%	100.0%
	CANARY ISLANDS	11.7%	10.0%	28.5%	36.5%	5.4%	6.8%	1.2%	100.0%