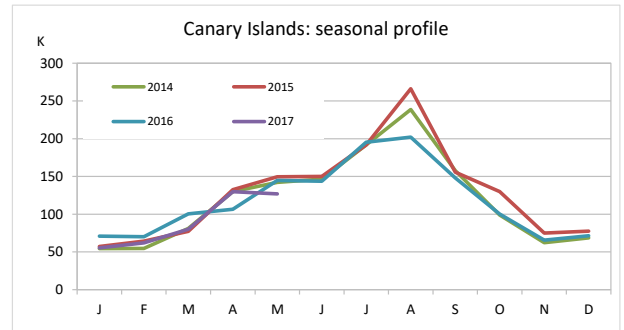
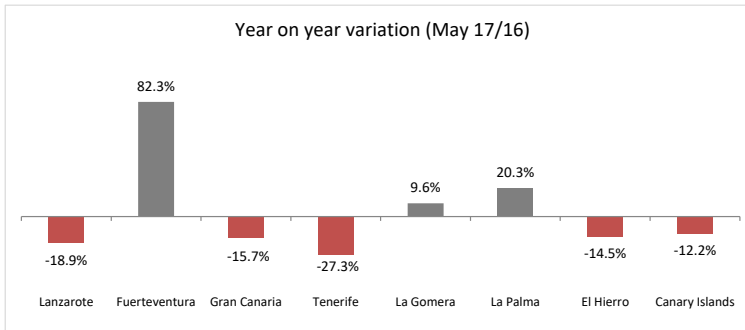


Canary Islands residents staying in tourist accommodation by island of stay

	Lanzarote	Fuerteventura	Gran Canaria	Tenerife	La Gomera	La Palma	El Hierro	Canary Islands
May 2014	10,079	13,913	57,877	49,344	4,208	5,785	849	142,055
May 2015	13,334	11,952	63,122	50,351	4,697	5,613	494	149,563
May 2016	15,135	8,116	62,045	48,447	4,321	5,725	883	144,672
May 2017	12,280	14,799	52,320	35,236	4,735	6,885	755	127,010
% tourists from that island	53.9%	17.3%	52.5%	43.5%	9.5%	14.4%	1.3%	100%
Change, 17-16	-2,855	6,683	-9,725	-13,211	414	1,160	-128	-17,662
Change, % 17-16	-18.9%	82.3%	-15.7%	-27.3%	9.6%	20.3%	-14.5%	-12.2%



Canary Islands residents staying in tourist accommodation by island of residence and island of stay

		ISLAND OF STAY							CANARY ISLANDS
		Lanzarote	Fuerteventura	Gran Canaria	Tenerife	La Gomera	La Palma	El Hierro	
ISLAND OF RESIDENCE	Lanzarote	6,623	3,195	1,101	362	0	331	3	11,615
	Fuerteventura	393	2,555	810	416	0	255	0	4,429
	Gran Canaria	3,366	7,441	27,450	4,853	292	912	94	44,408
	Tenerife	884	1,250	15,329	25,158	3,492	4,254	587	50,954
	La Gomera	0	0	177	920	450	123	61	1,731
	La Palma	1,014	356	7,434	2,124	476	993	0	12,397
	El Hierro	0	2	19	1,403	25	17	10	1,476
	CANARY ISLANDS	12,280	14,799	52,320	35,236	4,735	6,885	755	127,010

Canary Islands residents travelling to other islands (residents of each island are excluded)

	Lanzarote	Fuerteventura	Gran Canaria	Tenerife	La Gomera	La Palma	El Hierro	CANARY ISLANDS
Outbound tourism	4,992	1,874	16,958	25,796	1,281	11,404	1,466	63,771
Inbound tourism	5,657	12,244	24,870	10,078	4,285	5,892	745	63,771
Net balance	665	10,370	7,912	-15,718	3,004	-5,512	-721	0

Distribution by island of residence

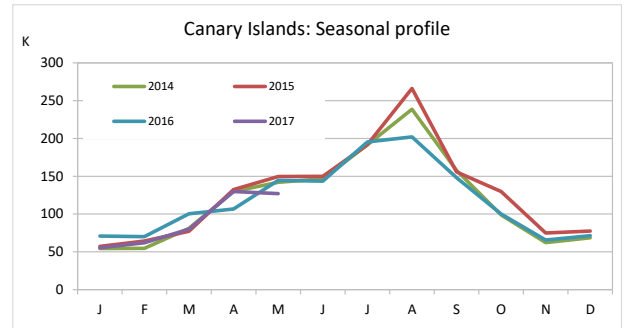
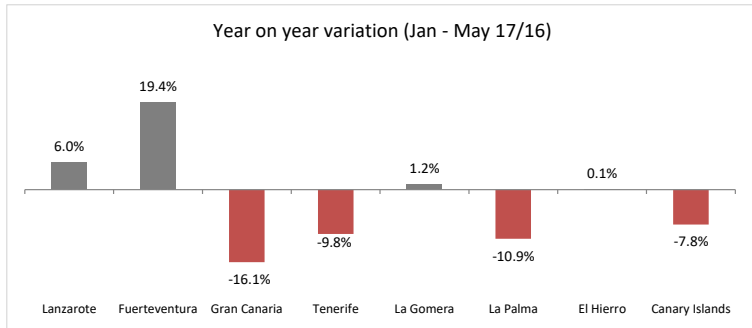
		ISLAND OF STAY							CANARY ISLANDS
		Lanzarote	Fuerteventura	Gran Canaria	Tenerife	La Gomera	La Palma	El Hierro	
ISLAND OF RESIDENCE	Lanzarote	53.9%	21.6%	2.1%	1.0%	0.0%	4.8%	0.4%	9.1%
	Fuerteventura	3.2%	17.3%	1.5%	1.2%	0.0%	3.7%	0.0%	3.5%
	Gran Canaria	27.4%	50.3%	52.5%	13.8%	6.2%	13.2%	12.5%	35.0%
	Tenerife	7.2%	8.4%	29.3%	71.4%	73.7%	61.8%	77.7%	40.1%
	La Gomera	0.0%	0.0%	0.3%	2.6%	9.5%	1.8%	8.1%	1.4%
	La Palma	8.3%	2.4%	14.2%	6.0%	10.1%	14.4%	0.0%	9.8%
	El Hierro	0.0%	0.0%	0.0%	4.0%	0.5%	0.2%	1.3%	1.2%
	CANARY ISLANDS	100.0%	100.0%	100.0%	100.0%	100.0%	100.0%	100.0%	100.0%

Distribution by island of stay

		ISLAND OF STAY							CANARY ISLANDS
		Lanzarote	Fuerteventura	Gran Canaria	Tenerife	La Gomera	La Palma	El Hierro	
ISLAND OF RESIDENCE	Lanzarote	57.0%	27.5%	9.5%	3.1%	0.0%	2.8%	0.0%	100.0%
	Fuerteventura	8.9%	57.7%	18.3%	9.4%	0.0%	5.8%	0.0%	100.0%
	Gran Canaria	7.6%	16.8%	61.8%	10.9%	0.7%	2.1%	0.2%	100.0%
	Tenerife	1.7%	2.5%	30.1%	49.4%	6.9%	8.3%	1.2%	100.0%
	La Gomera	0.0%	0.0%	10.2%	53.1%	26.0%	7.1%	3.5%	100.0%
	La Palma	8.2%	2.9%	60.0%	17.1%	3.8%	8.0%	0.0%	100.0%
	El Hierro	0.0%	0.1%	1.3%	95.1%	1.7%	1.2%	0.7%	100.0%
	CANARY ISLANDS	9.7%	11.7%	41.2%	27.7%	3.7%	5.4%	0.6%	100.0%

Canary Islands residents staying in tourist accommodation by island of stay

	Lanzarote	Fuerteventura	Gran Canaria	Tenerife	La Gomera	La Palma	El Hierro	Canary Islands
Jan-May 2014	40,955	46,159	175,811	153,277	16,247	25,975	3,779	462,203
Jan-May 2015	46,698	43,255	179,642	166,338	19,134	22,365	3,453	480,885
Jan-May 2016	51,540	39,156	187,887	162,481	20,191	27,099	4,206	492,560
Jan-May 2017	54,638	46,752	157,642	146,521	20,435	24,144	4,210	454,342
% tourists from that island	46.1%	26.4%	64.0%	59.7%	5.0%	13.0%	0.4%	100%
Change, 17-16	3,098	7,596	-30,245	-15,960	244	-2,955	4	-38,218
Change, % 17-16	6.0%	19.4%	-16.1%	-9.8%	1.2%	-10.9%	0.1%	-7.8%



Canary Islands residents staying in tourist accommodation by island of residence and island of stay

		ISLAND OF STAY							CANARY ISLANDS
		Lanzarote	Fuerteventura	Gran Canaria	Tenerife	La Gomera	La Palma	El Hierro	
ISLAND OF RESIDENCE	Lanzarote	25,183	5,738	7,509	3,055	19	1,577	209	43,290
	Fuerteventura	2,415	12,361	4,504	1,883	31	671	0	21,865
	Gran Canaria	18,706	21,735	100,932	24,693	1,357	4,060	550	172,033
	Tenerife	4,973	6,117	31,807	87,472	17,197	14,317	2,299	164,182
	La Gomera	4	0	189	6,064	1,025	275	552	8,109
	La Palma	3,041	793	12,227	15,266	780	3,144	584	35,835
	El Hierro	316	8	474	8,088	26	100	16	9,028
	CANARY ISLANDS	54,638	46,752	157,642	146,521	20,435	24,144	4,210	454,342

Canary Islands residents travelling to other islands (residents of each island are excluded)

	Lanzarote	Fuerteventura	Gran Canaria	Tenerife	La Gomera	La Palma	El Hierro	CANARY ISLANDS
Outbound tourism	18,107	9,504	71,101	76,710	7,084	32,691	9,012	224,209
Inbound tourism	29,455	34,391	56,710	59,049	19,410	21,000	4,194	224,209
Net balance	11,348	24,887	-14,391	-17,661	12,326	-11,691	-4,818	0

Distribution by island of residence

		ISLAND OF STAY							CANARY ISLANDS
		Lanzarote	Fuerteventura	Gran Canaria	Tenerife	La Gomera	La Palma	El Hierro	
ISLAND OF RESIDENCE	Lanzarote	46.1%	12.3%	4.8%	2.1%	0.1%	6.5%	5.0%	9.5%
	Fuerteventura	4.4%	26.4%	2.9%	1.3%	0.2%	2.8%	0.0%	4.8%
	Gran Canaria	34.2%	46.5%	64.0%	16.9%	6.6%	16.8%	13.1%	37.9%
	Tenerife	9.1%	13.1%	20.2%	59.7%	84.2%	59.3%	54.6%	36.1%
	La Gomera	0.0%	0.0%	0.1%	4.1%	5.0%	1.1%	13.1%	1.8%
	La Palma	5.6%	1.7%	7.8%	10.4%	3.8%	13.0%	13.9%	7.9%
	El Hierro	0.6%	0.0%	0.3%	5.5%	0.1%	0.4%	0.4%	2.0%
	CANARY ISLANDS	100.0%	100.0%	100.0%	100.0%	100.0%	100.0%	100.0%	100.0%

Distribution by island of stay

		ISLAND OF STAY							CANARY ISLANDS
		Lanzarote	Fuerteventura	Gran Canaria	Tenerife	La Gomera	La Palma	El Hierro	
ISLAND OF RESIDENCE	Lanzarote	58.2%	13.3%	17.3%	7.1%	0.0%	3.6%	0.5%	100.0%
	Fuerteventura	11.0%	56.5%	20.6%	8.6%	0.1%	3.1%	0.0%	100.0%
	Gran Canaria	10.9%	12.6%	58.7%	14.4%	0.8%	2.4%	0.3%	100.0%
	Tenerife	3.0%	3.7%	19.4%	53.3%	10.5%	8.7%	1.4%	100.0%
	La Gomera	0.0%	0.0%	2.3%	74.8%	12.6%	3.4%	6.8%	100.0%
	La Palma	8.5%	2.2%	34.1%	42.6%	2.2%	8.8%	1.6%	100.0%
	El Hierro	3.5%	0.1%	5.3%	89.6%	0.3%	1.1%	0.2%	100.0%
	CANARY ISLANDS	12.0%	10.3%	34.7%	32.2%	4.5%	5.3%	0.9%	100.0%