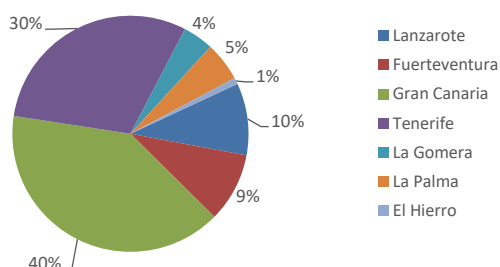


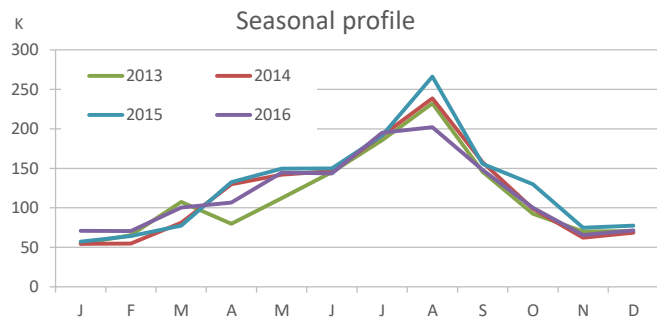
Canary Islands residents staying in tourist accommodation by island of stay

	Lanzarote	Fuerteventura	Gran Canaria	Tenerife	La Gomera	La Palma	El Hierro	Canary Islands
2013	119,406	163,070	511,878	433,997	52,317	72,676	8,169	1,361,513
2014	117,591	166,868	557,486	449,096	53,327	69,818	12,233	1,426,419
2015	131,314	153,161	634,644	468,929	61,935	66,945	9,818	1,526,746
2016	140,103	134,600	567,755	428,944	59,380	75,931	12,450	1,419,163
% tourists from that island	44.7%	30.7%	75.7%	62.9%	5.6%	13.2%	1.9%	100%
Change, 16-15	8,789	-18,561	-66,889	-39,985	-2,555	8,986	2,632	-107,583
Change, % 16-15	6.7%	-12.1%	-10.5%	-8.5%	-4.1%	13.4%	26.8%	-7.0%

Canary Islands residents by island of stay (2016)



Seasonal profile



Canary Islands residents staying in tourist accommodation by island of residence and island of stay

		ISLAND OF STAY							Canary Islands
2016		Lanzarote	Fuerteventura	Gran Canaria	Tenerife	La Gomera	La Palma	El Hierro	Canary Islands
ISLAND OF RESIDENCE	Lanzarote	62,571	10,098	24,424	10,221	245	2,195	100	109,854
	Fuerteventura	13,255	41,263	22,220	6,016	108	1,535	85	84,482
	Gran Canaria	39,328	56,151	429,573	82,877	3,965	15,089	1,634	628,617
	Tenerife	23,193	26,310	61,276	269,876	50,713	45,865	10,000	487,233
	La Gomera	59	54	1,138	13,045	3,345	853	276	18,770
	La Palma	602	717	24,736	36,747	789	9,990	120	73,701
	El Hierro	1,095	7	4,388	10,162	215	404	235	16,506
	Canary Islands	140,103	134,600	567,755	428,944	59,380	75,931	12,450	1,419,163

Canary Islands residents travelling to other islands (residents of each island are excluded)

2016		Lanzarote	Fuerteventura	Gran Canaria	Tenerife	La Gomera	La Palma	El Hierro	Canary Islands
Outbound tourism		47,283	43,219	199,044	217,357	15,425	63,711	16,271	602,310
Inbound tourism		77,532	93,337	138,182	159,068	56,035	65,941	12,215	602,310
Net balance		30,249	50,118	-60,862	-58,289	40,610	2,230	-4,056	--

Distribution by island of residence

		ISLAND OF STAY							Canary Islands
2016		Lanzarote	Fuerteventura	Gran Canaria	Tenerife	La Gomera	La Palma	El Hierro	Canary Islands
ISLAND OF RESIDENCE	Lanzarote	44.7%	7.5%	4.3%	2.4%	0.4%	2.9%	0.8%	7.7%
	Fuerteventura	9.5%	30.7%	3.9%	1.4%	0.2%	2.0%	0.7%	6.0%
	Gran Canaria	28.1%	41.7%	75.7%	19.3%	6.7%	19.9%	13.1%	44.3%
	Tenerife	16.6%	19.5%	10.8%	62.9%	85.4%	60.4%	80.3%	34.3%
	La Gomera	0.0%	0.0%	0.2%	3.0%	5.6%	1.1%	2.2%	1.3%
	La Palma	0.4%	0.5%	4.4%	8.6%	1.3%	13.2%	1.0%	5.2%
	El Hierro	0.8%	0.0%	0.8%	2.4%	0.4%	0.5%	1.9%	1.2%
	Canary Islands	100.0%	100.0%	100.0%	100.0%	100.0%	100.0%	100.0%	100.0%

Distribution by island of stay

		ISLAND OF STAY							Canary Islands
2016		Lanzarote	Fuerteventura	Gran Canaria	Tenerife	La Gomera	La Palma	El Hierro	Canary Islands
ISLAND OF RESIDENCE	Lanzarote	57.0%	9.2%	22.2%	9.3%	0.2%	2.0%	0.1%	100.0%
	Fuerteventura	15.7%	48.8%	26.3%	7.1%	0.1%	1.8%	0.1%	100.0%
	Gran Canaria	6.3%	8.9%	68.3%	13.2%	0.6%	2.4%	0.3%	100.0%
	Tenerife	4.8%	5.4%	12.6%	55.4%	10.4%	9.4%	2.1%	100.0%
	La Gomera	0.3%	0.3%	6.1%	69.5%	17.8%	4.5%	1.5%	100.0%
	La Palma	0.8%	1.0%	33.6%	49.9%	1.1%	13.6%	0.2%	100.0%
	El Hierro	6.6%	0.0%	26.6%	61.6%	1.3%	2.4%	1.4%	100.0%
	Canary Islands	9.9%	9.5%	40.0%	30.2%	4.2%	5.4%	0.9%	100.0%

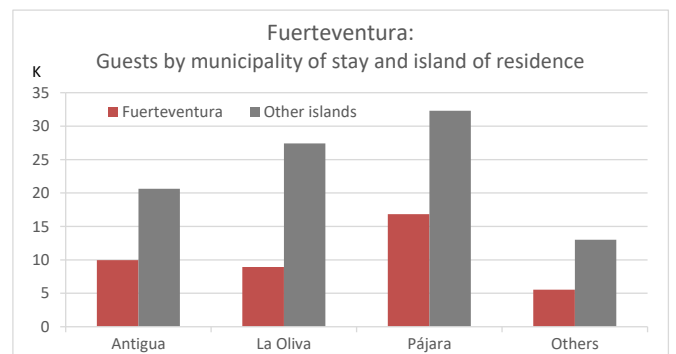
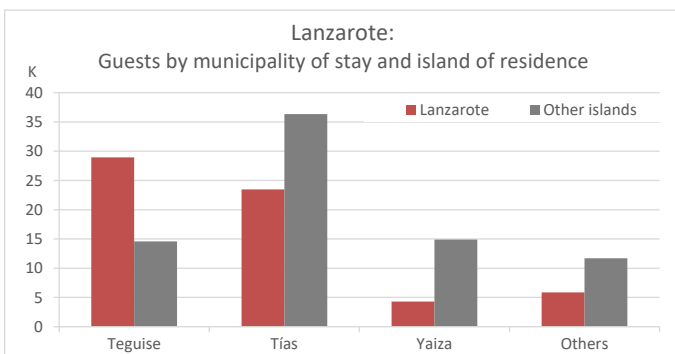
Canary Islands residents staying in tourist accommodation by municipality of stay and island of residence

LANZAROTE

2016	Lanzarote	Fuerteventura	Gran Canaria	Tenerife	La Gomera	La Palma	El Hierro	Canary Islands
Teguise	28,940	1,039	11,038	2,450	48	0	0	43,515
Tías	23,458	4,823	17,362	12,596	11	602	961	59,813
Yaiza	4,313	1,306	6,589	6,857	0	0	134	19,199
Others	5,860	6,087	4,339	1,290	0	0	0	17,576
Lanzarote	62,571	13,255	39,328	23,193	59	602	1,095	140,103
% tourists from that island	44.7%	9.5%	28.1%	16.6%	0.0%	0.4%	0.8%	100%

FUERTEVENTURA

2016	Lanzarote	Fuerteventura	Gran Canaria	Tenerife	La Gomera	La Palma	El Hierro	Canary Islands
Antigua	1,718	9,961	18,755	168	0	0	0	30,602
La Oliva	4,616	8,919	5,383	16,644	54	708	7	36,331
Pájara	2,011	16,848	21,034	9,236	0	9	0	49,138
Others	1,753	5,535	10,979	262	0	0	0	18,529
Fuerteventura	10,098	41,263	56,151	26,310	54	717	7	134,600
% tourists from that island	7.5%	30.7%	41.7%	19.5%	0.0%	0.5%	0.0%	100%

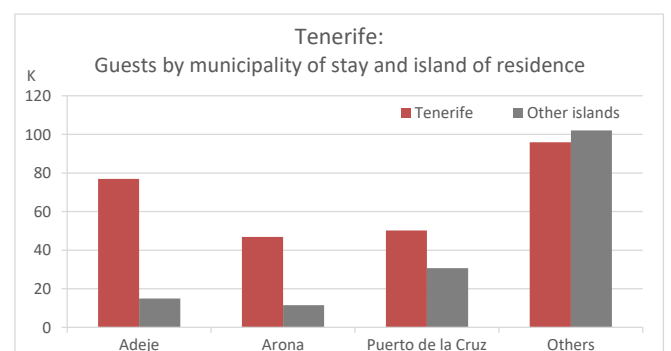
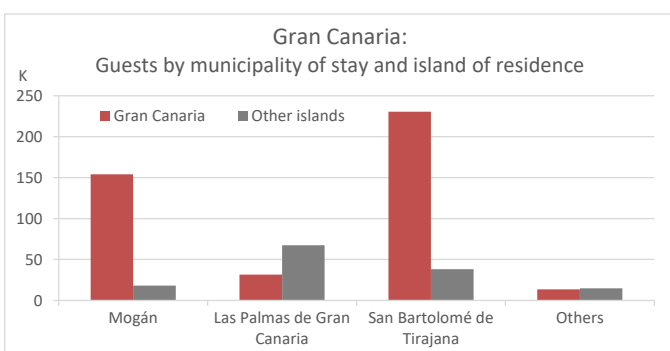


GRAN CANARIA

2016	Lanzarote	Fuerteventura	Gran Canaria	Tenerife	La Gomera	La Palma	El Hierro	Canary Islands
Mogán	3,261	4,442	154,076	7,294	0	25	3,016	172,114
Las Palmas de Gran Canaria	16,689	11,419	31,458	29,617	979	7,226	1,335	98,723
San Bartolomé de Tirajana	2,189	2,863	230,572	16,498	139	16,420	0	268,681
Others	2,285	3,496	13,467	7,867	20	1,065	37	28,237
Gran Canaria	24,424	22,220	429,573	61,276	1,138	24,736	4,388	567,755
% tourists from that island	4.3%	3.9%	75.7%	10.8%	0.2%	4.4%	0.8%	100.0%

TENERIFE

2016	Lanzarote	Fuerteventura	Gran Canaria	Tenerife	La Gomera	La Palma	El Hierro	Canary Islands
Adeje	350	1,422	9,006	76,886	392	3,767	5	91,828
Arona	1,900	323	3,888	46,881	981	1,145	3,215	58,333
Puerto de la Cruz	2,767	1,341	18,116	50,192	2,810	2,886	2,742	80,854
Others	5,204	2,930	51,867	95,917	8,862	28,949	4,200	197,929
Tenerife	10,221	6,016	82,877	269,876	13,045	36,747	10,162	428,944
% tourists from that island	2.4%	1.4%	19.3%	62.9%	3.0%	8.6%	2.4%	100%



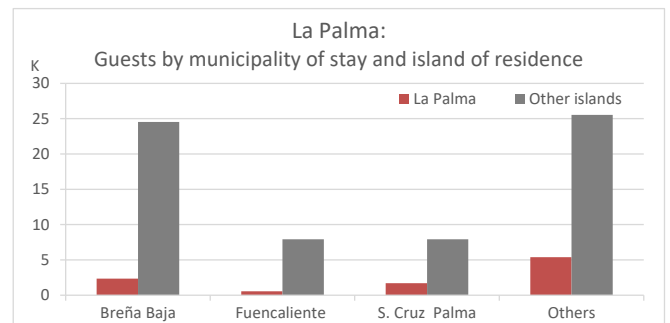
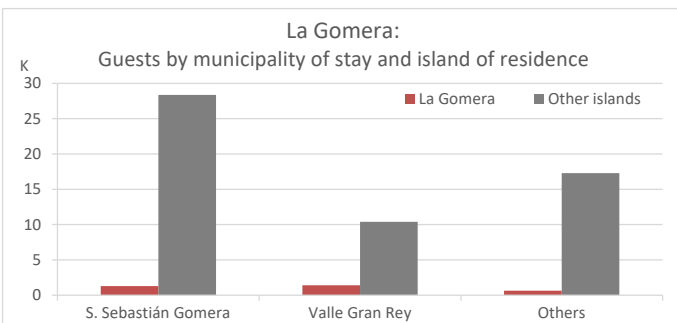
Canary Islands residents staying in tourist accommodation by municipality of stay and island of residence

LA GOMERA

2016	Lanzarote	Fuerteventura	Gran Canaria	Tenerife	La Gomera	La Palma	El Hierro	Canary Islands
S. Sebastián de La Gomera	52	88	1,190	26,477	1,276	440	104	29,627
Valle Gran Rey	29	7	2,028	8,312	1,414	23	0	11,813
Others	164	13	747	15,924	655	326	111	17,940
La Gomera	245	108	3,965	50,713	3,345	789	215	59,380
% tourists from that island	0.4%	0.2%	6.7%	85.4%	5.6%	1.3%	0.4%	100%

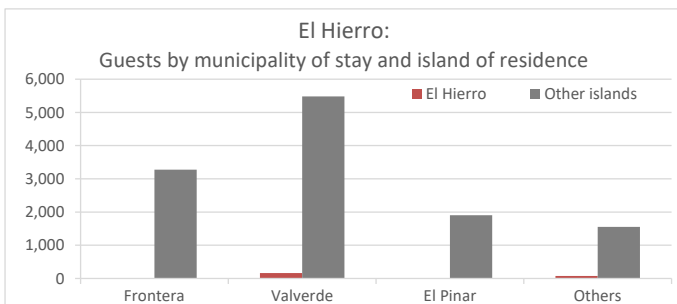
LA PALMA

2016	Lanzarote	Fuerteventura	Gran Canaria	Tenerife	La Gomera	La Palma	El Hierro	Canary Islands
Breña Baja	401	580	4,064	19,274	173	2,345	57	26,894
Fuencaliente	52	60	390	7,423	6	549	0	8,480
S. Cruz de La Palma	852	578	1,995	4,018	223	1,698	257	9,621
Others	890	317	8,640	15,150	451	5,398	90	30,936
La Palma	2,195	1,535	15,089	45,865	853	9,990	404	75,931
% tourists from that island	2.9%	2.0%	19.9%	60.4%	1.1%	13.2%	0.5%	100%



EL HIERRO

2016	Lanzarote	Fuerteventura	Gran Canaria	Tenerife	La Gomera	La Palma	El Hierro	Canary Islands
Frontera	0	27	32	3,077	112	29	0	3,277
Valverde	32	12	1,182	4,240	0	14	160	5,640
El Pinar	35	6	149	1,625	89	3	0	1,907
Others	33	40	271	1,058	75	74	75	1,626
El Hierro	100	85	1,634	10,000	276	120	235	12,450
% tourists from that island	0.8%	0.7%	13.1%	80.3%	2.2%	1.0%	1.9%	100%



Length of stay: Canary Islands residents by island of stay

