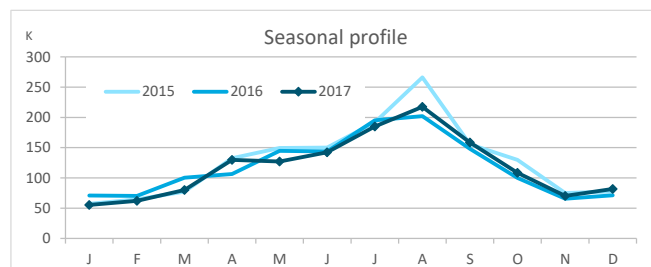
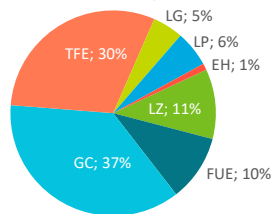


2017 Domestic tourism

Canary Islands residents staying in tourist accommodation by island of stay

	Lanzarote	Fuerteventura	Gran Canaria	Tenerife	La Gomera	La Palma	El Hierro	Canary Islands
2016	140,103	135,636	567,371	428,027	59,380	75,673	12,450	1,418,640
2017	156,107	147,990	521,185	430,167	68,175	80,142	14,523	1,418,289
% residents in the island	48.5%	22.5%	69.0%	58.7%	3.3%	12.2%	0.2%	100%
Change, 17-16	16,004	12,354	-46,186	2,140	8,795	4,469	2,073	-351
Change, % 17-16	11.4%	9.1%	-8.1%	0.5%	14.8%	5.9%	16.7%	0.0%

Canary Islands residents by island of stay (2017)



Canary Islands residents staying in tourist accommodation by island of residence and island of stay

ISLAND OF STAY

2017	Lanzarote	Fuerteventura	Gran Canaria	Tenerife	La Gomera	La Palma	El Hierro	Canary Islands
Lanzarote	75,746	16,286	33,040	8,285	188	4,408	411	138,364
Fuerteventura	11,630	33,300	12,234	9,377	214	1,675	83	68,513
Gran Canaria	47,081	72,537	359,480	73,273	4,943	15,647	5,475	578,436
Tenerife	14,835	24,743	80,625	252,344	59,017	47,075	7,168	485,807
La Gomera	111	7	2,427	14,416	2,252	1,201	578	20,992
La Palma	6,257	1,091	32,150	48,773	1,494	9,745	778	100,288
El Hierro	447	26	1,229	23,699	67	391	30	25,889
Canary Islands	156,107	147,990	521,185	430,167	68,175	80,142	14,523	1,418,289
Change, 17-16	21.1%	53.2%	35.5%	-19.6%	-23.3%	101.6%	311.0%	25.3%
Lanzarote	-12.3%	-19.8%	-44.9%	53.6%	98.1%	11.0%	-2.4%	-19.2%
Fuerteventura	19.7%	28.7%	-16.3%	-10.2%	24.7%	4.8%	235.1%	-7.8%
Gran Canaria	-36.0%	-6.0%	31.8%	-6.5%	16.4%	2.9%	-28.3%	-0.3%
Tenerife	88.1%	-87.0%	114.6%	10.2%	-32.7%	34.9%	109.4%	11.5%
La Gomera	939.4%	52.2%	30.0%	32.7%	89.4%	-2.5%	548.3%	36.1%
La Palma	-59.2%	271.4%	-72.0%	132.6%	-68.8%	-3.2%	-87.2%	56.6%
El Hierro	11.4%	9.1%	-8.1%	0.5%	14.8%	5.9%	16.7%	0.0%
Canary Islands								

Canary Islands residents travelling to other islands (residents of each island are excluded)

2017	Lanzarote	Fuerteventura	Gran Canaria	Tenerife	La Gomera	La Palma	El Hierro	Canary Islands
Outbound tourism	62,618	35,213	218,956	233,463	18,740	90,543	25,859	685,392
Change, % 17-16	30.9%	-18.6%	10.7%	7.5%	21.0%	42.1%	58.7%	13.9%
Inbound tourism	80,361	114,690	161,705	177,823	65,923	70,397	14,493	685,392
Change, % 17-16	3.6%	21.9%	17.2%	12.5%	17.6%	7.2%	18.6%	13.9%
Net balance	17,743	79,477	-57,251	-55,640	47,183	-20,146	-11,366	0

Distribution by island of residence

ISLAND OF STAY

2017	Lanzarote	Fuerteventura	Gran Canaria	Tenerife	La Gomera	La Palma	El Hierro	Canary Islands
Lanzarote	48.5%	11.0%	6.3%	1.9%	0.3%	5.5%	2.8%	9.8%
Fuerteventura	7.5%	22.5%	2.3%	2.2%	0.3%	2.1%	0.6%	4.8%
Gran Canaria	30.2%	49.0%	69.0%	17.0%	7.3%	19.5%	37.7%	40.8%
Tenerife	9.5%	16.7%	15.5%	58.7%	86.6%	58.7%	49.4%	34.3%
La Gomera	0.1%	0.0%	0.5%	3.4%	3.3%	1.5%	4.0%	1.5%
La Palma	4.0%	0.7%	6.2%	11.3%	2.2%	12.2%	5.4%	7.1%
El Hierro	0.3%	0.0%	0.2%	5.5%	0.1%	0.5%	0.2%	1.8%
Canary Islands	100%	100%	100%	100%	100%	100%	100%	100%

Distribution by island of stay

ISLAND OF STAY

2017	Lanzarote	Fuerteventura	Gran Canaria	Tenerife	La Gomera	La Palma	El Hierro	Canary Islands
Lanzarote	54.7%	11.8%	23.9%	6.0%	0.1%	3.2%	0.3%	100%
Fuerteventura	17.0%	48.6%	17.9%	13.7%	0.3%	2.4%	0.1%	100%
Gran Canaria	8.1%	12.5%	62.1%	12.7%	0.9%	2.7%	0.9%	100%
Tenerife	3.1%	5.1%	16.6%	51.9%	12.1%	9.7%	1.5%	100%
La Gomera	0.5%	0.0%	11.6%	68.7%	10.7%	5.7%	2.8%	100%
La Palma	6.2%	1.1%	32.1%	48.6%	1.5%	9.7%	0.8%	100%
El Hierro	1.7%	0.1%	4.7%	91.5%	0.3%	1.5%	0.1%	100%
Canary Islands	11.0%	10.4%	36.7%	30.3%	4.8%	5.7%	1.0%	100%

2017 Domestic tourism

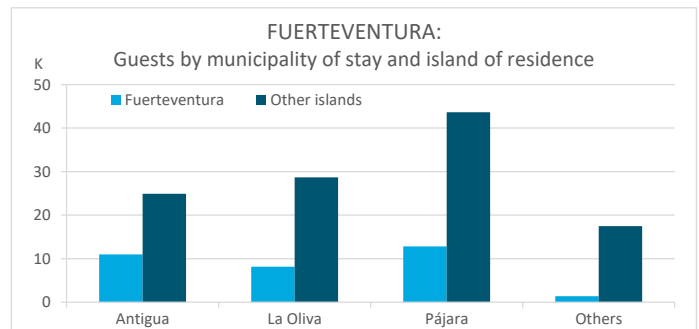
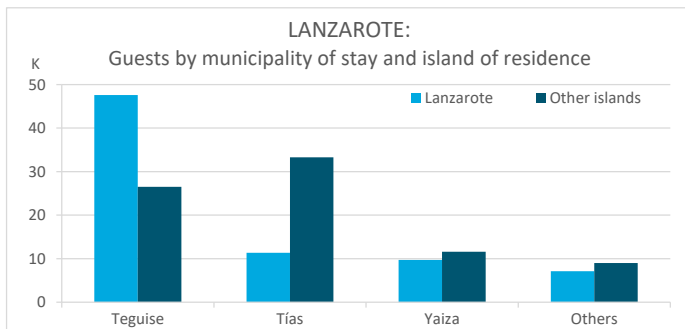
Canary Islands residents staying in tourist accommodation by municipality of stay and island of residence

LANZAROTE

2017	Lanzarote	Fuerteventura	Gran Canaria	Tenerife	La Gomera	La Palma	El Hierro	Canary Islands
Teguise	47,574	3,644	19,845	2,656	16	183	172	74,090
Tías	11,351	2,353	17,893	7,444	95	5,379	106	44,621
Yaiza	9,688	1,041	6,001	4,385	0	165	0	21,280
Others	7,133	4,592	3,342	350	0	530	169	16,116
Lanzarote	75,746	11,630	47,081	14,835	111	6,257	447	156,107
- Home island share	48.5%	7.5%	30.2%	9.5%	0.1%	4.0%	0.3%	100%

FUERTEVENTURA

2017	Lanzarote	Fuerteventura	Gran Canaria	Tenerife	La Gomera	La Palma	El Hierro	Canary Islands
Antigua	3,268	10,985	20,594	1,055	0	0	0	35,902
La Oliva	8,530	8,147	6,230	13,810	7	58	24	36,806
Pájara	2,831	12,803	31,011	9,036	0	752	2	56,435
Others	1,657	1,365	14,702	842	0	281	0	18,847
Fuerteventura	16,286	33,300	72,537	24,743	7	1,091	26	147,990
- Home island share	11.0%	22.5%	49.0%	16.7%	0.0%	0.7%	0.0%	100%

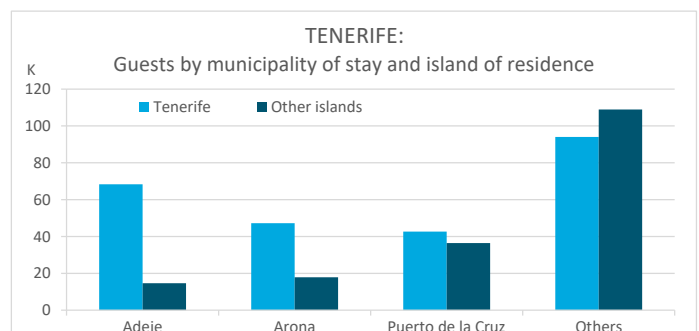
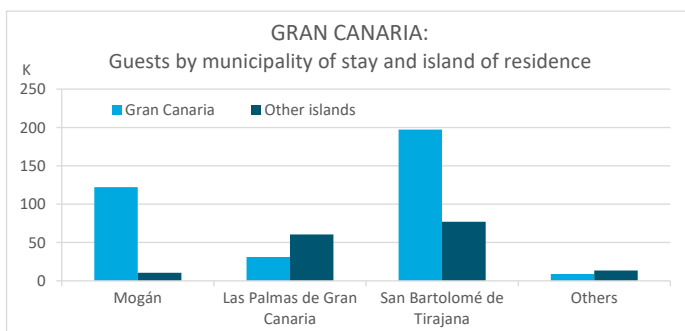


GRAN CANARIA

2017	Lanzarote	Fuerteventura	Gran Canaria	Tenerife	La Gomera	La Palma	El Hierro	Canary Islands
Mogán	4,123	2,037	122,183	4,244	0	96	0	132,683
Las Palmas de Gran Canaria	13,198	7,164	31,007	32,746	2,002	4,665	867	91,649
San Bartolomé de Tirajana	13,087	1,146	197,255	36,460	2	26,427	0	274,377
Others	2,632	1,887	9,035	7,175	423	962	362	22,476
Gran Canaria	33,040	12,234	359,480	80,625	2,427	32,150	1,229	521,185
- Home island share	6.3%	2.3%	69.0%	15.5%	0.5%	6.2%	0.2%	100%

TENERIFE

2017	Lanzarote	Fuerteventura	Gran Canaria	Tenerife	La Gomera	La Palma	El Hierro	Canary Islands
Adeje	315	654	3,839	68,387	1,380	4,156	4,282	83,013
Arona	501	857	6,937	47,190	779	1,651	7,136	65,051
Puerto de la Cruz	1,922	2,189	16,171	42,711	1,719	8,626	5,769	79,107
Others	5,547	5,677	46,326	94,056	10,538	34,340	6,512	202,996
Tenerife	8,285	9,377	73,273	252,344	14,416	48,773	23,699	430,167
- Home island share	1.9%	2.2%	17.0%	58.7%	3.4%	11.3%	5.5%	100%



2017 Domestic tourism

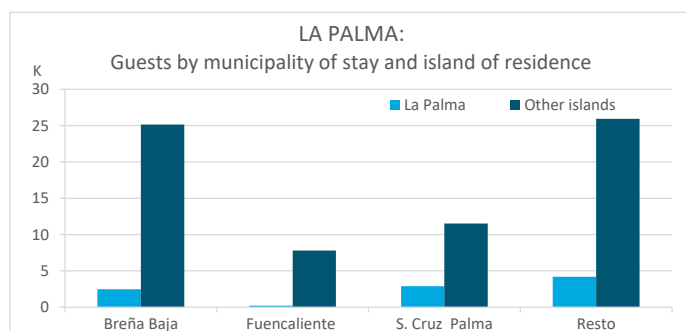
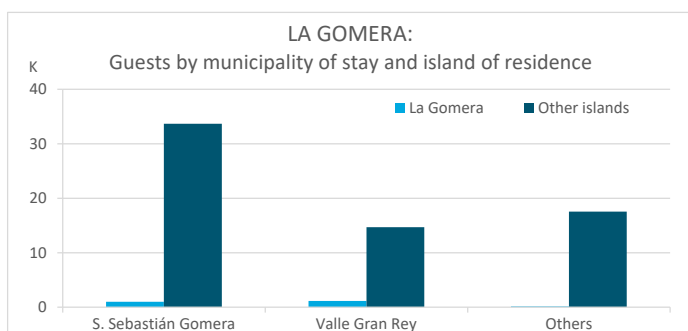
Canary Islands residents staying in tourist accommodation by municipality of stay and island of residence

LA GOMERA

2017	Lanzarote	Fuerteventura	Gran Canaria	Tenerife	La Gomera	La Palma	El Hierro	Canary Islands
S. Sebastián de La Gomera	168	185	1,377	31,024	1,010	854	66	34,684
Valle Gran Rey	3	5	2,394	12,159	1,128	134	1	15,824
Others	17	24	1,172	15,834	114	506	0	17,667
La Gomera	188	214	4,943	59,017	2,252	1,494	67	68,175
- Home island share	0.3%	0.3%	7.3%	86.6%	3.3%	2.2%	0.1%	100%

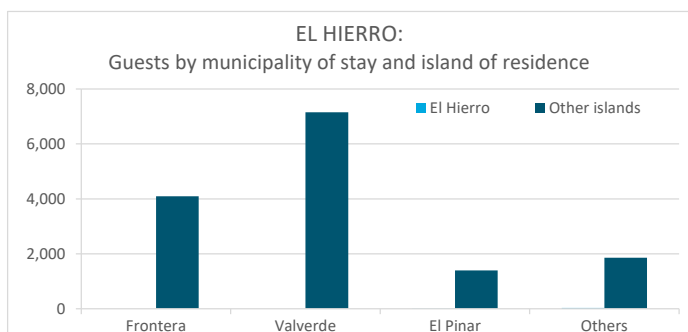
LA PALMA

2017	Lanzarote	Fuerteventura	Gran Canaria	Tenerife	La Gomera	La Palma	El Hierro	Canary Islands
Breña Baja	1,532	453	5,361	17,412	305	2,456	86	27,605
Fuencaliente	34	11	128	7,607	6	222	6	8,014
S. Cruz de La Palma	1,733	778	2,256	6,014	633	2,883	109	14,406
Others	1,109	433	7,902	16,042	257	4,184	190	30,117
La Palma	4,408	1,675	15,647	47,075	1,201	9,745	391	80,142
- Home island share	5.5%	2.1%	19.5%	58.7%	1.5%	12.2%	0.5%	100%



EL HIERRO

2017	Lanzarote	Fuerteventura	Gran Canaria	Tenerife	La Gomera	La Palma	El Hierro	Canary Islands
Frontera	69	0	3,225	143	249	405	0	4,091
Valverde	113	26	1,253	5,265	224	268	0	7,149
El Pinar	213	40	341	634	101	67	1	1,397
Others	16	17	656	1,126	4	38	29	1,886
El Hierro	411	83	5,475	7,168	578	778	30	14,523
- Home island share	2.8%	0.6%	37.7%	49.4%	4.0%	5.4%	0.2%	100%



Length of stay: Canary Islands residents by island of stay

