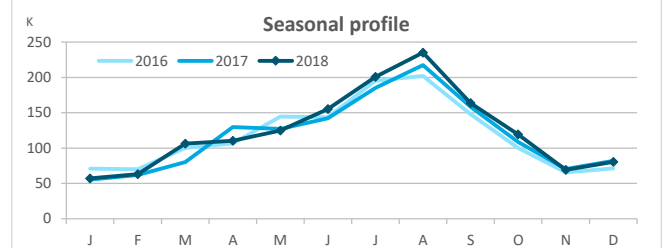
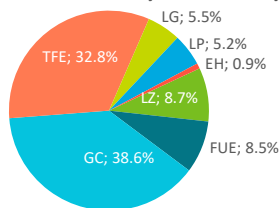


2018 Domestic tourism

Canary Islands residents staying in tourist accommodation by island of stay

	Lanzarote	Fuerteventura	Gran Canaria	Tenerife	La Gomera	La Palma	El Hierro	Canary Islands
2017	156,107	147,990	521,185	430,167	68,175	80,142	14,523	1,418,289
2018	129,244	125,738	573,141	486,967	81,192	77,084	12,692	1,486,058
% residents in the island	43.0%	23.1%	72.2%	61.6%	2.7%	34.4%	8.6%	100%
Change, 18-17	-26,863	-22,252	51,956	56,800	13,017	-3,058	-1,831	67,769
Change, % 18-17	-17.2%	-15.0%	10.0%	13.2%	19.1%	-3.8%	-12.6%	4.8%

Canary Islands residents by island of stay (2018)



Canary Islands residents staying in tourist accommodation by island of residence and island of stay

ISLAND OF STAY

2018	Lanzarote	Fuerteventura	Gran Canaria	Tenerife	La Gomera	La Palma	El Hierro	Canary Islands
Lanzarote	55,608	10,405	34,119	16,144	156	4,500	285	121,217
Fuerteventura	10,494	29,107	13,610	4,131	149	2,765	84	60,340
Gran Canaria	36,666	57,768	413,943	89,730	4,731	13,868	1,674	618,380
Tenerife	22,062	23,476	72,744	299,992	72,264	21,903	8,098	520,539
La Gomera	104	58	4,155	13,987	2,215	4,869	146	25,534
La Palma	3,663	4,885	29,422	51,545	823	26,504	1,318	118,160
El Hierro	647	39	5,148	11,438	854	2,675	1,087	21,888
Canary Islands	129,244	125,738	573,141	486,967	81,192	77,084	12,692	1,486,058

Change, 18-17	Lanzarote	Fuerteventura	Gran Canaria	Tenerife	La Gomera	La Palma	El Hierro	Canary Islands
Lanzarote	-26.6%	-36.1%	3.3%	94.9%	-17.0%	2.1%	-30.7%	-12.4%
Fuerteventura	-9.8%	-12.6%	11.2%	-55.9%	-30.4%	65.1%	1.2%	-11.9%
Gran Canaria	-22.1%	-20.4%	15.2%	22.5%	-4.3%	-11.4%	-69.4%	6.9%
Tenerife	48.7%	-5.1%	-9.8%	18.9%	22.4%	-53.5%	13.0%	7.1%
La Gomera	-6.3%	728.6%	71.2%	-3.0%	-1.6%	305.4%	-74.7%	21.6%
La Palma	-41.5%	347.8%	-8.5%	5.7%	-44.9%	172.0%	69.4%	17.8%
El Hierro	44.7%	50.0%	318.9%	-51.7%	1174.6%	584.1%	3523.3%	-15.5%
Canary Islands	-17.2%	-15.0%	10.0%	13.2%	19.1%	-3.8%	-12.6%	4.8%

Canary Islands residents travelling to other islands (residents of each island are excluded)

2018	Lanzarote	Fuerteventura	Gran Canaria	Tenerife	La Gomera	La Palma	El Hierro	Canary Islands
Outbound tourism	65,609	31,233	204,437	220,547	23,319	91,656	20,801	657,602
Change, % 18-17	4.8%	-11.3%	-6.6%	-5.5%	24.4%	1.2%	-19.6%	-4.1%
Inbound tourism	73,636	96,631	159,198	186,975	78,977	50,580	11,605	657,602
Change, % 18-17	-8.4%	-15.7%	-1.6%	5.1%	19.8%	-28.2%	-19.9%	-4.1%
Net balance	8,027	65,398	-45,239	-33,572	55,658	-41,076	-9,196	0

Distribution by island of residence

ISLAND OF STAY

2018	Lanzarote	Fuerteventura	Gran Canaria	Tenerife	La Gomera	La Palma	El Hierro	Canary Islands
Lanzarote	43.0%	8.3%	6.0%	3.3%	0.2%	5.8%	2.2%	8.2%
Fuerteventura	8.1%	23.1%	2.4%	0.8%	0.2%	3.6%	0.7%	4.1%
Gran Canaria	28.4%	45.9%	72.2%	18.4%	5.8%	18.0%	13.2%	41.6%
Tenerife	17.1%	18.7%	12.7%	61.6%	89.0%	28.4%	63.8%	35.0%
La Gomera	0.1%	0.0%	0.7%	2.9%	2.7%	6.3%	1.2%	1.7%
La Palma	2.8%	3.9%	5.1%	10.6%	1.0%	34.4%	10.4%	8.0%
El Hierro	0.5%	0.0%	0.9%	2.3%	1.1%	3.5%	8.6%	1.5%
Canary Islands	100%	100%	100%	100%	100%	100%	100%	100%

Distribution by island of stay

ISLAND OF STAY

2018	Lanzarote	Fuerteventura	Gran Canaria	Tenerife	La Gomera	La Palma	El Hierro	Canary Islands
Lanzarote	45.9%	8.6%	28.1%	13.3%	0.1%	3.7%	0.2%	100%
Fuerteventura	17.4%	48.2%	22.6%	6.8%	0.2%	4.6%	0.1%	100%
Gran Canaria	5.9%	9.3%	66.9%	14.5%	0.8%	2.2%	0.3%	100%
Tenerife	4.2%	4.5%	14.0%	57.6%	13.9%	4.2%	1.6%	100%
La Gomera	0.4%	0.2%	16.3%	54.8%	8.7%	19.1%	0.6%	100%
La Palma	3.1%	4.1%	24.9%	43.6%	0.7%	22.4%	1.1%	100%
El Hierro	3.0%	0.2%	23.5%	52.3%	3.9%	12.2%	5.0%	100%
Canary Islands	8.7%	8.5%	38.6%	32.8%	5.5%	5.2%	0.9%	100%

2018 Domestic tourism

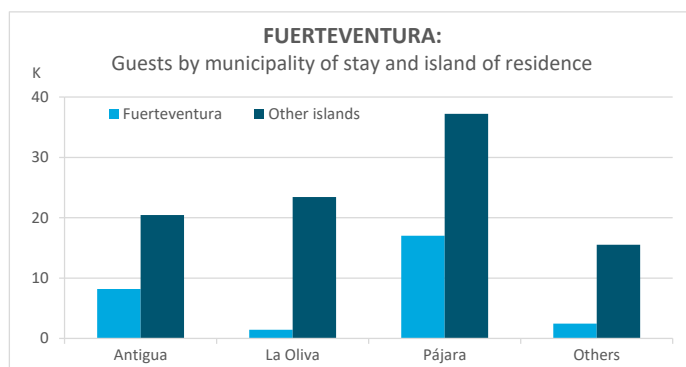
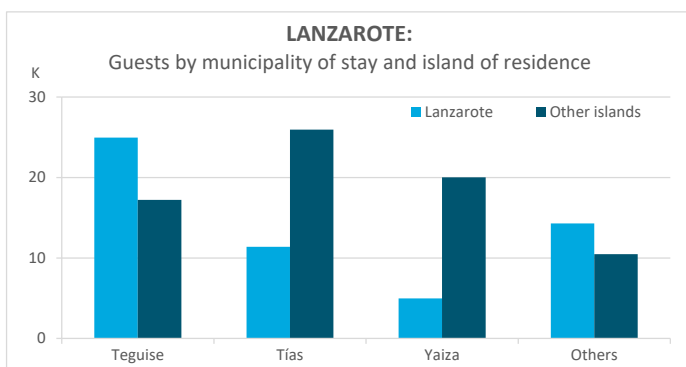
Canary Islands residents staying in tourist accommodation by municipality of stay and island of residence

LANZAROTE

2018	Lanzarote	Fuerteventura	Gran Canaria	Tenerife	La Gomera	La Palma	El Hierro	Canary Islands
Teguise	24,951	1,493	10,599	3,892	18	1,202	4	42,159
Tías	11,389	4,064	13,157	8,037	41	578	72	37,338
Yaiza	4,965	794	8,730	8,728	0	1,759	0	24,976
Others	14,303	4,143	4,180	1,405	45	124	571	24,771
Lanzarote	55,608	10,494	36,666	22,062	104	3,663	647	129,244
- Home island share	43.0%	8.1%	28.4%	17.1%	0.1%	2.8%	0.5%	100%

FUERTEVENTURA

2018	Lanzarote	Fuerteventura	Gran Canaria	Tenerife	La Gomera	La Palma	El Hierro	Canary Islands
Antigua	2,019	8,182	15,022	3,410	0	0	0	28,633
La Oliva	3,789	1,444	3,013	13,484	30	3,120	9	24,889
Pájara	2,009	17,025	26,996	6,405	25	1,763	30	54,253
Others	2,588	2,456	12,737	177	3	2	0	17,963
Fuerteventura	10,405	29,107	57,768	23,476	58	4,885	39	125,738
- Home island share	8.3%	23.1%	45.9%	18.7%	0.0%	3.9%	0.0%	100%

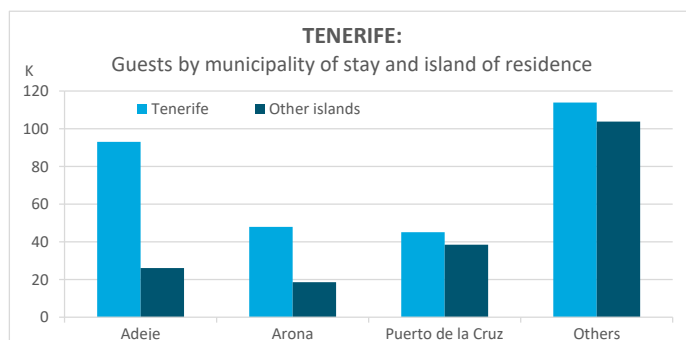
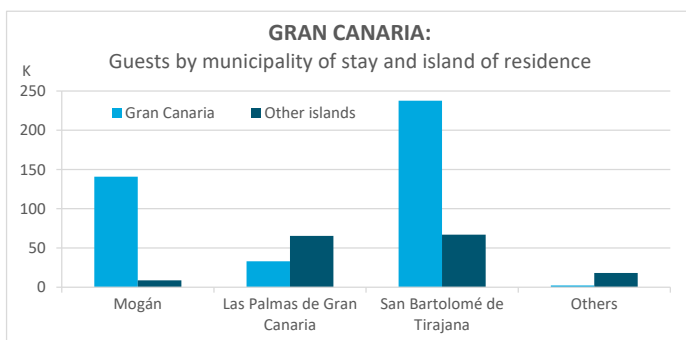


GRAN CANARIA

2018	Lanzarote	Fuerteventura	Gran Canaria	Tenerife	La Gomera	La Palma	El Hierro	Canary Islands
Mogán	1,988	1,163	140,904	5,629	0	8	0	149,692
Las Palmas de Gran Canaria	12,836	7,273	33,137	34,883	2,890	5,046	2,484	98,549
San Bartolomé de Tirajana	15,614	1,999	237,750	25,359	52	22,338	1,591	304,703
Others	3,681	3,175	2,152	6,873	1,213	2,030	1,073	20,197
Gran Canaria	34,119	13,610	413,943	72,744	4,155	29,422	5,148	573,141
- Home island share	6.0%	2.4%	72.2%	12.7%	0.7%	5.1%	0.9%	100%

TENERIFE

2018	Lanzarote	Fuerteventura	Gran Canaria	Tenerife	La Gomera	La Palma	El Hierro	Canary Islands
Adeje	1,987	625	10,073	93,056	526	11,105	1,720	119,092
Arona	144	69	12,619	47,919	2,608	868	2,323	66,550
Puerto de la Cruz	3,353	955	20,318	45,149	2,880	7,155	3,839	83,649
Others	10,660	2,482	46,720	113,868	7,973	32,417	3,556	217,676
Tenerife	16,144	4,131	89,730	299,992	13,987	51,545	11,438	486,967
- Home island share	3.3%	0.8%	18.4%	61.6%	2.9%	10.6%	2.3%	100%



2018 Domestic tourism

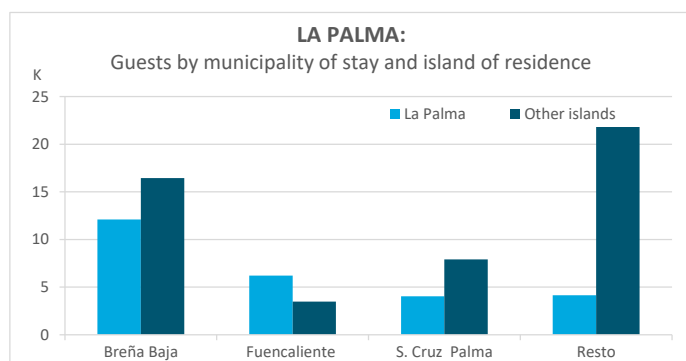
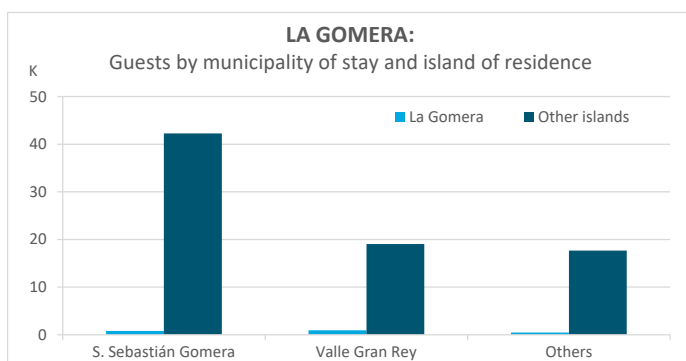
Canary Islands residents staying in tourist accommodation by municipality of stay and island of residence

LA GOMERA

2018	Lanzarote	Fuerteventura	Gran Canaria	Tenerife	La Gomera	La Palma	El Hierro	Canary Islands
S. Sebastián de La Gomera	168	185	1,377	31,024	1,010	854	66	34,684
Valle Gran Rey	3	5	2,394	12,159	1,128	134	1	15,824
Others	17	24	1,172	15,834	114	506	0	17,667
La Gomera	188	214	4,943	59,017	2,252	1,494	67	68,175
- Home island share	0.3%	0.3%	7.3%	86.6%	3.3%	2.2%	0.1%	100%

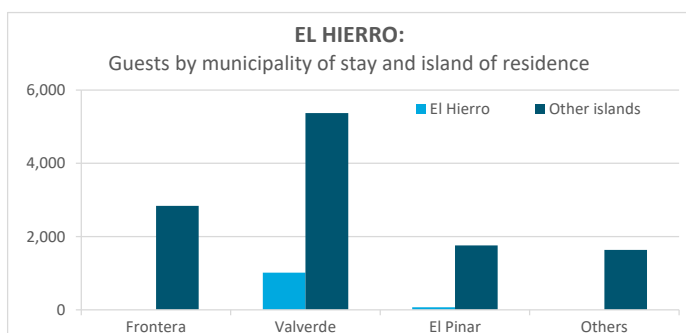
LA PALMA

2018	Lanzarote	Fuerteventura	Gran Canaria	Tenerife	La Gomera	La Palma	El Hierro	Canary Islands
Breña Baja	1,532	453	5,361	17,412	305	2,456	86	27,605
Fuencaliente	34	11	128	7,607	6	222	6	8,014
S. Cruz de La Palma	1,733	778	2,256	6,014	633	2,883	109	14,406
Others	1,109	433	7,902	16,042	257	4,184	190	30,117
La Palma	4,408	1,675	15,647	47,075	1,201	9,745	391	80,142
- Home island share	5.5%	2.1%	19.5%	58.7%	1.5%	12.2%	0.5%	100%



EL HIERRO

2018	Lanzarote	Fuerteventura	Gran Canaria	Tenerife	La Gomera	La Palma	El Hierro	Canary Islands
Frontera	69	0	3,225	143	249	405	0	4,091
Valverde	113	26	1,253	5,265	224	268	0	7,149
El Pinar	213	40	341	634	101	67	1	1,397
Others	16	17	656	1,126	4	38	29	1,886
El Hierro	411	83	5,475	7,168	578	778	30	14,523
- Home island share	2.8%	0.6%	37.7%	49.4%	4.0%	5.4%	0.2%	100%



Length of stay: Canary Islands residents by island of stay

