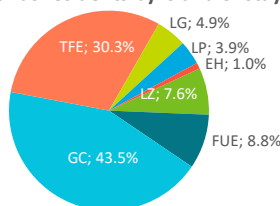


2019 Domestic tourism

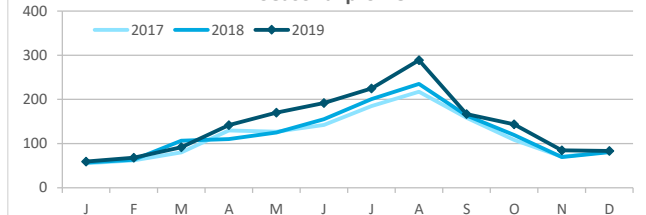
Canary Islands residents staying in tourist accommodation by island of stay

	Lanzarote	Fuerteventura	Gran Canaria	Tenerife	La Gomera	La Palma	El Hierro	Canary Islands
2018	129,244	125,738	573,141	486,967	81,192	77,084	12,692	1,486,058
2019	130,333	151,317	746,158	519,935	84,567	66,407	16,394	1,715,111
% residents in the island	30.8%	16.3%	57.8%	65.2%	2.0%	40.8%	10.7%	100%
Change, 19-18	1,089	25,579	173,017	32,968	3,375	-10,677	3,702	229,053
Change, % 19-18	0.8%	20.3%	30.2%	6.8%	4.2%	-13.9%	29.2%	15.4%

Canary Islands residents by island of stay (2019)



Seasonal profile



Canary Islands residents staying in tourist accommodation by island of residence and island of stay

		ISLAND OF STAY							
		Lanzarote	Fuerteventura	Gran Canaria	Tenerife	La Gomera	La Palma	El Hierro	Canary Islands
2019	Lanzarote	40,146	8,148	61,268	6,299	94	4,516	153	120,624
	Fuerteventura	8,750	24,630	69,260	6,809	101	1,763	163	111,476
	Gran Canaria	44,178	71,652	431,618	66,387	3,437	9,160	2,155	628,587
	Tenerife	23,610	35,814	127,927	339,134	78,319	21,917	11,143	637,864
	La Gomera	433	126	25,120	16,870	1,701	1,638	243	46,131
	La Palma	12,944	9,609	25,087	68,641	753	27,097	788	144,919
	El Hierro	272	1,338	5,878	15,795	162	316	1,749	25,510
	Canary Islands	130,333	151,317	746,158	519,935	84,567	66,407	16,394	1,715,111
Change, 19-18%	Lanzarote	-27.8%	-21.7%	79.6%	-61.0%	-39.7%	0.4%	-46.3%	-0.5%
	Fuerteventura	-16.6%	-15.4%	408.9%	64.8%	-32.2%	-36.2%	94.0%	84.7%
	Gran Canaria	20.5%	24.0%	4.3%	-26.0%	-27.4%	-33.9%	28.7%	1.7%
	Tenerife	7.0%	52.6%	75.9%	13.0%	8.4%	0.1%	37.6%	22.5%
	La Gomera	316.3%	117.2%	504.6%	20.6%	-23.2%	-66.4%	66.4%	80.7%
	La Palma	253.4%	96.7%	-14.7%	33.2%	-8.5%	2.2%	-40.2%	22.6%
	El Hierro	-58.0%	3330.8%	14.2%	38.1%	-81.0%	-88.2%	60.9%	16.5%
	Canary Islands	0.8%	20.3%	30.2%	6.8%	4.2%	-13.9%	29.2%	15.4%

Canary Islands residents travelling to other islands (residents of each island are excluded)

	Lanzarote	Fuerteventura	Gran Canaria	Tenerife	La Gomera	La Palma	El Hierro	Canary Islands
2019								
Outbound tourism	80,478	86,846	196,969	298,730	44,430	117,822	23,761	849,036
Change, % 19-18	22.7%	178.1%	-3.7%	35.4%	90.5%	28.5%	14.2%	29.1%
Inbound tourism	90,187	126,687	314,540	180,801	82,866	39,310	14,645	849,036
Change, % 19-18	22.5%	31.1%	97.6%	-3.3%	4.9%	-22.3%	26.2%	29.1%
Net balance	9,709	39,841	117,571	-117,929	38,436	-78,512	-9,116	0

Distribution by island of residence

		ISLAND OF STAY							
		Lanzarote	Fuerteventura	Gran Canaria	Tenerife	La Gomera	La Palma	El Hierro	Canary Islands
2019	Lanzarote	30.8%	5.4%	8.2%	1.2%	0.1%	6.8%	0.9%	7.0%
	Fuerteventura	6.7%	16.3%	9.3%	1.3%	0.1%	2.7%	1.0%	6.5%
	Gran Canaria	33.9%	47.4%	57.8%	12.8%	4.1%	13.8%	13.1%	36.6%
	Tenerife	18.1%	23.7%	17.1%	65.2%	92.6%	33.0%	68.0%	37.2%
	La Gomera	0.3%	0.1%	3.4%	3.2%	2.0%	2.5%	1.5%	2.7%
	La Palma	9.9%	6.4%	3.4%	13.2%	0.9%	40.8%	4.8%	8.4%
	El Hierro	0.2%	0.9%	0.8%	3.0%	0.2%	0.5%	10.7%	1.5%
	Canary Islands	100%	100%	100%	100%	100%	100%	100%	100%

Distribution by island of stay

		ISLAND OF STAY							
		Lanzarote	Fuerteventura	Gran Canaria	Tenerife	La Gomera	La Palma	El Hierro	Canary Islands
2019	Lanzarote	33.3%	6.8%	50.8%	5.2%	0.1%	3.7%	0.1%	100%
	Fuerteventura	7.8%	22.1%	62.1%	6.1%	0.1%	1.6%	0.1%	100%
	Gran Canaria	7.0%	11.4%	68.7%	10.6%	0.5%	1.5%	0.3%	100%
	Tenerife	3.7%	5.6%	20.1%	53.2%	12.3%	3.4%	1.7%	100%
	La Gomera	0.9%	0.3%	54.5%	36.6%	3.7%	3.6%	0.5%	100%
	La Palma	8.9%	6.6%	17.3%	47.4%	0.5%	18.7%	0.5%	100%
	El Hierro	1.1%	5.2%	23.0%	61.9%	0.6%	1.2%	6.9%	100%
	Canary Islands	7.6%	8.8%	43.5%	30.3%	4.9%	3.9%	1.0%	100%

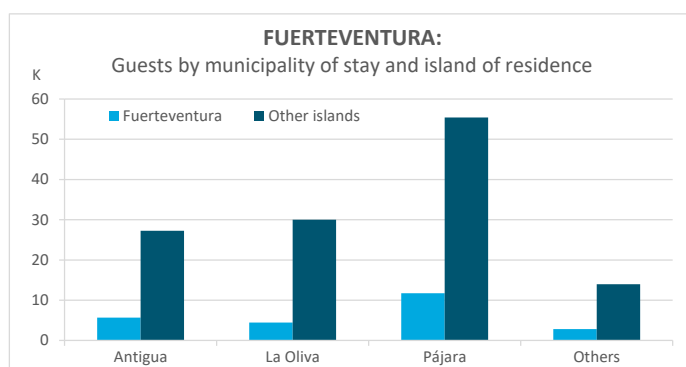
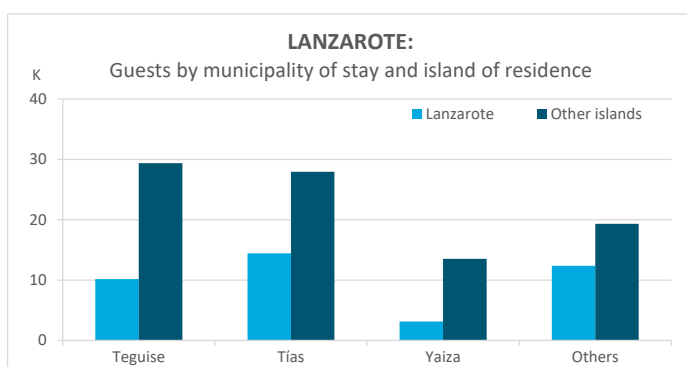
Canary Islands residents staying in tourist accommodation by municipality of stay and island of residence

LANZAROTE

2019	Lanzarote	Fuerteventura	Gran Canaria	Tenerife	La Gomera	La Palma	El Hierro	Canary Islands
Teguise	10,173	2,613	11,695	7,723	415	6,883	58	39,560
Tías	14,454	4,590	13,741	9,221	0	341	51	42,398
Yaiza	3,140	378	5,540	3,180	1	4,399	33	16,671
Others	12,379	1,169	13,202	3,486	17	1,321	130	31,704
Lanzarote	40,146	8,750	44,178	23,610	433	12,944	272	130,333
- Home island share	30.8%	6.7%	33.9%	18.1%	0.3%	9.9%	0.2%	100%

FUERTEVENTURA

2019	Lanzarote	Fuerteventura	Gran Canaria	Tenerife	La Gomera	La Palma	El Hierro	Canary Islands
Antigua	1,289	5,666	9,418	16,552	3	3	6	32,937
La Oliva	1,419	4,433	16,663	8,502	0	3,438	0	34,455
Pájara	2,685	11,717	34,915	10,323	123	6,050	1,332	67,145
Others	2,755	2,814	10,656	437	0	118	0	16,780
Fuerteventura	8,148	24,630	71,652	35,814	126	9,609	1,338	151,317
- Home island share	5.4%	16.3%	47.4%	23.7%	0.1%	6.4%	0.9%	100%

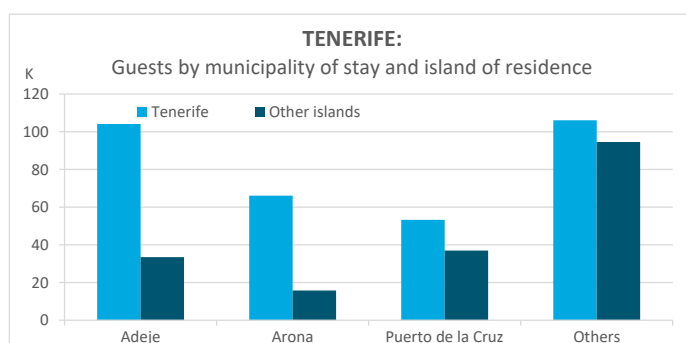
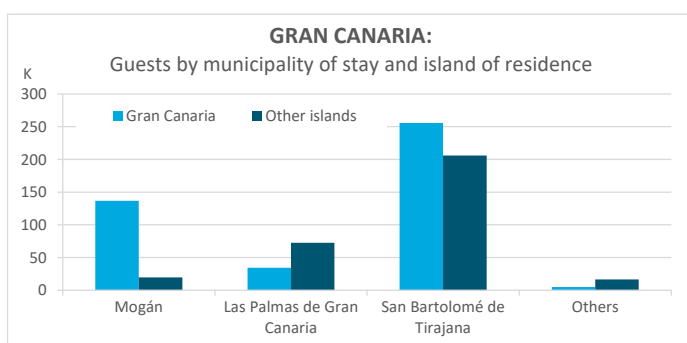


GRAN CANARIA

2019	Lanzarote	Fuerteventura	Gran Canaria	Tenerife	La Gomera	La Palma	El Hierro	Canary Islands
Mogán	2,316	14,127	136,660	2,684	0	479	0	156,266
Las Palmas de Gran Canaria	16,728	9,341	34,210	32,587	3,382	7,918	2,643	106,809
San Bartolomé de Tirajana	38,555	42,875	255,743	86,846	20,576	14,571	2,479	461,645
Others	3,669	2,917	5,005	5,810	1,162	2,119	756	21,438
Gran Canaria	61,268	69,260	431,618	127,927	25,120	25,087	5,878	746,158
- Home island share	8.2%	9.3%	57.8%	17.1%	3.4%	3.4%	0.8%	100%

TENERIFE

2019	Lanzarote	Fuerteventura	Gran Canaria	Tenerife	La Gomera	La Palma	El Hierro	Canary Islands
Adeje	215	635	8,244	113,762	86	18,426	5,891	147,259
Arona	381	172	8,242	66,069	1,853	4,321	804	81,842
Puerto de la Cruz	2,217	2,006	16,128	53,216	4,692	10,600	1,336	90,195
Others	3,486	3,996	33,773	106,087	10,239	35,294	7,764	200,639
Tenerife	6,299	6,809	66,387	339,134	16,870	68,641	15,795	519,935
- Home island share	1.2%	1.3%	12.8%	65.2%	3.2%	13.2%	3.0%	100%



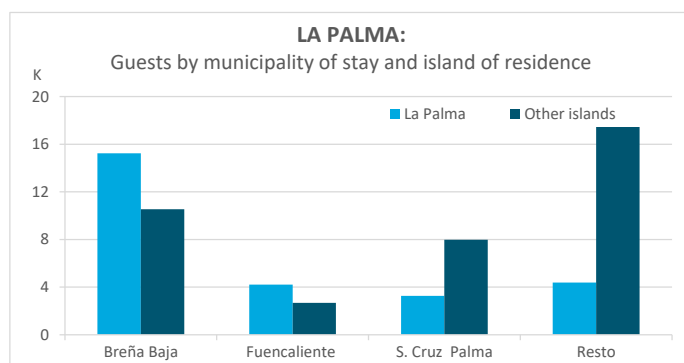
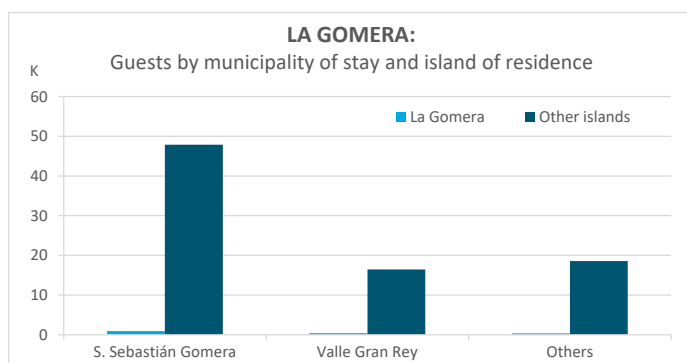
Canary Islands residents staying in tourist accommodation by municipality of stay and island of residence

LA GOMERA

2019	Lanzarote	Fuerteventura	Gran Canaria	Tenerife	La Gomera	La Palma	El Hierro	Canary Islands
S. Sebastián de La Gomera	58	56	1,039	46,308	899	283	105	48,748
Valle Gran Rey	15	12	1,277	14,748	432	400	13	16,897
Others	21	33	1,121	17,263	370	70	44	18,922
La Gomera	94	101	3,437	78,319	1,701	753	162	84,567
- Home island share	0.1%	0.1%	4.1%	92.6%	2.0%	0.9%	0.2%	100%

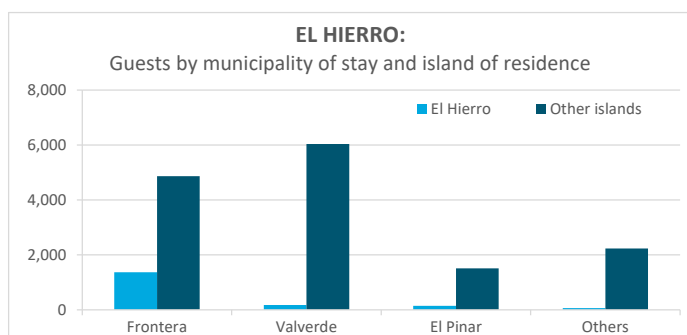
LA PALMA

2019	Lanzarote	Fuerteventura	Gran Canaria	Tenerife	La Gomera	La Palma	El Hierro	Canary Islands
Breña Baja	906	145	3,463	5,754	268	15,234	0	25,770
Fuencaliente	95	23	489	2,047	17	4,206	13	6,890
S. Cruz de La Palma	1,908	828	1,502	2,890	719	3,269	138	11,254
Others	1,607	767	3,706	11,226	634	4,388	165	22,493
La Palma	4,516	1,763	9,160	21,917	1,638	27,097	316	66,407
- Home island share	6.8%	2.7%	13.8%	33.0%	2.5%	40.8%	0.5%	100%



EL HIERRO

2019	Lanzarote	Fuerteventura	Gran Canaria	Tenerife	La Gomera	La Palma	El Hierro	Canary Islands
Frontera	40	0	203	4,276	8	339	1,366	6,232
Valverde	7	4	802	5,066	54	104	177	6,214
El Pinar	59	120	554	777	0	0	146	1,656
Others	47	39	596	1,024	181	345	60	2,292
El Hierro	153	163	2,155	11,143	243	788	1,749	16,394
- Home island share	0.9%	1.0%	13.1%	68.0%	1.5%	4.8%	10.7%	100%



Length of stay: Canary Islands residents by island of stay

