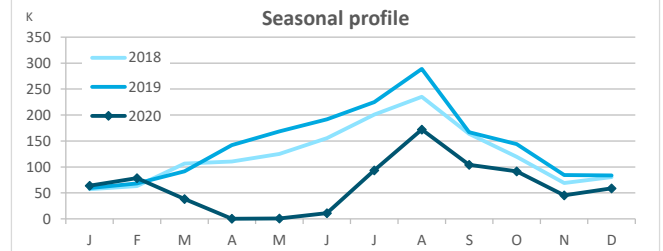
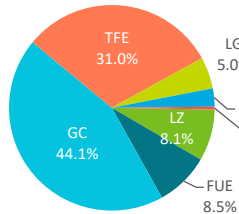


## Canary Islands residents staying in tourist accommodation by island of stay

	Lanzarote	Fuerteventura	Gran Canaria	Tenerife	La Gomera	La Palma	El Hierro	Canary Islands
2019	130,282	151,317	744,702	519,935	84,567	66,407	16,394	1,713,604
2020	61,561	64,418	334,183	234,800	37,633	21,811	3,323	757,729
% residents in the island	27.3%	43.2%	68.7%	69.8%	6.5%	30.2%	3.4%	100%
Change, 20-19	-68,721	-86,899	-410,519	-285,135	-46,934	-44,596	-13,071	-955,875
Change, % 20-19	-52.7%	-57.4%	-55.1%	-54.8%	-55.5%	-67.2%	-79.7%	-55.8%

Canary Islands residents by island of stay (2020)



## Canary Islands residents staying in tourist accommodation by island of residence and island of stay

ISLAND OF STAY

2020	Lanzarote	Fuerteventura	Gran Canaria	Tenerife	La Gomera	La Palma	El Hierro	Canary Islands
Lanzarote	<b>16,816</b>	3,416	17,375	4,592	64	506	9	42,778
Fuerteventura	7,836	<b>27,856</b>	19,317	2,398	209	820	11	58,447
Gran Canaria	23,077	12,616	<b>229,550</b>	23,854	2,903	4,919	806	297,725
Tenerife	9,488	14,693	47,498	<b>163,817</b>	31,356	7,695	1,881	276,428
La Gomera	37	533	6,802	5,513	<b>2,450</b>	462	32	15,829
La Palma	4,190	5,169	12,946	28,998	598	<b>6,591</b>	471	58,963
El Hierro	117	135	695	5,628	53	818	<b>113</b>	7,559
Canary Islands	<b>61,561</b>	<b>64,418</b>	<b>334,183</b>	<b>234,800</b>	<b>37,633</b>	<b>21,811</b>	<b>3,323</b>	<b>757,729</b>
Change, 20-19%								
Lanzarote	<b>-58.1%</b>	-58.1%	-71.6%	-27.1%	-31.9%	-88.8%	-94.1%	-64.5%
Fuerteventura	-10.4%	<b>13.1%</b>	-72.1%	-64.8%	106.9%	-53.5%	-93.3%	-47.6%
Gran Canaria	-47.7%	-82.4%	<b>-46.8%</b>	-64.1%	-15.5%	-46.3%	-62.6%	-52.6%
Tenerife	-59.8%	-59.0%	-62.4%	<b>-51.7%</b>	-60.0%	-64.9%	-83.1%	-56.6%
La Gomera	-91.5%	323.0%	-72.9%	-67.3%	<b>44.0%</b>	-71.8%	-86.8%	-65.7%
La Palma	-67.6%	-46.2%	-48.4%	-57.8%	-20.6%	<b>-75.7%</b>	-40.2%	-59.3%
El Hierro	-57.0%	-89.9%	-88.2%	-64.4%	-67.3%	158.9%	<b>-93.5%</b>	-70.4%
Canary Islands	<b>-52.7%</b>	<b>-57.4%</b>	<b>-55.1%</b>	<b>-54.8%</b>	<b>-55.5%</b>	<b>-67.2%</b>	<b>-79.7%</b>	<b>-55.8%</b>

## Canary Islands residents travelling to other islands (residents of each island are excluded)

2020	Lanzarote	Fuerteventura	Gran Canaria	Tenerife	La Gomera	La Palma	El Hierro	Canary Islands
Outbound tourism	25,962	30,591	68,175	112,611	13,379	52,372	7,446	310,536
Change, % 20-19	-67.7%	-64.8%	-65.4%	-62.1%	-69.9%	-55.5%	-68.7%	-63.4%
Inbound tourism	44,745	36,562	104,633	70,983	35,183	15,220	3,210	310,536
Change, % 20-19	-50.4%	-71.1%	-66.6%	-60.7%	-57.5%	-61.3%	-78.1%	-63.4%
Net balance	18,783	5,971	36,458	-41,628	21,804	-37,152	-4,236	0

## Distribution by island of residence

ISLAND OF STAY

2020	Lanzarote	Fuerteventura	Gran Canaria	Tenerife	La Gomera	La Palma	El Hierro	Canary Islands
Lanzarote	<b>27.3%</b>	5.3%	5.2%	2.0%	0.2%	2.3%	0.3%	5.6%
Fuerteventura	12.7%	<b>43.2%</b>	5.8%	1.0%	0.6%	3.8%	0.3%	7.7%
Gran Canaria	37.5%	19.6%	<b>68.7%</b>	10.2%	7.7%	22.6%	24.3%	39.3%
Tenerife	15.4%	22.8%	14.2%	<b>69.8%</b>	83.3%	35.3%	56.6%	36.5%
La Gomera	0.1%	0.8%	2.0%	2.3%	<b>6.5%</b>	2.1%	1.0%	2.1%
La Palma	6.8%	8.0%	3.9%	12.4%	1.6%	<b>30.2%</b>	14.2%	7.8%
El Hierro	0.2%	0.2%	0.2%	2.4%	0.1%	3.8%	<b>3.4%</b>	1.0%
Canary Islands	<b>100%</b>	<b>100%</b>	<b>100%</b>	<b>100%</b>	<b>100%</b>	<b>100%</b>	<b>100%</b>	<b>100%</b>

## Distribution by island of stay

ISLAND OF STAY

2020	Lanzarote	Fuerteventura	Gran Canaria	Tenerife	La Gomera	La Palma	El Hierro	Canary Islands
Lanzarote	<b>39.3%</b>	8.0%	40.6%	10.7%	0.1%	1.2%	0.0%	100%
Fuerteventura	13.4%	<b>47.7%</b>	33.1%	4.1%	0.4%	1.4%	0.0%	100%
Gran Canaria	7.8%	4.2%	<b>77.1%</b>	8.0%	1.0%	1.7%	0.3%	100%
Tenerife	3.4%	5.3%	17.2%	<b>59.3%</b>	11.3%	2.8%	0.7%	100%
La Gomera	0.2%	3.4%	43.0%	34.8%	<b>15.5%</b>	2.9%	0.2%	100%
La Palma	7.1%	8.8%	22.0%	49.2%	1.0%	<b>11.2%</b>	0.8%	100%
El Hierro	1.5%	1.8%	9.2%	74.5%	0.7%	10.8%	<b>1.5%</b>	100%
Canary Islands	<b>8.1%</b>	<b>8.5%</b>	<b>44.1%</b>	<b>31.0%</b>	<b>5.0%</b>	<b>2.9%</b>	<b>0.4%</b>	<b>100%</b>

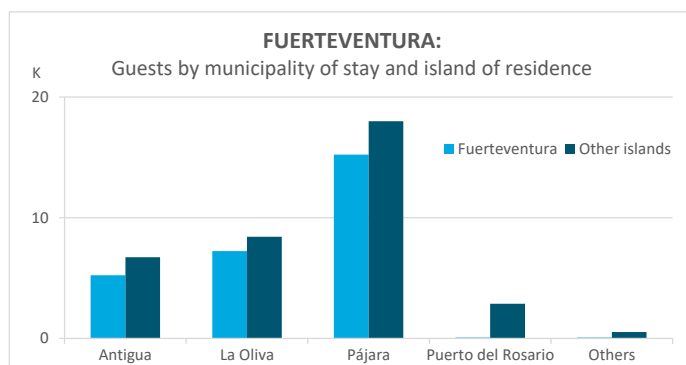
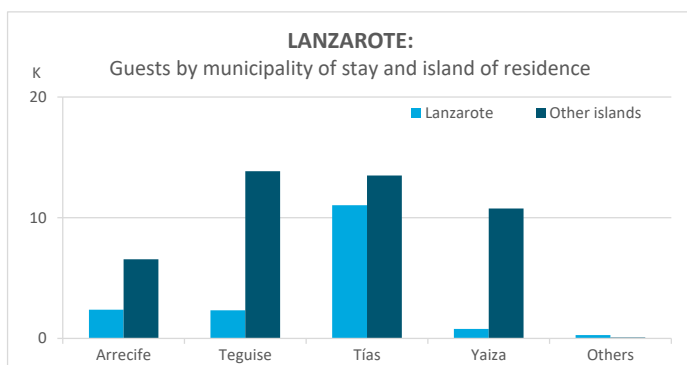
## Canary Islands residents staying in tourist accommodation by municipality of stay and island of residence

## LANZAROTE

2020	Lanzarote	Fuerteventura	Gran Canaria	Tenerife	La Gomera	La Palma	El Hierro	Canary Islands
Arrecife	2,384	1,636	3,358	1,555	0	0	0	8,933
Teguise	2,336	585	9,183	3,142	0	939	0	16,185
Tías	11,037	5,134	5,921	2,262	37	33	117	24,541
Yaiza	781	476	4,548	2,520	0	3,218	0	11,543
Others	278	5	67	9	0	0	0	359
<b>Lanzarote</b>	<b>16,816</b>	<b>7,836</b>	<b>23,077</b>	<b>9,488</b>	<b>37</b>	<b>4,190</b>	<b>117</b>	<b>61,561</b>
- Home island share	27.3%	12.7%	37.5%	15.4%	0.1%	6.8%	0.2%	100%

## FUERTEVENTURA

2020	Lanzarote	Fuerteventura	Gran Canaria	Tenerife	La Gomera	La Palma	El Hierro	Canary Islands
Antigua	493	5,239	2,783	3,459	0	0	0	11,974
La Oliva	440	7,239	966	5,953	0	1,064	0	15,662
Pájara	1,146	15,225	6,928	5,156	533	4,105	135	33,228
Puerto del Rosario	1,118	82	1,712	41	0	0	0	2,953
Others	219	71	227	84	0	0	0	601
<b>Fuerteventura</b>	<b>3,416</b>	<b>27,856</b>	<b>12,616</b>	<b>14,693</b>	<b>533</b>	<b>5,169</b>	<b>135</b>	<b>64,418</b>
- Home island share	5.3%	43.2%	19.6%	22.8%	0.8%	8.0%	0.2%	100%

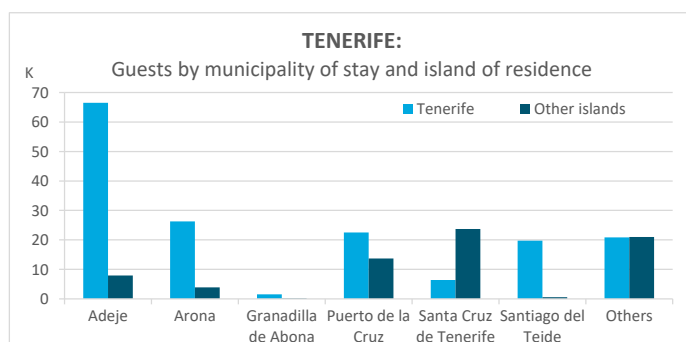
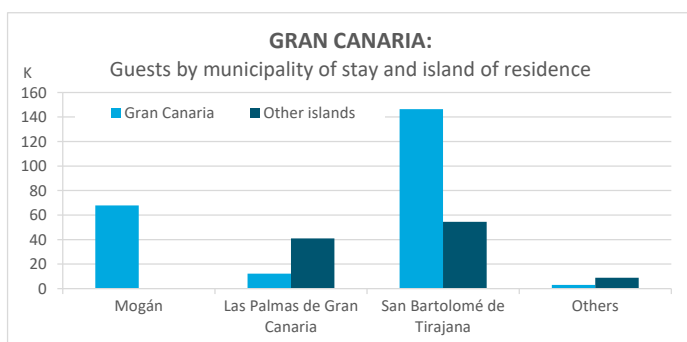


## GRAN CANARIA

2020	Lanzarote	Fuerteventura	Gran Canaria	Tenerife	La Gomera	La Palma	El Hierro	Canary Islands
Mogán	119	0	67,820	102	0	0	0	68,041
Las Palmas de Gran Canaria	9,612	6,169	12,242	17,376	2,469	4,886	507	53,261
San Bartolomé de Tirajana	4,975	11,420	146,501	26,519	4,242	7,303	11	200,971
Others	2,669	1,728	2,987	3,501	91	757	177	11,910
<b>Gran Canaria</b>	<b>17,375</b>	<b>19,317</b>	<b>229,550</b>	<b>47,498</b>	<b>6,802</b>	<b>12,946</b>	<b>695</b>	<b>334,183</b>
- Home island share	5.2%	5.8%	68.7%	14.2%	2.0%	3.9%	0.2%	100%

## TENERIFE

2020	Lanzarote	Fuerteventura	Gran Canaria	Tenerife	La Gomera	La Palma	El Hierro	Canary Islands
Adeje	1	1,137	2,567	66,507	5	3,865	383	74,465
Arona	138	62	1,621	26,284	94	1,762	198	30,159
Granadilla de Abona	0	0	176	1,528	0	3	0	1,707
Puerto de la Cruz	956	283	5,864	22,499	2,250	3,933	419	36,204
Santa Cruz de Tenerife	2,166	732	6,243	6,429	2,411	10,589	1,562	30,132
Santiago del Teide	112	90	202	19,721	51	0	85	20,261
Others	1,219	94	7,181	20,849	702	8,846	2,981	41,872
<b>Tenerife</b>	<b>4,592</b>	<b>2,398</b>	<b>23,854</b>	<b>163,817</b>	<b>5,513</b>	<b>28,998</b>	<b>5,628</b>	<b>234,800</b>
- Home island share	2.0%	1.0%	10.2%	69.8%	2.3%	12.4%	2.4%	100%



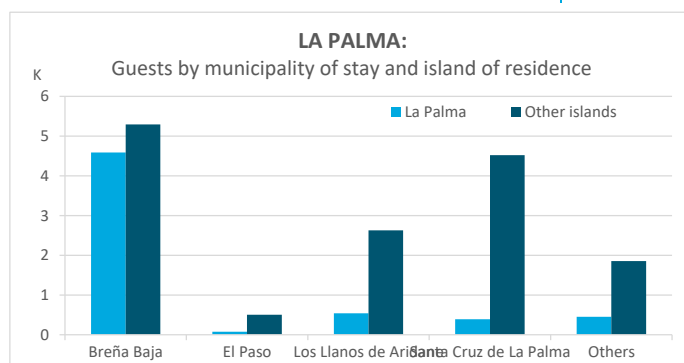
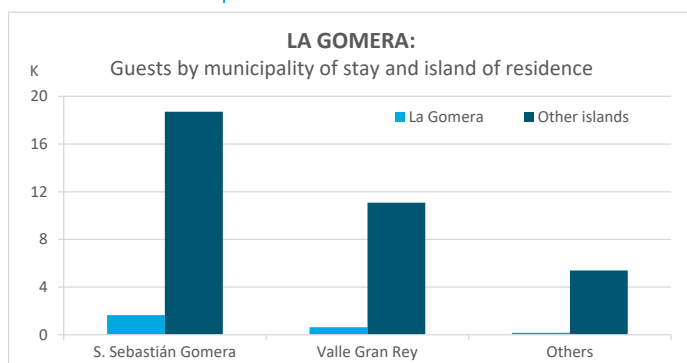
## Canary Islands residents staying in tourist accommodation by municipality of stay and island of residence

## LA GOMERA

2020	Lanzarote	Fuerteventura	Gran Canaria	Tenerife	La Gomera	La Palma	El Hierro	Canary Islands
S. Sebastián de La Gomera	10	44	895	17,509	<b>1,647</b>	214	36	20,355
Valle Gran Rey	5	133	881	9,769	<b>633</b>	281	12	11,714
Others	49	32	1,127	4,078	<b>170</b>	103	5	5,564
<b>La Gomera</b>	<b>64</b>	<b>209</b>	<b>2,903</b>	<b>31,356</b>	<b>2,450</b>	<b>598</b>	<b>53</b>	<b>37,633</b>
- Home island share	0.2%	0.6%	7.7%	83.3%	<b>6.5%</b>	1.6%	0.1%	100%

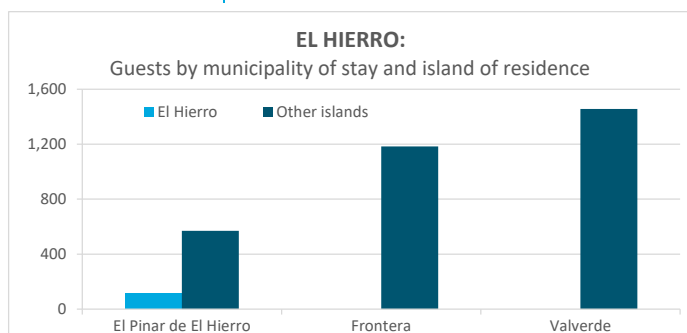
## LA PALMA

2020	Lanzarote	Fuerteventura	Gran Canaria	Tenerife	La Gomera	La Palma	El Hierro	Canary Islands
Breña Baja	225	451	1,710	2,866	36	<b>4,588</b>	8	9,884
El Paso	24	46	165	255	6	<b>75</b>	7	578
Los Llanos de Aridane	120	17	767	1,693	15	<b>540</b>	14	3,166
Santa Cruz de La Palma	59	268	1,749	1,310	370	<b>392</b>	762	4,910
Others	62	31	469	1,233	<b>33</b>	452	27	2,307
<b>La Palma*</b>	<b>506</b>	<b>820</b>	<b>4,919</b>	<b>7,695</b>	<b>462</b>	<b>6,591</b>	<b>818</b>	<b>21,811</b>
- Home island share	2.3%	3.8%	22.6%	35.3%	2.1%	<b>30.2%</b>	3.8%	100%

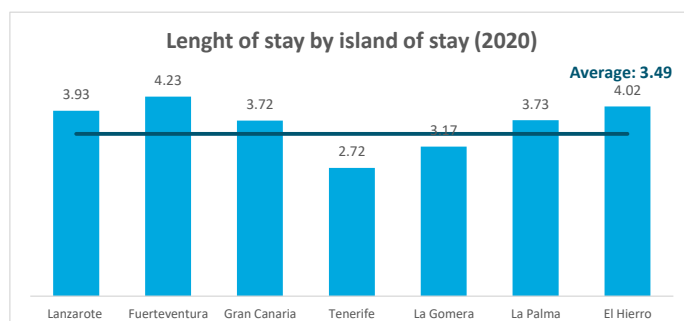
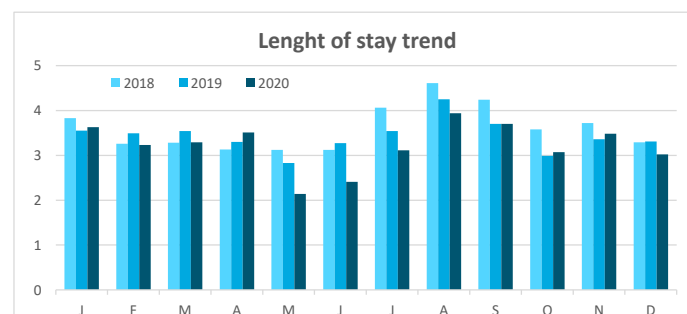


## EL HIERRO

2020	Lanzarote	Fuerteventura	Gran Canaria	Tenerife	La Gomera	La Palma	El Hierro	Canary Islands
El Pinar de El Hierro	0	11	148	347	32	32	<b>113</b>	683
Frontera	9	0	289	447	0	439	<b>0</b>	1,184
Valverde	0	0	369	1,087	0	0	<b>0</b>	1,456
Others	0	0	0	0	0	0	<b>0</b>	0
<b>El Hierro</b>	<b>9</b>	<b>11</b>	<b>806</b>	<b>1,881</b>	<b>32</b>	<b>471</b>	<b>113</b>	<b>3,323</b>
- Home island share	0.3%	0.3%	24.3%	56.6%	1.0%	14.2%	<b>3.4%</b>	100%



## Length of stay: Canary Islands residents by island of stay



\* The aggregate data for the island do not coincide with the sum of the breakdown, because the data for Fuencaliente de La Palma are not detailed due to insufficient sampling.

Source: Encuestas de Alojamiento Turístico (ISTAC).