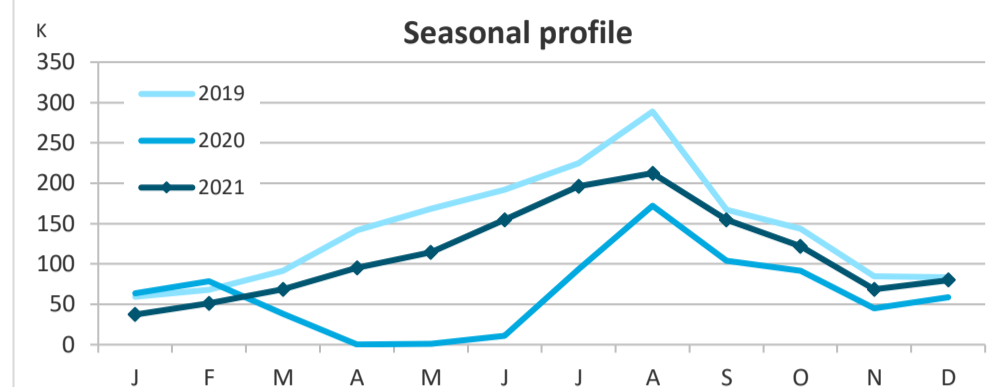
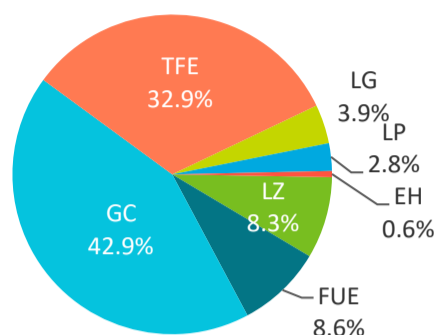


2021 Domestic tourism

Canary Islands residents staying in tourist accommodation by island of stay

	Lanzarote	Fuerteventura	Gran Canaria	Tenerife	La Gomera	La Palma	El Hierro	Canary Islands
2019	130,282	151,317	744,702	519,935	84,567	66,407	16,394	1,713,604
2021	112,139	117,001	580,690	445,025	53,399	37,863	8,396	1,354,513
% residents in the island	25.5%	25.5%	59.2%	55.1%	3.3%	41.9%	7.3%	100%
Change, 21-19	-18,143	-34,316	-164,012	-74,910	-31,168	-28,544	-7,998	-359,091
Change, % 21-19	-13.9%	-22.7%	-22.0%	-14.4%	-36.9%	-43.0%	-48.8%	-21.0%

Canary Islands residents by island of stay (2021)



Canary Islands residents staying in tourist accommodation by island of residence and island of stay

		ISLAND OF STAY							
		Lanzarote	Fuerteventura	Gran Canaria	Tenerife	La Gomera	La Palma	El Hierro	Canary Islands
ISLAND OF RESIDENCE	2021								
	Lanzarote	28,586	9,567	59,487	17,375	236	657	535	116,443
	Fuerteventura	9,921	29,893	38,860	3,692	459	896	573	84,294
	Gran Canaria	26,525	38,627	343,626	45,089	5,579	8,308	1,063	468,817
	Tenerife	39,237	17,183	90,812	245,276	44,496	9,911	4,928	451,843
	La Gomera	517	135	5,595	9,236	1,752	1,443	0	18,678
	La Palma	6,722	21,060	37,919	109,589	636	15,855	682	192,463
	El Hierro	631	536	4,391	14,768	241	793	615	21,975
	Canary Islands	112,139	117,001	580,690	445,025	53,399	37,863	8,396	1,354,513
ISLAND OF RESIDENCE	Change, 21-19%								
	Lanzarote	-28.8%	17.4%	-2.9%	175.8%	151.1%	-85.5%	249.7%	-3.5%
	Fuerteventura	13.4%	21.4%	-43.9%	-45.8%	354.5%	-49.2%	251.5%	-24.4%
	Gran Canaria	-39.9%	-46.1%	-20.4%	-32.1%	62.3%	-9.3%	-50.7%	-25.4%
	Tenerife	66.4%	-52.0%	-28.2%	-27.7%	-43.2%	-54.8%	-55.8%	-29.0%
	La Gomera	19.4%	7.1%	-77.7%	-45.3%	3.0%	-11.9%	-100.0%	-59.5%
	La Palma	-48.1%	119.2%	51.1%	59.7%	-15.5%	-41.5%	-13.5%	32.8%
	El Hierro	132.0%	-59.9%	-25.3%	-6.5%	48.8%	150.9%	-64.8%	-13.9%
	Canary Islands	-13.9%	-22.7%	-22.0%	-14.4%	-36.9%	-43.0%	-48.8%	-21.0%

Canary Islands residents travelling to other islands (residents of each island are excluded)

	Lanzarote	Fuerteventura	Gran Canaria	Tenerife	La Gomera	La Palma	El Hierro	Canary Islands
2021								
Outbound tourism	87,857	54,401	125,191	206,567	16,926	176,608	21,360	688,910
Change, % 21-19	9.2%	-37.4%	-36.4%	-30.5%	-61.9%	49.9%	-10.1%	-18.7%
Inbound tourism	83,553	87,108	237,064	199,749	51,647	22,008	7,781	688,910
Change, % 21-19	-7.3%	-31.2%	-24.3%	10.5%	-37.7%	-44.0%	-46.9%	-18.7%
Net balance	-4,304	32,707	111,873	-6,818	34,721	-154,600	-13,579	0

Distribution by island of residence

		ISLAND OF STAY							
		Lanzarote	Fuerteventura	Gran Canaria	Tenerife	La Gomera	La Palma	El Hierro	Canary Islands
ISLAND OF RESIDENCE	2021								
	Lanzarote	25.5%	8.2%	10.2%	3.9%	0.4%	1.7%	6.4%	8.6%
	Fuerteventura	8.8%	25.5%	6.7%	0.8%	0.9%	2.4%	6.8%	6.2%
	Gran Canaria	23.7%	33.0%	59.2%	10.1%	10.4%	21.9%	12.7%	34.6%
	Tenerife	35.0%	14.7%	15.6%	55.1%	83.3%	26.2%	58.7%	33.4%
	La Gomera	0.5%	0.1%	1.0%	2.1%	3.3%	3.8%	0.0%	1.4%
	La Palma	6.0%	18.0%	6.5%	24.6%	1.2%	41.9%	8.1%	14.2%
	El Hierro	0.6%	0.5%	0.8%	3.3%	0.5%	2.1%	7.3%	1.6%
	Canary Islands	100%	100%	100%	100%	100%	100%	100%	

Distribution by island of stay

		ISLAND OF STAY							
		Lanzarote	Fuerteventura	Gran Canaria	Tenerife	La Gomera	La Palma	El Hierro	Canary Islands
ISLAND OF RESIDENCE	2021								
	Lanzarote	24.5%	8.2%	51.1%	14.9%	0.2%	0.6%	0.5%	100%
	Fuerteventura	11.8%	35.5%	46.1%	4.4%	0.5%	1.1%	0.7%	100%
	Gran Canaria	5.7%	8.2%	73.3%	9.6%	1.2%	1.8%	0.2%	100%
	Tenerife	8.7%	3.8%	20.1%	54.3%	9.8%	2.2%	1.1%	100%
	La Gomera	2.8%	0.7%	30.0%	49.4%	9.4%	7.7%	0.0%	100%
	La Palma	3.5%	10.9%	19.7%	56.9%	0.3%	8.2%	0.4%	100%
	El Hierro	2.9%	2.4%	20.0%	67.2%	1.1%	3.6%	2.8%	100%
	Canary Islands	8.3%	8.6%	42.9%	32.9%	3.9%	2.8%	0.6%	100%

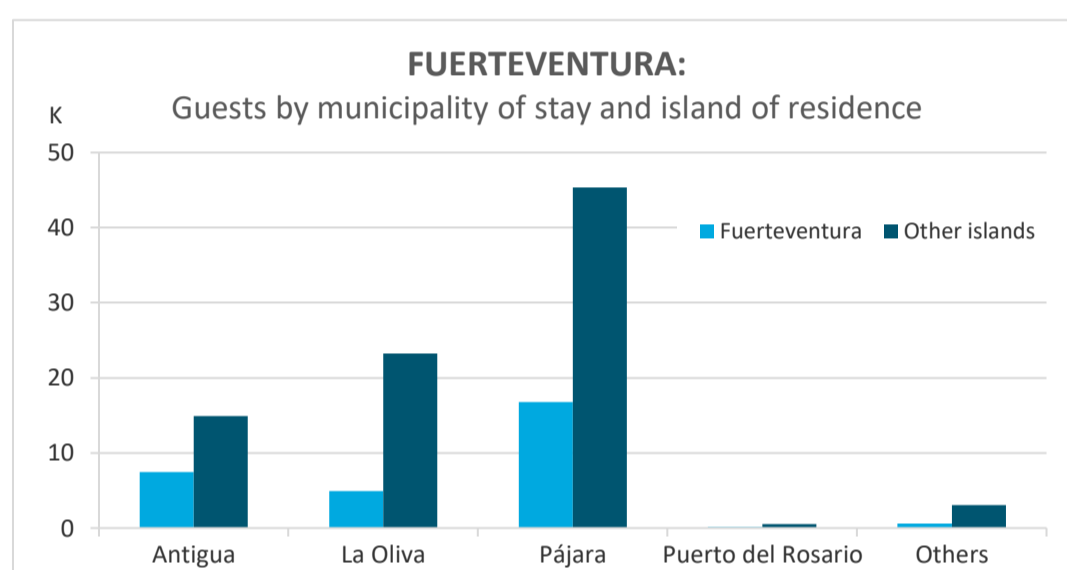
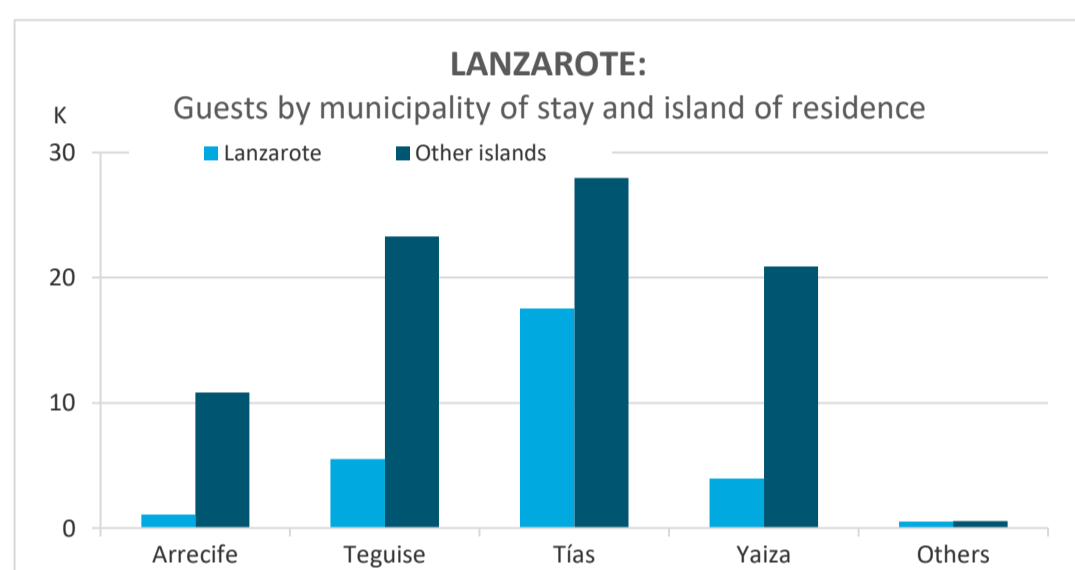
Canary Islands residents staying in tourist accommodation by municipality of stay and island of residence

LANZAROTE

2021	Lanzarote	Fuerteventura	Gran Canaria	Tenerife	La Gomera	La Palma	El Hierro	Canary Islands
Arrecife	1,079	197	0	10,628	0	0	0	11,904
Teguise	5,517	3,796	6,914	9,947	455	2,134	39	28,802
Tías	17,525	3,513	11,638	11,766	59	419	592	45,512
Yaiza	3,939	2,401	7,459	6,882	3	4,159	0	24,843
Others	526	14	514	14	0	10	0	1,078
Lanzarote	28,586	9,921	26,525	39,237	517	6,722	631	112,139
- Home island share	25.5%	8.8%	23.7%	35.0%	0.5%	6.0%	0.6%	100%

FUERTEVENTURA

2021	Lanzarote	Fuerteventura	Gran Canaria	Tenerife	La Gomera	La Palma	El Hierro	Canary Islands
Antigua	2,826	7,424	10,254	1,855	0	0	0	22,359
La Oliva	1,768	4,922	1,316	3,470	0	16,700	0	28,176
Pájara	4,348	16,789	24,480	11,704	135	4,251	444	62,151
Puerto del Rosario	103	134	270	154	0	4	0	665
Others	522	624	2,307	0	0	105	92	3,650
Fuerteventura	9,567	29,893	38,627	17,183	135	21,060	536	117,001
- Home island share	8.2%	25.5%	33.0%	14.7%	0.1%	18.0%	0.5%	100%

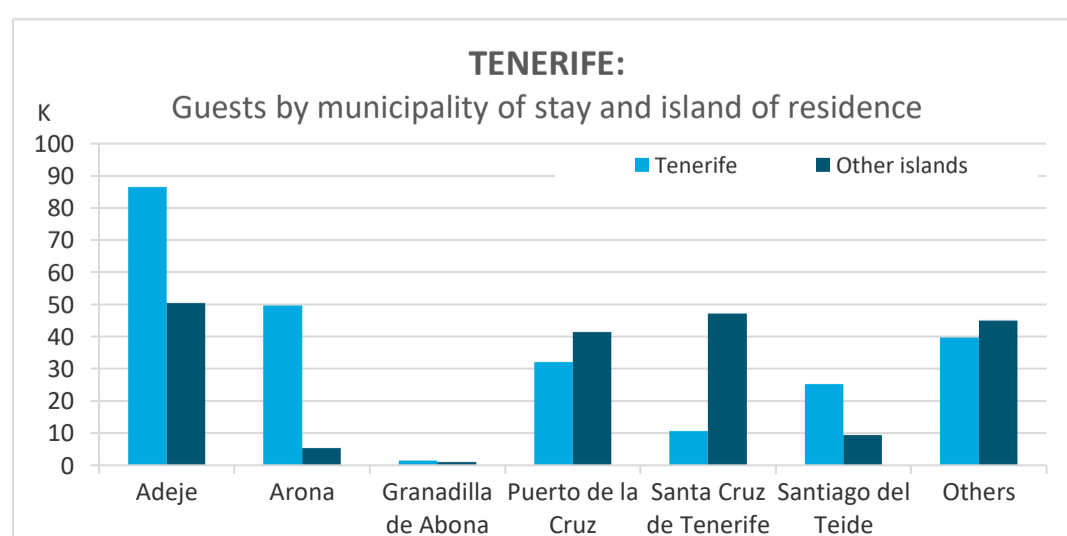
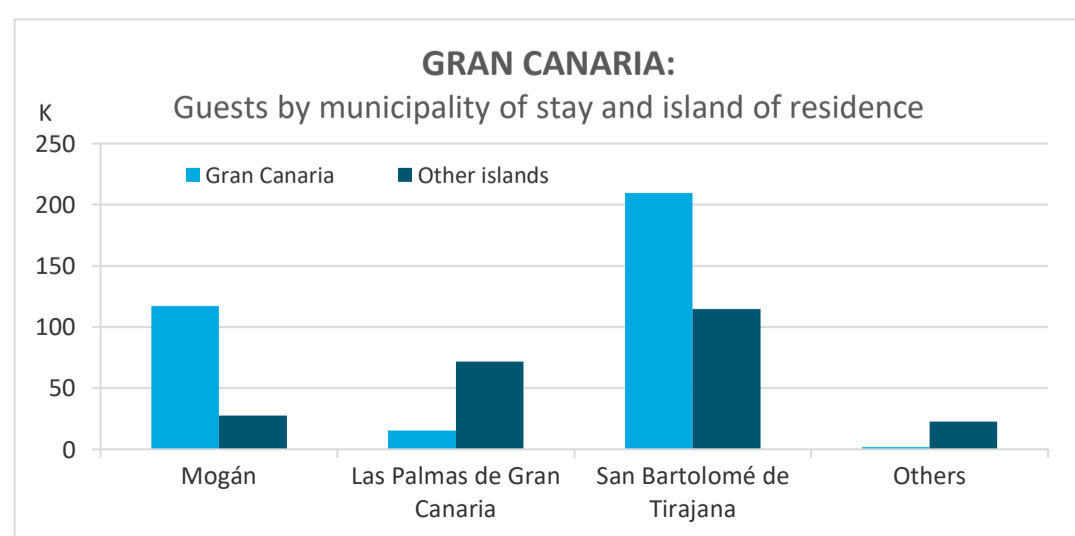


GRAN CANARIA

2021	Lanzarote	Fuerteventura	Gran Canaria	Tenerife	La Gomera	La Palma	El Hierro	Canary Islands
Mogán	6,362	6,728	116,983	11,499	229	1,642	1,107	144,550
Las Palmas de Gran Canaria	19,361	10,703	15,215	33,347	957	5,629	1,844	87,056
San Bartolomé de Tirajana	24,197	14,900	209,540	41,039	4,138	29,443	1,118	324,375
Others	9,567	6,529	1,888	4,927	271	1,205	322	24,709
Gran Canaria	59,487	38,860	343,626	90,812	5,595	37,919	4,391	580,690
- Home island share	10.2%	6.7%	59.2%	15.6%	1.0%	6.5%	0.8%	100%

TENERIFE

2021	Lanzarote	Fuerteventura	Gran Canaria	Tenerife	La Gomera	La Palma	El Hierro	Canary Islands
Adeje	2,599	45	6,436	86,486	1,414	38,679	1,240	136,899
Arona	1,429	263	2,260	49,659	648	653	134	55,046
Granadilla de Abona	245	104	86	1,411	61	499	20	2,426
Puerto de la Cruz	2,244	1,178	12,433	32,079	2,543	19,448	3,600	73,525
Santa Cruz de Tenerife	7,288	1,279	15,995	10,597	3,739	16,223	2,632	57,753
Santiago del Teide	106	7	330	25,263	206	8,092	580	34,584
Others	3,464	816	7,549	39,781	625	25,995	6,562	84,792
Tenerife	17,375	3,692	45,089	245,276	9,236	109,589	14,768	445,025
- Home island share	3.9%	0.8%	10.1%	55.1%	2.1%	24.6%	3.3%	100%



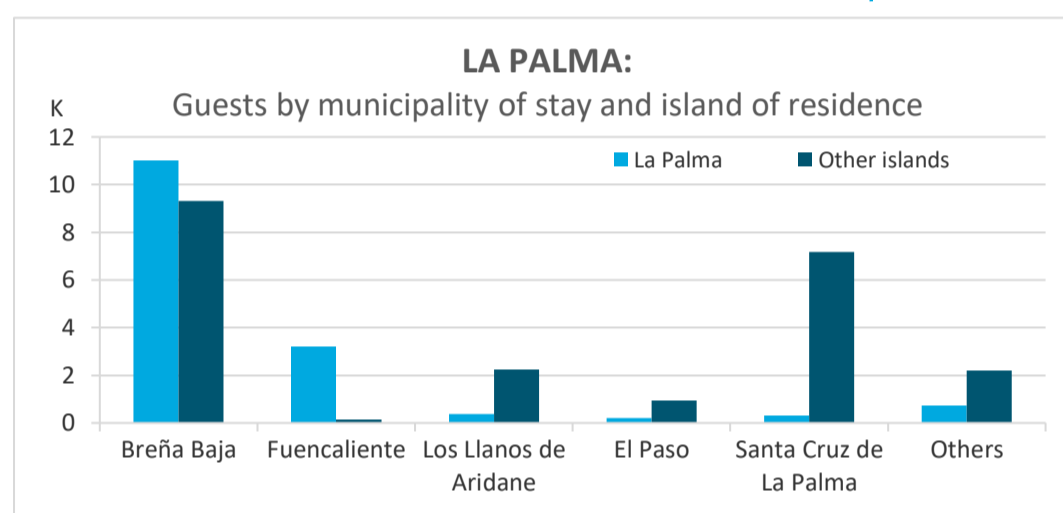
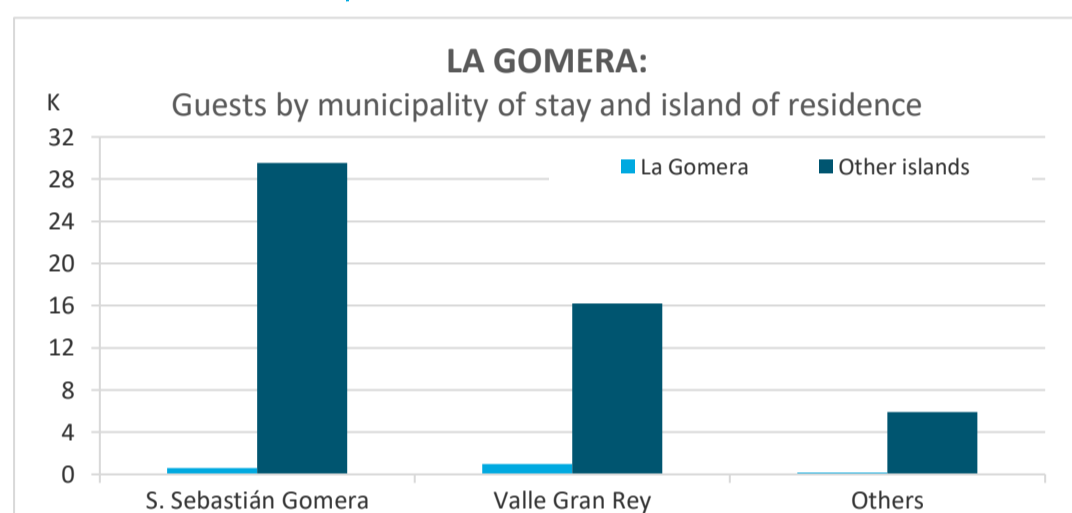
Canary Islands residents staying in tourist accommodation by municipality of stay and island of residence

LA GOMERA

2021	Lanzarote	Fuerteventura	Gran Canaria	Tenerife	La Gomera	La Palma	El Hierro	Canary Islands
S. Sebastián de La Gomera	211	410	3,123	25,478	604	142	162	30,130
Valle Gran Rey	22	28	1,314	14,355	991	413	74	17,197
Others	3	21	1,142	4,663	157	81	5	6,072
La Gomera	236	459	5,579	44,496	1,752	636	241	53,399
- Home island share	0.4%	0.9%	10.4%	83.3%	3.3%	1.2%	0.5%	100%

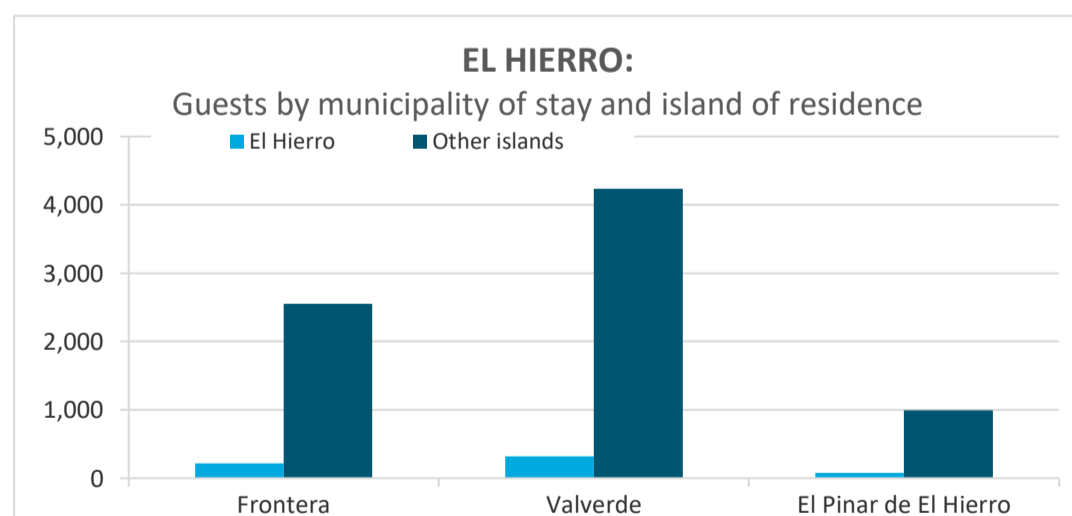
LA PALMA

2021	Lanzarote	Fuerteventura	Gran Canaria	Tenerife	La Gomera	La Palma	El Hierro	Canary Islands
Breña Baja	334	139	4,740	3,379	629	11,023	83	20,327
Fuencaliente	0	0	29	118	0	3,210	3	3,360
Los Llanos de Aridane	25	16	523	1,657	9	378	4	2,612
El Paso	107	486	111	217	16	209	5	1,151
Santa Cruz de La Palma	65	202	2,246	3,229	744	309	687	7,482
Others	126	53	659	1,311	45	726	11	2,931
La Palma	657	896	8,308	9,911	1,443	15,855	793	37,863
- Home island share	1.7%	2.4%	21.9%	26.2%	3.8%	41.9%	2.1%	100%



EL HIERRO

2021	Lanzarote	Fuerteventura	Gran Canaria	Tenerife	La Gomera	La Palma	El Hierro	Canary Islands
Frontera	126	205	308	1,801	0	110	220	2,770
Valverde	366	331	577	2,421	0	542	317	4,554
El Pinar de El Hierro	43	37	178	706	0	30	78	1,072
El Hierro	535	573	1,063	4,928	0	682	615	8,396
- Home island share	6.4%	6.8%	12.7%	58.7%	0.0%	8.1%	7.3%	100%



Length of stay: Canary Islands residents by island of stay

