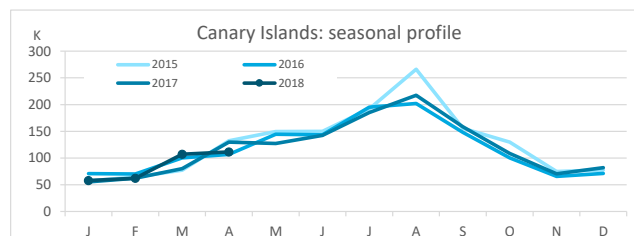
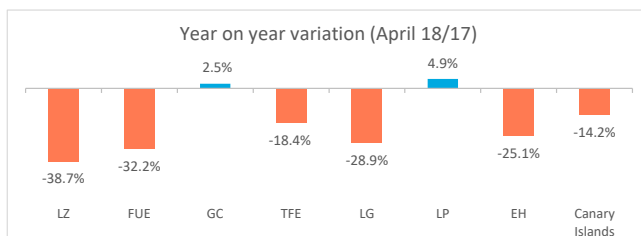


Domestic tourism April 2018



Canary Islands residents staying in tourist accommodation by island of stay

	Lanzarote	Fuerteventura	Gran Canaria	Tenerife	La Gomera	La Palma	El Hierro	Canary Islands
April 2017	16,262	12,689	47,741	40,098	5,960	5,565	1,505	129,820
April 2018	9,976	8,601	48,919	32,707	4,239	5,840	1,127	111,409
% residents in the island	50.3%	0.5%	63.4%	21.6%	77.9%	46.3%	0.0%	100%
Change, 18-17	-6,286	-4,088	1,178	-7,391	-1,721	275	-378	-18,411
Change, % 18-17	-38.7%	-32.2%	2.5%	-18.4%	-28.9%	4.9%	-25.1%	-14.2%



Canary Islands residents staying in tourist accommodation by island of residence and island of stay

ISLAND OF RESIDENCE	ISLAND OF STAY							
	Lanzarote	Fuerteventura	Gran Canaria	Tenerife	La Gomera	La Palma	El Hierro	CANARY ISLANDS
Lanzarote	<u>5,018</u>	946	8,364	691	4	299	0	15,322
Fuerteventura	1,846	<u>40</u>	843	199	0	136	0	3,064
Gran Canaria	1,674	6,735	<u>31,003</u>	7,816	197	835	134	48,394
Tenerife	1,163	799	7,069	<u>19,484</u>	730	1,782	956	31,983
La Gomera	0	0	102	710	<u>3,301</u>	75	14	4,202
La Palma	275	81	1,332	3,419	7	<u>2,702</u>	23	7,839
El Hierro	0	0	206	388	0	11	<u>0</u>	605
CANARY ISLANDS	9,976	8,601	48,919	32,707	4,239	5,840	1,127	111,409

Year on year variation: April 2018/2017

ISLAND OF RESIDENCE	ISLAND OF STAY							
	Lanzarote	Fuerteventura	Gran Canaria	Tenerife	La Gomera	La Palma	El Hierro	CANARY ISLANDS
Lanzarote	-25.7%	-50.1%	678.8%	-37.7%	33.3%	0.7%	--	37.6%
Fuerteventura	400.3%	-98.9%	-5.1%	-69.8%	-100.0%	6700.0%	--	-43.5%
Gran Canaria	-75.3%	29.6%	-16.8%	23.0%	-59.5%	-21.9%	-32.0%	-15.6%
Tenerife	-5.1%	-52.3%	10.7%	-22.0%	-86.3%	-44.1%	177.9%	-25.8%
La Gomera	--	--	2450.0%	-12.7%	7402.3%	82.9%	-97.1%	201.7%
La Palma	-75.6%	-80.6%	-33.0%	53.2%	-92.8%	198.2%	-95.1%	8.4%
El Hierro	-100.0%	-100.0%	31.2%	-90.2%	--	-82.0%	-100.0%	-85.6%
CANARY ISLANDS	-38.7%	-32.2%	2.5%	-18.4%	-28.9%	4.9%	-25.1%	-14.2%

Canary Islands residents travelling to other islands (residents of each island are excluded)

	Lanzarote	Fuerteventura	Gran Canaria	Tenerife	La Gomera	La Palma	El Hierro	Canary Islands
Outbound tourism	10,304	3,024	17,391	12,499	901	5,137	605	49,861
Year on year variation (%)	135.4%	57.3%	-13.4%	-31.1%	-33.2%	-18.8%	-85.5%	-11.6%
Inbound tourism	4,958	8,561	17,916	13,223	938	3,138	1,127	49,861
Year on year variation (%)	-47.8%	-6.8%	70.7%	-12.5%	-84.1%	-32.6%	-25.0%	-11.6%
Net balance	-5,346	5,537	525	724	37	-1,999	522	0

Distribution by island of residence

ISLAND OF RESIDENCE	ISLAND OF STAY							
	Lanzarote	Fuerteventura	Gran Canaria	Tenerife	La Gomera	La Palma	El Hierro	CANARY ISLANDS
Lanzarote	<u>50.3%</u>	11.0%	17.1%	2.1%	0.1%	5.1%	0.0%	13.8%
Fuerteventura	18.5%	<u>0.5%</u>	1.7%	0.6%	0.0%	2.3%	0.0%	2.8%
Gran Canaria	16.8%	78.3%	<u>63.4%</u>	23.9%	4.6%	14.3%	11.9%	43.4%
Tenerife	11.7%	9.3%	14.5%	<u>59.6%</u>	17.2%	30.5%	84.8%	28.7%
La Gomera	0.0%	0.0%	0.2%	2.2%	<u>77.9%</u>	1.3%	1.2%	3.8%
La Palma	2.8%	0.9%	2.7%	10.5%	0.2%	<u>46.3%</u>	2.0%	7.0%
El Hierro	0.0%	0.0%	0.4%	1.2%	0.0%	0.2%	<u>0.0%</u>	0.5%
CANARY ISLANDS	100%	100%	100%	100%	100%	100%	100%	100%

Distribution by island of stay

ISLAND OF RESIDENCE	ISLAND OF STAY							
	Lanzarote	Fuerteventura	Gran Canaria	Tenerife	La Gomera	La Palma	El Hierro	CANARY ISLANDS
Lanzarote	<u>32.8%</u>	6.2%	54.6%	4.5%	0.0%	2.0%	0.0%	100%
Fuerteventura	60.2%	<u>1.3%</u>	27.5%	6.5%	0.0%	4.4%	0.0%	100%
Gran Canaria	3.5%	13.9%	<u>64.1%</u>	16.2%	0.4%	1.7%	0.3%	100%
Tenerife	3.6%	2.5%	22.1%	<u>60.9%</u>	2.3%	5.6%	3.0%	100%
La Gomera	0.0%	0.0%	2.4%	16.9%	<u>78.6%</u>	1.8%	0.3%	100%
La Palma	3.5%	1.0%	17.0%	43.6%	0.1%	<u>34.5%</u>	0.3%	100%
El Hierro	0.0%	0.0%	34.0%	64.1%	0.0%	1.8%	<u>0.0%</u>	100%
CANARY ISLANDS	9.0%	7.7%	43.9%	29.4%	3.8%	5.2%	1.0%	100%

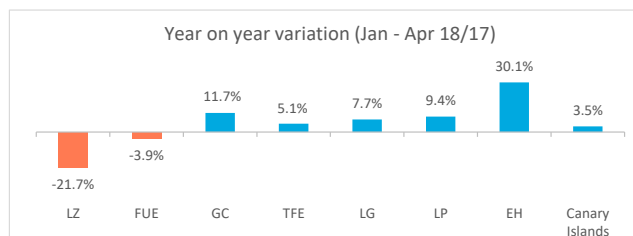
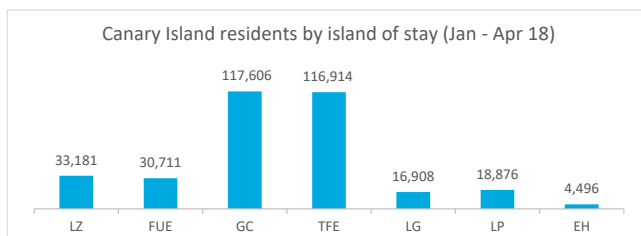
Domestic tourism

January - April 2018



Canary Islands residents staying in tourist accommodation by island of stay

	Lanzarote	Fuerteventura	Gran Canaria	Tenerife	La Gomera	La Palma	El Hierro	Canary Islands
Jan-Apr 2017	42,358	31,953	105,322	111,285	15,700	17,259	3,455	327,332
Jan-Apr 2018	33,181	30,711	117,606	116,914	16,908	18,876	4,496	338,692
% tourist of the island	54.3%	19.5%	64.8%	16.1%	62.2%	37.0%	0.4%	100%
Change, 18-17	-9,177	-1,242	12,284	5,629	1,208	1,617	1,041	11,360
Change, % 18-17	-21.7%	-3.9%	11.7%	5.1%	7.7%	9.4%	30.1%	3.5%



Canary Islands residents staying in tourist accommodation by island of residence and island of stay

ISLAND OF RESIDENCE	ISLAND OF STAY							
	Lanzarote	Fuerteventura	Gran Canaria	Tenerife	La Gomera	La Palma	El Hierro	CANARY ISLANDS
Lanzarote	18,026	3,181	13,224	2,272	9	1,144	37	37,893
Fuerteventura	3,177	5,991	3,738	1,269	10	1,214	22	15,421
Gran Canaria	8,475	16,386	76,151	26,752	658	2,845	654	131,921
Tenerife	2,891	5,069	18,813	68,814	5,318	6,312	3,568	110,785
La Gomera	0	0	605	2,971	10,520	265	14	14,375
La Palma	612	84	4,480	11,518	354	6,986	181	24,215
El Hierro	0	0	595	3,318	39	110	20	4,082
CANARY ISLANDS	33,181	30,711	117,606	116,914	16,908	18,876	4,496	338,692

Year on year variation: January - April 2018/2017

ISLAND OF RESIDENCE	ISLAND OF STAY							
	Lanzarote	Fuerteventura	Gran Canaria	Tenerife	La Gomera	La Palma	El Hierro	CANARY ISLANDS
Lanzarote	-2.9%	25.1%	106.4%	-15.6%	-52.6%	-8.2%	-82.0%	19.6%
Fuerteventura	57.1%	-38.9%	1.2%	-13.5%	-67.7%	191.8%	--	-11.6%
Gran Canaria	-44.8%	14.6%	3.6%	34.8%	-38.2%	-9.6%	43.4%	3.4%
Tenerife	-29.3%	4.2%	14.2%	10.4%	-61.2%	-37.3%	108.4%	-2.2%
La Gomera	-100.0%	--	4941.7%	-42.2%	1729.6%	74.3%	-97.1%	125.4%
La Palma	-69.8%	-80.8%	-6.5%	-12.4%	16.4%	224.8%	-69.0%	3.3%
El Hierro	-100.0%	-100.0%	30.8%	-50.4%	3800.0%	32.5%	233.3%	-45.9%
CANARY ISLANDS	-21.7%	-3.9%	11.7%	5.1%	7.7%	9.4%	30.1%	3.5%

Canary Islands residents travelling to other islands (residents of each island are excluded)

	Lanzarote	Fuerteventura	Gran Canaria	Tenerife	La Gomera	La Palma	El Hierro	CANARY ISLANDS
Outbound tourism	19,867	9,430	55,770	41,971	3,855	17,229	4,062	152,184
Year on year variation (%)	51.5%	23.6%	3.0%	-17.6%	-33.6%	-19.1%	-46.2%	-5.1%
Inbound tourism	15,155	24,720	41,455	48,100	6,388	11,890	4,476	152,184
Year on year variation (%)	-36.3%	11.6%	30.2%	-1.8%	-57.8%	-21.3%	29.8%	-5.1%
Net balance	-4,712	15,290	-14,315	6,129	2,533	-5,339	414	0

Distribution by island of residence

ISLAND OF RESIDENCE	ISLAND OF STAY							
	Lanzarote	Fuerteventura	Gran Canaria	Tenerife	La Gomera	La Palma	El Hierro	CANARY ISLANDS
Lanzarote	54.3%	10.4%	11.2%	1.9%	0.1%	6.1%	0.8%	11.2%
Fuerteventura	9.6%	19.5%	3.2%	1.1%	0.1%	6.4%	0.5%	4.6%
Gran Canaria	25.5%	53.4%	64.8%	22.9%	3.9%	15.1%	14.5%	39.0%
Tenerife	8.7%	16.5%	16.0%	58.9%	31.5%	33.4%	79.4%	32.7%
La Gomera	0.0%	0.0%	0.5%	2.5%	62.2%	1.4%	0.3%	4.2%
La Palma	1.8%	0.3%	3.8%	9.9%	2.1%	37.0%	4.0%	7.1%
El Hierro	0.0%	0.0%	0.5%	2.8%	0.2%	0.6%	0.4%	1.2%
CANARY ISLANDS	100%	100%	100%	100%	100%	100%	100%	100%

Distribution by island of stay

ISLAND OF RESIDENCE	ISLAND OF STAY							
	Lanzarote	Fuerteventura	Gran Canaria	Tenerife	La Gomera	La Palma	El Hierro	CANARY ISLANDS
Lanzarote	47.6%	8.4%	34.9%	6.0%	0.0%	3.0%	0.1%	100%
Fuerteventura	20.6%	38.8%	24.2%	8.2%	0.1%	7.9%	0.1%	100%
Gran Canaria	6.4%	12.4%	57.7%	20.3%	0.5%	2.2%	0.5%	100%
Tenerife	2.6%	4.6%	17.0%	62.1%	4.8%	5.7%	3.2%	100%
La Gomera	0.0%	0.0%	4.2%	20.7%	73.2%	1.8%	0.1%	100%
La Palma	2.5%	0.3%	18.5%	47.6%	1.5%	28.8%	0.7%	100%
El Hierro	0.0%	0.0%	14.6%	81.3%	1.0%	2.7%	0.5%	100%
CANARY ISLANDS	9.8%	9.1%	34.7%	34.5%	5.0%	5.6%	1.3%	100%