

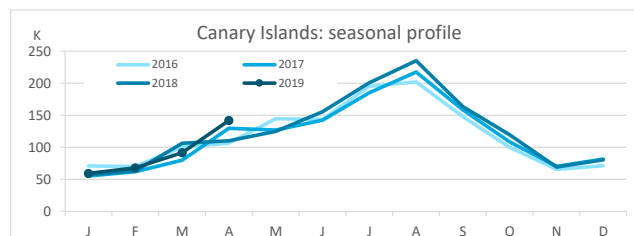
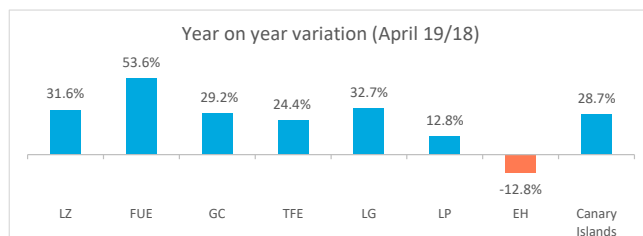
Domestic tourism

April 2019



Canary Islands residents staying in tourist accommodation by island of stay

	Lanzarote	Fuerteventura	Gran Canaria	Tenerife	La Gomera	La Palma	El Hierro	Canary Islands
April 2018	9,976	8,464	48,224	32,402	4,233	5,840	1,127	110,266
April 2019	13,132	13,002	62,295	40,295	5,618	6,587	983	141,912
% residents in the island	31.2%	4.0%	61.7%	10.2%	0.8%	29.1%	1.5%	100%
Change, 19-18	3,156	4,538	14,071	7,893	1,385	747	-144	31,646
Change, % 19-18	31.6%	53.6%	29.2%	24.4%	32.7%	12.8%	-12.8%	28.7%



Canary Islands residents staying in tourist accommodation by island of residence and island of stay

ISLAND OF RESIDENCE	ISLAND OF STAY							
	Lanzarote	Fuerteventura	Gran Canaria	Tenerife	La Gomera	La Palma	El Hierro	CANARY ISLANDS
Lanzarote	4,098	283	1,677	703	18	121	39	6,939
Fuerteventura	437	519	10,982	429	6	55	39	12,467
Gran Canaria	4,748	6,420	38,410	5,314	172	1,522	215	56,801
Tenerife	2,351	3,545	4,109	26,333	5,332	2,814	386	44,870
La Gomera	0	0	30	973	47	157	0	1,207
La Palma	1,433	2,180	4,533	3,944	33	1,918	289	14,330
El Hierro	65	55	2,554	2,599	10	0	15	5,298
CANARY ISLANDS	13,132	13,002	62,295	40,295	5,618	6,587	983	141,912

Year on year variation: April 2019/2018

ISLAND OF RESIDENCE	ISLAND OF STAY							
	Lanzarote	Fuerteventura	Gran Canaria	Tenerife	La Gomera	La Palma	El Hierro	CANARY ISLANDS
Lanzarote	-18.3%	-70.1%	-79.9%	-2.6%	350.0%	-59.5%	--	-54.8%
Fuerteventura	-76.3%	1197.5%	1244.2%	115.6%	--	-59.6%	--	310.4%
Gran Canaria	183.6%	-2.7%	26.6%	-31.9%	-12.7%	82.3%	60.4%	19.4%
Tenerife	102.1%	343.7%	-42.2%	37.5%	34.5%	57.9%	-59.6%	28.5%
La Gomera	--	--	-62.0%	37.0%	-21.7%	109.3%	-100.0%	28.7%
La Palma	421.1%	2591.4%	245.8%	15.2%	371.4%	-29.0%	1156.5%	83.2%
El Hierro	--	--	1139.8%	569.8%	--	-100.0%	--	775.7%
CANARY ISLANDS	31.6%	53.6%	29.2%	24.4%	32.7%	12.8%	-12.8%	28.7%

Canary Islands residents travelling to other islands (residents of each island are excluded)

	Lanzarote	Fuerteventura	Gran Canaria	Tenerife	La Gomera	La Palma	El Hierro	CANARY ISLANDS
Outbound tourism	2,841	11,948	18,391	18,537	1,160	12,412	5,283	70,572
Year on year variation (%)	-72.5%	298.5%	6.7%	17.5%	32.1%	142.3%	773.2%	33.3%
Inbound tourism	9,034	12,483	23,885	13,962	5,571	4,669	968	70,572
Year on year variation (%)	82.2%	48.2%	33.6%	5.4%	33.5%	48.8%	-14.1%	33.3%
Net balance	6,193	535	5,494	-4,575	4,411	-7,743	-4,315	0

Distribution by island of residence

ISLAND OF RESIDENCE	ISLAND OF STAY							
	Lanzarote	Fuerteventura	Gran Canaria	Tenerife	La Gomera	La Palma	El Hierro	CANARY ISLANDS
Lanzarote	31.2%	2.2%	2.7%	1.7%	0.3%	1.8%	4.0%	4.9%
Fuerteventura	3.3%	4.0%	17.6%	1.1%	0.1%	0.8%	4.0%	8.8%
Gran Canaria	36.2%	49.4%	61.7%	13.2%	3.1%	23.1%	21.9%	40.0%
Tenerife	17.9%	27.3%	6.6%	65.4%	94.9%	42.7%	39.3%	31.6%
La Gomera	0.0%	0.0%	0.0%	2.4%	0.8%	2.4%	0.0%	0.9%
La Palma	10.9%	16.8%	7.3%	9.8%	0.6%	29.1%	29.4%	10.1%
El Hierro	0.5%	0.4%	4.1%	6.4%	0.2%	0.0%	1.5%	3.7%
CANARY ISLANDS	100%	100%	100%	100%	100%	100%	100%	100%

Distribution by island of stay

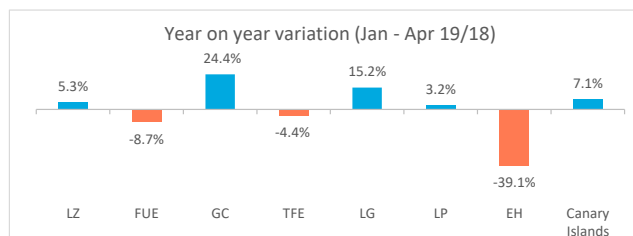
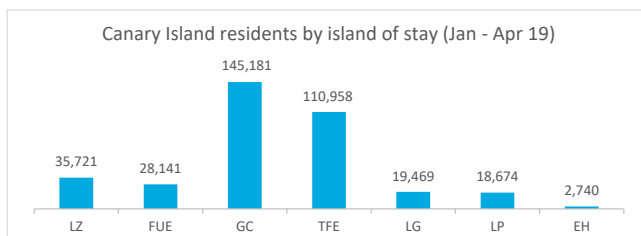
ISLAND OF RESIDENCE	ISLAND OF STAY							
	Lanzarote	Fuerteventura	Gran Canaria	Tenerife	La Gomera	La Palma	El Hierro	CANARY ISLANDS
Lanzarote	59.1%	4.1%	24.2%	10.1%	0.3%	1.7%	0.6%	100%
Fuerteventura	3.5%	4.2%	88.1%	3.4%	0.0%	0.4%	0.3%	100%
Gran Canaria	8.4%	11.3%	67.6%	9.4%	0.3%	2.7%	0.4%	100%
Tenerife	5.2%	7.9%	9.2%	58.7%	11.9%	6.3%	0.9%	100%
La Gomera	0.0%	0.0%	2.5%	80.6%	3.9%	13.0%	0.0%	100%
La Palma	10.0%	15.2%	31.6%	27.5%	0.2%	13.4%	2.0%	100%
El Hierro	1.2%	1.0%	48.2%	49.1%	0.2%	0.0%	0.3%	100%
CANARY ISLANDS	9.3%	9.2%	43.9%	28.4%	4.0%	4.6%	0.7%	100%

Domestic tourism January - April 2019



Canary Islands residents staying in tourist accommodation by island of stay

	Lanzarote	Fuerteventura	Gran Canaria	Tenerife	La Gomera	La Palma	El Hierro	Canary Islands
Jan-Apr 2018	33,938	30,811	116,659	116,098	16,902	18,096	4,496	337,000
Jan-Apr 2019	35,721	28,141	145,181	110,958	19,469	18,674	2,740	360,884
% tourist of the island	30.5%	17.8%	60.5%	15.3%	2.0%	35.6%	4.1%	100%
Change, 19-18	1,783	-2,670	28,522	-5,140	2,567	578	-1,756	23,884
Change, % 19-18	5.3%	-8.7%	24.4%	-4.4%	15.2%	3.2%	-39.1%	7.1%



Canary Islands residents staying in tourist accommodation by island of residence and island of stay

ISLAND OF RESIDENCE	ISLAND OF STAY							
	Lanzarote	Fuerteventura	Gran Canaria	Tenerife	La Gomera	La Palma	El Hierro	CANARY ISLANDS
Lanzarote	10,897	1,414	11,634	2,271	18	1,229	54	27,517
Fuerteventura	2,968	5,010	16,388	2,756	13	256	149	27,540
Gran Canaria	13,084	12,274	87,867	13,851	789	2,925	403	131,193
Tenerife	5,702	6,080	16,955	70,555	18,089	7,136	1,567	126,084
La Gomera	35	0	183	3,698	397	352	0	4,665
La Palma	2,942	3,308	7,609	12,229	132	6,640	455	33,315
El Hierro	93	55	4,545	5,598	31	136	112	10,570
CANARY ISLANDS	35,721	28,141	145,181	110,958	19,469	18,674	2,740	360,884

Year on year variation: January - April 2019/2018

ISLAND OF RESIDENCE	ISLAND OF STAY							
	Lanzarote	Fuerteventura	Gran Canaria	Tenerife	La Gomera	La Palma	El Hierro	CANARY ISLANDS
Lanzarote	-41.5%	-55.5%	-12.0%	-1.4%	100.0%	9.2%	45.9%	-28.5%
Fuerteventura	-7.7%	-20.4%	328.8%	117.2%	30.0%	-77.9%	577.3%	74.4%
Gran Canaria	53.0%	-24.0%	16.9%	-48.2%	19.9%	8.9%	-38.4%	0.4%
Tenerife	94.5%	19.4%	-9.8%	3.8%	21.1%	21.2%	-56.1%	5.8%
La Gomera	--	--	-68.6%	24.5%	-55.7%	32.8%	-100.0%	-1.4%
La Palma	380.7%	3838.1%	70.6%	6.1%	-62.7%	-3.4%	151.4%	38.3%
El Hierro	--	--	663.9%	67.8%	-20.5%	36.0%	460.0%	158.4%
CANARY ISLANDS	5.3%	-8.7%	24.4%	-4.4%	15.2%	3.2%	-39.1%	7.1%

Canary Islands residents travelling to other islands (residents of each island are excluded)

	Lanzarote	Fuerteventura	Gran Canaria	Tenerife	La Gomera	La Palma	El Hierro	CANARY ISLANDS
Outbound tourism	16,620	22,530	43,326	55,529	4,268	26,675	10,458	179,406
Year on year variation (%)	-16.4%	137.2%	-21.9%	8.4%	11.4%	55.0%	156.9%	11.3%
Inbound tourism	24,824	23,131	57,314	40,403	19,072	12,034	2,628	179,406
Year on year variation (%)	62.1%	-5.7%	38.2%	-16.1%	19.2%	7.3%	-41.3%	11.3%
Net balance	8,204	601	13,988	-15,126	14,804	-14,641	-7,830	0

Distribution by island of residence

ISLAND OF RESIDENCE	ISLAND OF STAY							
	Lanzarote	Fuerteventura	Gran Canaria	Tenerife	La Gomera	La Palma	El Hierro	CANARY ISLANDS
Lanzarote	30.5%	5.0%	8.0%	2.0%	0.1%	6.6%	2.0%	7.6%
Fuerteventura	8.3%	17.8%	11.3%	2.5%	0.1%	1.4%	5.4%	7.6%
Gran Canaria	36.6%	43.6%	60.5%	12.5%	4.1%	15.7%	14.7%	36.4%
Tenerife	16.0%	21.6%	11.7%	63.6%	92.9%	38.2%	57.2%	34.9%
La Gomera	0.1%	0.0%	0.1%	3.3%	2.0%	1.9%	0.0%	1.3%
La Palma	8.2%	11.8%	5.2%	11.0%	0.7%	35.6%	16.6%	9.2%
El Hierro	0.3%	0.2%	3.1%	5.0%	0.2%	0.7%	4.1%	2.9%
CANARY ISLANDS	100%	100%	100%	100%	100%	100%	100%	100%

Distribution by island of stay

ISLAND OF RESIDENCE	ISLAND OF STAY							
	Lanzarote	Fuerteventura	Gran Canaria	Tenerife	La Gomera	La Palma	El Hierro	CANARY ISLANDS
Lanzarote	39.6%	5.1%	42.3%	8.3%	0.1%	4.5%	0.2%	100%
Fuerteventura	10.8%	18.2%	59.5%	10.0%	0.0%	0.9%	0.5%	100%
Gran Canaria	10.0%	9.4%	67.0%	10.6%	0.6%	2.2%	0.3%	100%
Tenerife	4.5%	4.8%	13.4%	56.0%	14.3%	5.7%	1.2%	100%
La Gomera	0.8%	0.0%	3.9%	79.3%	8.5%	7.5%	0.0%	100%
La Palma	8.8%	9.9%	22.8%	36.7%	0.4%	19.9%	1.4%	100%
El Hierro	0.9%	0.5%	43.0%	53.0%	0.3%	1.3%	1.1%	100%
CANARY ISLANDS	9.9%	7.8%	40.2%	30.7%	5.4%	5.2%	0.8%	100%