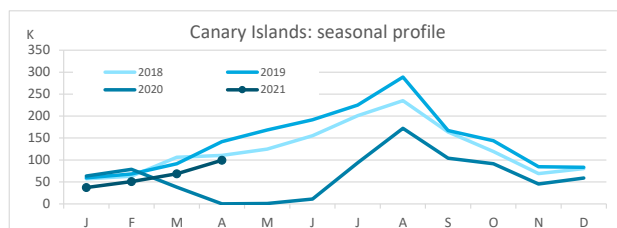
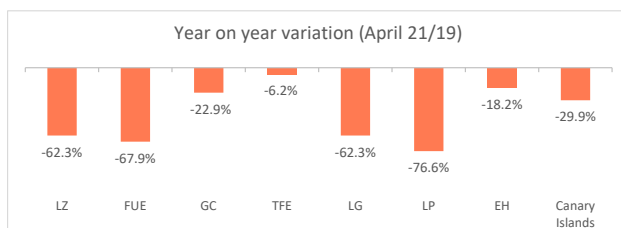


Canary Islands residents staying in tourist accommodation by island of stay

	Lanzarote	Fuerteventura	Gran Canaria	Tenerife	La Gomera	La Palma	El Hierro	Canary Islands
April 2019	13,132	13,002	62,295	40,295	5,618	6,587	983	141,912
April 2021	4,945	4,169	48,059	37,788	2,118	1,543	804	99,426
% residents in the island	63.1%	46.6%	40.7%	66.2%	4.6%	32.2%	50.4%	100%
Change, 21-19	-8,187	-8,833	-14,236	-2,507	-3,500	-5,044	-179	-42,486
Change, % 21-19	-62.3%	-67.9%	-22.9%	-6.2%	-62.3%	-76.6%	-18.2%	-29.9%



Canary Islands residents staying in tourist accommodation by island of residence and island of stay

		ISLAND OF STAY							
		Lanzarote	Fuerteventura	Gran Canaria	Tenerife	La Gomera	La Palma	El Hierro	CANARY ISLANDS
ISLAND OF RESIDENCE	Lanzarote	3,122	1,205	3,846	1,573	2	0	0	9,748
	Fuerteventura	52	1,942	956	36	5	20	0	3,011
	Gran Canaria	544	447	19,546	2,138	30	333	31	23,069
	Tenerife	1,134	444	18,280	25,013	1,979	555	368	47,773
	La Gomera	2	111	3,174	202	97	87	0	3,673
	La Palma	91	20	1,989	8,665	5	497	0	11,267
	El Hierro	0	0	268	161	0	51	405	885
	CANARY ISLANDS	4,945	4,169	48,059	37,788	2,118	1,543	804	99,426

Year on year variation: April 2021/2019

		ISLAND OF STAY							
		Lanzarote	Fuerteventura	Gran Canaria	Tenerife	La Gomera	La Palma	El Hierro	CANARY ISLANDS
ISLAND OF RESIDENCE	Lanzarote	-23.8%	325.8%	129.3%	123.8%	-88.9%	-100.0%	-100.0%	40.5%
	Fuerteventura	-88.1%	274.2%	-91.3%	-91.6%	-16.7%	-63.6%	-100.0%	-75.8%
	Gran Canaria	-88.5%	-93.0%	-49.1%	-59.8%	-82.6%	-78.1%	-85.6%	-59.4%
	Tenerife	-51.8%	-87.5%	344.9%	-5.0%	-62.9%	-80.3%	-4.7%	6.5%
	La Gomera	-	-	10480.0%	-79.2%	106.4%	-44.6%	-	204.3%
	La Palma	-93.6%	-99.1%	-56.1%	119.7%	-84.8%	-74.1%	-100.0%	-21.4%
	El Hierro	-100.0%	-100.0%	-89.5%	-93.8%	-100.0%	-	2600.0%	-83.3%
	CANARY ISLANDS	-62.3%	-67.9%	-22.9%	-6.2%	-62.3%	-76.6%	-18.2%	-29.9%

Canary Islands residents travelling to other islands (residents of each island are excluded)

		Lanzarote	Fuerteventura	Gran Canaria	Tenerife	La Gomera	La Palma	El Hierro	CANARY ISLANDS
Outbound tourism		6,626	1,069	3,523	22,760	3,576	10,770	480	48,804
Year on year variation (%)		133.2%	-91.1%	-80.8%	22.8%	208.3%	-13.2%	-90.9%	-30.8%
Inbound tourism		1,823	2,227	28,513	12,775	2,021	1,046	399	48,804
Year on year variation (%)		-79.8%	-82.2%	19.4%	-8.5%	-63.7%	-77.6%	-58.8%	-30.8%
Net balance		-4,803	1,158	24,990	-9,985	-1,555	-9,724	-81	0

Distribution by island of residence

		ISLAND OF STAY							
		Lanzarote	Fuerteventura	Gran Canaria	Tenerife	La Gomera	La Palma	El Hierro	CANARY ISLANDS
ISLAND OF RESIDENCE	Lanzarote	63.1%	28.9%	8.0%	4.2%	0.1%	0.0%	0.0%	9.8%
	Fuerteventura	1.1%	46.6%	2.0%	0.1%	0.2%	1.3%	0.0%	3.0%
	Gran Canaria	11.0%	10.7%	40.7%	5.7%	1.4%	21.6%	3.9%	23.2%
	Tenerife	22.9%	10.7%	38.0%	66.2%	93.4%	36.0%	45.8%	48.0%
	La Gomera	0.0%	2.7%	6.6%	0.5%	4.6%	5.6%	0.0%	3.7%
	La Palma	1.8%	0.5%	4.1%	22.9%	0.2%	32.2%	0.0%	11.3%
	El Hierro	0.0%	0.0%	0.6%	0.4%	0.0%	3.3%	50.4%	0.9%
	CANARY ISLANDS	100%	100%	100%	100%	100%	100%	100%	100%

Distribution by island of stay

		ISLAND OF STAY							
		Lanzarote	Fuerteventura	Gran Canaria	Tenerife	La Gomera	La Palma	El Hierro	CANARY ISLANDS
ISLAND OF RESIDENCE	Lanzarote	32.0%	12.4%	39.5%	16.1%	0.0%	0.0%	0.0%	100%
	Fuerteventura	1.7%	64.5%	31.8%	1.2%	0.2%	0.7%	0.0%	100%
	Gran Canaria	2.4%	1.9%	84.7%	9.3%	0.1%	1.4%	0.1%	100%
	Tenerife	2.4%	0.9%	38.3%	52.4%	4.1%	1.2%	0.8%	100%
	La Gomera	0.1%	3.0%	86.4%	5.5%	2.6%	2.4%	0.0%	100%
	La Palma	0.8%	0.2%	17.7%	76.9%	0.0%	4.4%	0.0%	100%
	El Hierro	0.0%	0.0%	30.3%	18.2%	0.0%	5.8%	45.8%	100%
	CANARY ISLANDS	5.0%	4.2%	48.3%	38.0%	2.1%	1.6%	0.8%	100%

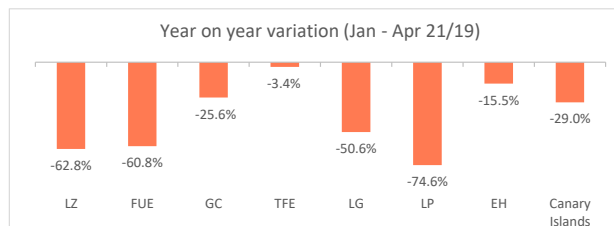
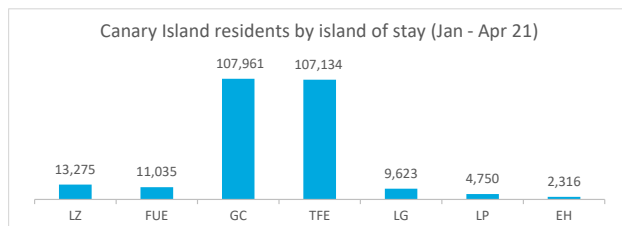
Domestic tourism

January - April 2021



Canary Islands residents staying in tourist accommodation by island of stay

	Lanzarote	Fuerteventura	Gran Canaria	Tenerife	La Gomera	La Palma	El Hierro	Canary Islands
Jan-Apr 2019	35,721	28,141	145,181	110,958	19,469	18,674	2,740	360,884
Jan-Apr 2021	13,275	11,035	107,961	107,134	9,623	4,750	2,316	256,094
% tourist of the island	44.3%	53.6%	51.2%	62.7%	4.5%	34.0%	20.6%	100%
Change, 21-20	-22,446	-17,106	-37,220	-3,824	-9,846	-13,924	-424	-104,790
Change, % 21-20	-62.8%	-60.8%	-25.6%	-3.4%	-50.6%	-74.6%	-15.5%	-29.0%



Canary Islands residents staying in tourist accommodation by island of residence and island of stay

ISLAND OF RESIDENCE	ISLAND OF STAY								CANARY ISLANDS
	Lanzarote	Fuerteventura	Gran Canaria	Tenerife	La Gomera	La Palma	El Hierro		
Lanzarote	5,884	1,255	9,520	3,460	2	21	0	20,142	
Fuerteventura	1,137	5,920	9,508	851	6	25	0	17,447	
Gran Canaria	2,673	1,791	55,330	6,522	353	1,132	50	67,851	
Tenerife	3,231	1,347	24,965	67,206	8,795	1,516	1,788	108,848	
La Gomera	77	111	3,379	1,123	429	303	0	5,422	
La Palma	273	611	4,308	25,661	38	1,613	0	32,504	
El Hierro	0	0	951	2,311	0	140	478	3,880	
CANARY ISLANDS	13,275	11,035	107,961	107,134	9,623	4,750	2,316	256,094	

Year on year variation: January - April 2021/2019

ISLAND OF RESIDENCE	ISLAND OF STAY								CANARY ISLANDS
	Lanzarote	Fuerteventura	Gran Canaria	Tenerife	La Gomera	La Palma	El Hierro		
Lanzarote	-46.0%	-11.2%	-18.2%	52.4%	-88.9%	-98.3%	-100.0%	-26.8%	
Fuerteventura	-61.7%	18.2%	-42.0%	-69.1%	-53.8%	-90.2%	-100.0%	-36.6%	
Gran Canaria	-79.6%	-85.4%	-37.0%	-52.9%	-55.3%	-61.3%	-87.6%	-48.3%	
Tenerife	-43.3%	-77.8%	47.2%	-4.7%	-51.4%	-78.8%	14.1%	-13.7%	
La Gomera	120.0%	-	1746.4%	-69.6%	8.1%	-13.9%	-	16.2%	
La Palma	-90.7%	-81.5%	-43.4%	109.8%	-71.2%	-75.7%	-100.0%	-2.4%	
El Hierro	-100.0%	-100.0%	-79.1%	-58.7%	-100.0%	2.9%	326.8%	-63.3%	
CANARY ISLANDS	-62.8%	-60.8%	-25.6%	-3.4%	-50.6%	-74.6%	-15.5%	-29.0%	

Canary Islands residents travelling to other islands (residents of each island are excluded)

	Lanzarote	Fuerteventura	Gran Canaria	Tenerife	La Gomera	La Palma	El Hierro	Canary Islands
Outbound tourism	14,258	11,527	12,521	41,642	4,993	30,891	3,402	119,234
Year on year variation (%)	-14.2%	-48.8%	-71.1%	-25.0%	17.0%	15.8%	-67.5%	-33.5%
Inbound tourism	7,391	5,115	52,631	39,928	9,194	3,137	1,838	119,234
Year on year variation (%)	-70.2%	-77.9%	-8.2%	-1.2%	-51.8%	-73.9%	-30.1%	-33.5%
Net balance	-6,867	-6,412	40,110	-1,714	4,201	-27,754	-1,564	0

Distribution by island of residence

ISLAND OF RESIDENCE	ISLAND OF STAY								CANARY ISLANDS
	Lanzarote	Fuerteventura	Gran Canaria	Tenerife	La Gomera	La Palma	El Hierro		
Lanzarote	44.3%	11.4%	8.8%	3.2%	0.0%	0.4%	0.0%	7.9%	
Fuerteventura	8.6%	53.6%	8.8%	0.8%	0.1%	0.5%	0.0%	6.8%	
Gran Canaria	20.1%	16.2%	51.2%	6.1%	3.7%	23.8%	2.2%	26.5%	
Tenerife	24.3%	12.2%	23.1%	62.7%	91.4%	31.9%	77.2%	42.5%	
La Gomera	0.6%	1.0%	3.1%	1.0%	4.5%	6.4%	0.0%	2.1%	
La Palma	2.1%	5.5%	4.0%	24.0%	0.4%	34.0%	0.0%	12.7%	
El Hierro	0.0%	0.0%	0.9%	2.2%	0.0%	2.9%	20.6%	1.5%	
CANARY ISLANDS	100%	100%	100%	100%	100%	100%	100%	100%	

Distribution by island of stay

ISLAND OF RESIDENCE	ISLAND OF STAY								CANARY ISLANDS
	Lanzarote	Fuerteventura	Gran Canaria	Tenerife	La Gomera	La Palma	El Hierro		
Lanzarote	29.2%	6.2%	47.3%	17.2%	0.0%	0.1%	0.0%	100%	
Fuerteventura	6.5%	33.9%	54.5%	4.9%	0.0%	0.1%	0.0%	100%	
Gran Canaria	3.9%	2.6%	81.5%	9.6%	0.5%	1.7%	0.1%	100%	
Tenerife	3.0%	1.2%	22.9%	61.7%	8.1%	1.4%	1.6%	100%	
La Gomera	1.4%	2.0%	62.3%	20.7%	7.9%	5.6%	0.0%	100%	
La Palma	0.8%	1.9%	13.3%	78.9%	0.1%	5.0%	0.0%	100%	
El Hierro	0.0%	0.0%	24.5%	59.6%	0.0%	3.6%	12.3%	100%	
CANARY ISLANDS	5.2%	4.3%	42.2%	41.8%	3.8%	1.9%	0.9%	100%	