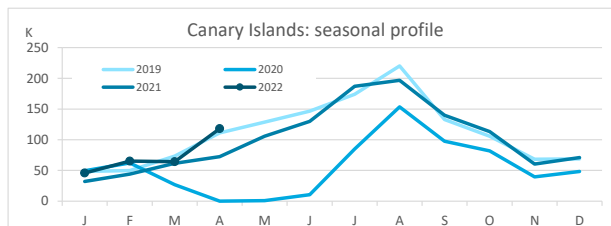
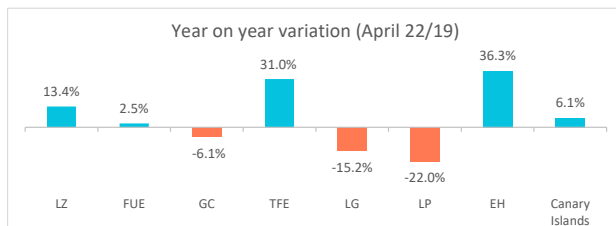


Canary Islands residents staying in tourist accommodation by island of stay

	Lanzarote	Fuerteventura	Gran Canaria	Tenerife	La Gomera	La Palma	El Hierro	Canary Islands
April 2019	8,633	11,913	48,642	31,380	5,207	4,532	932	111,239
April 2022	9,790	12,213	45,662	41,117	4,418	3,537	1,270	118,007
% residents in the island	23.9%	7.8%	62.0%	47.3%	2.4%	34.4%	0.0%	100%
Change, 22-19	1,157	300	-2,980	9,737	-789	-995	338	6,768
Change, % 22-19	13.4%	2.5%	-6.1%	31.0%	-15.2%	-22.0%	36.3%	6.1%



Canary Islands residents staying in tourist accommodation by island of residence and island of stay

		ISLAND OF STAY							CANARY ISLANDS
		Lanzarote	Fuerteventura	Gran Canaria	Tenerife	La Gomera	La Palma	El Hierro	
ISLAND OF RESIDENCE	Lanzarote	2,344	1,420	5,157	914	28	53	15	9,931
	Fuerteventura	441	957	3,227	313	3	57	6	5,004
	Gran Canaria	1,049	6,271	28,324	4,728	321	685	216	41,594
	Tenerife	4,967	2,068	7,417	19,450	3,902	989	332	39,125
	La Gomera	0	10	479	3,905	108	72	0	4,574
	La Palma	989	1,448	1,055	11,068	48	1,215	701	16,524
	El Hierro	0	39	3	739	8	466	0	1,255
	CANARY ISLANDS	9,790	12,213	45,662	41,117	4,418	3,537	1,270	118,007

Year on year variation: April 2022/2019

		ISLAND OF STAY							CANARY ISLANDS
		Lanzarote	Fuerteventura	Gran Canaria	Tenerife	La Gomera	La Palma	El Hierro	
ISLAND OF RESIDENCE	Lanzarote	21.0%	520.1%	239.3%	119.2%	86.7%	67.1%	50.0%	130.5%
	Fuerteventura	6.0%	101.5%	55.8%	6.0%	40.0%	68.0%	80.0%	43.1%
	Gran Canaria	69.6%	5.3%	13.6%	1.3%	100.6%	12.5%	0.5%	14.8%
	Tenerife	164.8%	20.9%	83.4%	2.0%	21.1%	34.0%	14.0%	13.6%
	La Gomera	0.0%	0.0%	1308.8%	303.8%	151.2%	55.3%	0.0%	279.6%
	La Palma	15.9%	24.3%	8.5%	237.6%	60.0%	30.3%	173.8%	79.1%
	El Hierro	100.0%	29.1%	99.8%	70.8%	11.1%	5725.0%	100.0%	71.9%
	CANARY ISLANDS	13.4%	2.5%	6.1%	31.0%	15.2%	22.0%	36.3%	6.1%

Canary Islands residents travelling to other islands (residents of each island are excluded)

	Lanzarote	Fuerteventura	Gran Canaria	Tenerife	La Gomera	La Palma	El Hierro	CANARY ISLANDS
Outbound tourism	7,587	4,047	13,270	19,675	4,466	15,309	1,255	65,609
Year on year variation (%)	219.9%	-51.4%	-17.2%	28.1%	284.3%	104.6%	-71.8%	18.9%
Inbound tourism	7,446	11,256	17,338	21,667	4,310	2,322	1,270	65,609
Year on year variation (%)	11.2%	-1.6%	9.4%	75.9%	-16.5%	-16.7%	38.5%	18.9%
Net balance	-141	7,209	4,068	1,992	-156	-12,987	15	0

Distribution by island of residence

		ISLAND OF STAY							CANARY ISLANDS
		Lanzarote	Fuerteventura	Gran Canaria	Tenerife	La Gomera	La Palma	El Hierro	
ISLAND OF RESIDENCE	Lanzarote	23.9%	11.6%	11.3%	2.2%	0.6%	1.5%	1.2%	8.4%
	Fuerteventura	4.5%	7.8%	7.1%	0.8%	0.1%	1.6%	0.5%	4.2%
	Gran Canaria	10.7%	51.3%	62.0%	11.5%	7.3%	19.4%	17.0%	35.2%
	Tenerife	50.7%	16.9%	16.2%	47.3%	88.3%	28.0%	26.1%	33.2%
	La Gomera	0.0%	0.1%	1.0%	9.5%	2.4%	2.0%	0.0%	3.9%
	La Palma	10.1%	11.9%	2.3%	26.9%	1.1%	34.4%	55.2%	14.0%
	El Hierro	0.0%	0.3%	0.0%	1.8%	0.2%	13.2%	0.0%	1.1%
	CANARY ISLANDS	100%	100%	100%	100%	100%	100%	100%	100%

Distribution by island of stay

		ISLAND OF STAY							CANARY ISLANDS
		Lanzarote	Fuerteventura	Gran Canaria	Tenerife	La Gomera	La Palma	El Hierro	
ISLAND OF RESIDENCE	Lanzarote	23.6%	14.3%	51.9%	9.2%	0.3%	0.5%	0.2%	100%
	Fuerteventura	8.8%	19.1%	64.5%	6.3%	0.1%	1.1%	0.1%	100%
	Gran Canaria	2.5%	15.1%	68.1%	11.4%	0.8%	1.6%	0.5%	100%
	Tenerife	12.7%	5.3%	19.0%	49.7%	10.0%	2.5%	0.8%	100%
	La Gomera	0.0%	0.2%	10.5%	85.4%	2.4%	1.6%	0.0%	100%
	La Palma	6.0%	8.8%	6.4%	67.0%	0.3%	7.4%	4.2%	100%
	El Hierro	0.0%	3.1%	0.2%	58.9%	0.6%	37.1%	0.0%	100%
	CANARY ISLANDS	8.3%	10.3%	38.7%	34.8%	3.7%	3.0%	1.1%	100%

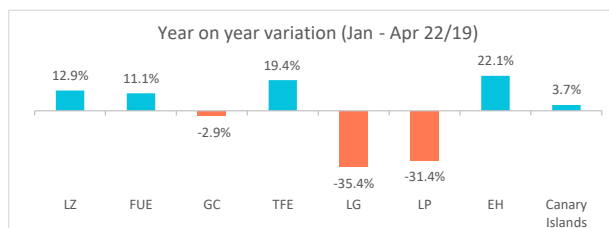
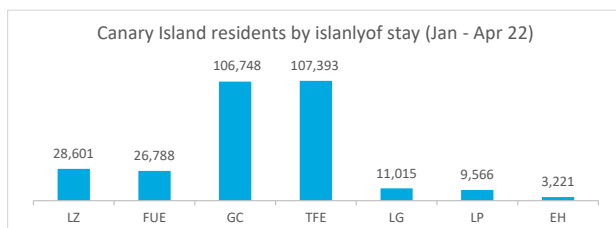
# Domestic tourism

## January - April 2022



### Canary Islands residents staying in tourist accommodation by island of stay

	Lanzarote	Fuerteventura	Gran Canaria	Tenerife	La Gomera	La Palma	El Hierro	Canary Islands
Jan-Apr 2019	25,342	24,120	109,931	89,908	17,038	13,935	2,637	282,911
Jan-Apr 2022	28,601	26,788	106,748	107,393	11,015	9,566	3,221	293,332
% tourist of the island	28.0%	7.0%	58.1%	43.1%	2.8%	31.6%	0.0%	100%
Change, 22-19	3,259	2,668	-3,183	17,485	-6,023	-4,369	584	10,421
Change, % 22-19	12.9%	11.1%	-2.9%	19.4%	-35.4%	-31.4%	22.1%	3.7%



### Canary Islands residents staying in tourist accommodation by island of residence and island of stay

ISLAND OF RESIDENCE	ISLAND OF STAY								CANARY ISLANDS
	Lanzarote	Fuerteventura	Gran Canaria	Tenerife	La Gomera	La Palma	El Hierro		
Lanzarote	8,002	3,645	12,061	4,560	33	204	22		28,527
Fuerteventura	991	1,863	8,190	3,875	9	216	15		15,159
Gran Canaria	7,526	13,232	62,025	14,390	1,052	1,929	1,097		101,251
Tenerife	10,443	3,894	20,355	46,340	9,383	3,205	1,056		94,676
La Gomera	2	30	586	5,595	311	266	0		6,790
La Palma	1,628	4,014	3,276	28,295	195	3,024	1,031		41,463
El Hierro	9	110	255	4,338	32	722	0		5,466
<b>CANARY ISLANDS</b>	<b>28,601</b>	<b>26,788</b>	<b>106,748</b>	<b>107,393</b>	<b>11,015</b>	<b>9,566</b>	<b>3,221</b>		<b>293,332</b>

### Year on year variation: January - April 2022/2019

ISLAND OF RESIDENCE	ISLAND OF STAY								CANARY ISLANDS
	Lanzarote	Fuerteventura	Gran Canaria	Tenerife	La Gomera	La Palma	El Hierro		
Lanzarote	19.2%	222.3%	29.0%	139.5%	120.0%	82.3%	48.8%		40.5%
Fuerteventura	56.3%	50.8%	27.8%	47.0%	25.0%	39.5%	89.3%		26.2%
Gran Canaria	23.0%	18.6%	7.1%	15.1%	72.2%	6.9%	177.7%		1.7%
Tenerife	133.6%	23.5%	32.2%	11.7%	41.2%	27.0%	31.1%		4.7%
La Gomera	77.8%	0.0%	283.0%	53.5%	2.2%	17.1%	0.0%		52.8%
La Palma	19.9%	38.3%	10.3%	150.8%	95.0%	47.8%	148.4%		58.4%
El Hierro	88.3%	100.0%	92.2%	20.2%	146.2%	506.7%	100.0%		39.7%
<b>CANARY ISLANDS</b>	<b>12.9%</b>	<b>11.1%</b>	<b>2.9%</b>	<b>19.4%</b>	<b>35.4%</b>	<b>31.4%</b>	<b>22.1%</b>		<b>3.7%</b>

### Canary Islands residents travelling to other islands (residents of each island are excluded)

	Lanzarote	Fuerteventura	Gran Canaria	Tenerife	La Gomera	La Palma	El Hierro	Canary Islands
Outbound tourism	20,525	13,296	39,226	48,336	6,479	38,439	5,466	171,767
Year on year variation (%)	51.0%	-20.7%	8.2%	3.2%	57.0%	88.6%	-39.0%	16.9%
Inbound tourism	20,599	24,925	44,723	61,053	10,704	6,542	3,221	171,767
Year on year variation (%)	10.6%	22.6%	3.6%	63.2%	-36.0%	-19.7%	27.6%	16.9%
Net balance	74	11,629	5,497	12,717	4,225	-31,897	-2,245	0

### Distribution by island of residence

ISLAND OF RESIDENCE	ISLAND OF STAY								CANARY ISLANDS
	Lanzarote	Fuerteventura	Gran Canaria	Tenerife	La Gomera	La Palma	El Hierro		
Lanzarote	28.0%	13.6%	11.3%	4.2%	0.3%	2.1%	0.7%		9.7%
Fuerteventura	3.5%	7.0%	7.7%	3.6%	0.1%	2.3%	0.5%		5.2%
Gran Canaria	26.3%	49.4%	58.1%	13.4%	9.6%	20.2%	34.1%		34.5%
Tenerife	36.5%	14.5%	19.1%	43.1%	85.2%	33.5%	32.8%		32.3%
La Gomera	0.0%	0.1%	0.5%	5.2%	2.8%	2.8%	0.0%		2.3%
La Palma	5.7%	15.0%	3.1%	26.3%	1.8%	31.6%	32.0%		14.1%
El Hierro	0.0%	0.4%	0.2%	4.0%	0.3%	7.5%	0.0%		1.9%
<b>CANARY ISLANDS</b>	<b>100%</b>	<b>100%</b>	<b>100%</b>	<b>100%</b>	<b>100%</b>	<b>100%</b>	<b>100%</b>		<b>100%</b>

### Distribution by island of stay

ISLAND OF RESIDENCE	ISLAND OF STAY								CANARY ISLANDS
	Lanzarote	Fuerteventura	Gran Canaria	Tenerife	La Gomera	La Palma	El Hierro		
Lanzarote	28.1%	12.8%	42.3%	16.0%	0.1%	0.7%	0.1%		100%
Fuerteventura	6.5%	12.3%	54.0%	25.6%	0.1%	1.4%	0.1%		100%
Gran Canaria	7.4%	13.1%	61.3%	14.2%	1.0%	1.9%	1.1%		100%
Tenerife	11.0%	4.1%	21.5%	48.9%	9.9%	3.4%	1.1%		100%
La Gomera	0.0%	0.4%	8.6%	82.4%	4.6%	3.9%	0.0%		100%
La Palma	3.9%	9.7%	7.9%	68.2%	0.5%	7.3%	2.5%		100%
El Hierro	0.2%	2.0%	4.7%	79.4%	0.6%	13.2%	0.0%		100%
<b>CANARY ISLANDS</b>	<b>9.8%</b>	<b>9.1%</b>	<b>36.4%</b>	<b>36.6%</b>	<b>3.8%</b>	<b>3.3%</b>	<b>1.1%</b>		<b>100%</b>