

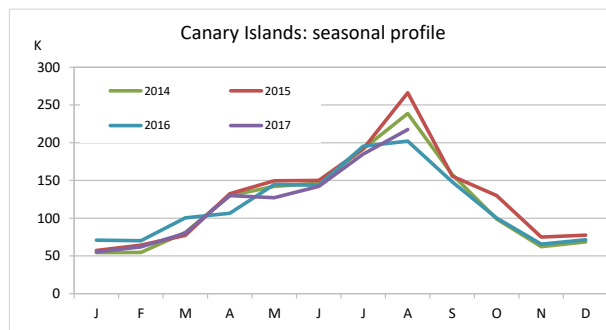
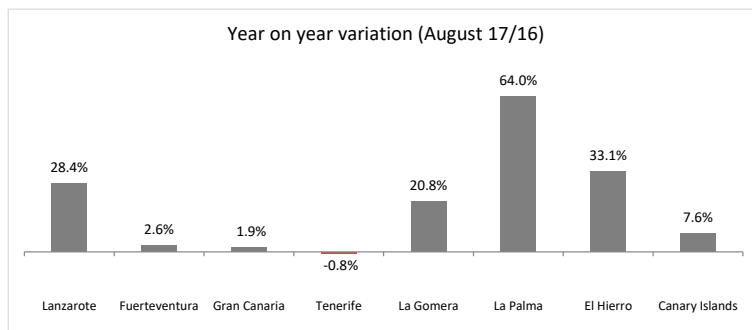
Domestic tourism

August 2017



Canary Islands residents staying in tourist accommodation by island of stay

	Lanzarote	Fuerteventura	Gran Canaria	Tenerife	La Gomera	La Palma	El Hierro	Canary Islands
August 2014	17,231	35,447	101,485	63,583	9,812	9,273	1,804	238,635
August 2015	20,430	23,610	141,648	57,581	13,371	8,409	1,085	266,134
August 2016	16,228	24,846	89,058	50,757	9,654	9,619	1,912	202,074
August 2017	20,829	25,492	90,750	50,367	11,663	15,776	2,545	217,422
% tourists from that island	37.2%	13.8%	80.0%	25.1%	1.2%	8.4%	0.3%	100%
Change, 17-16	4,601	646	1,692	-390	2,009	6,157	633	15,348
Change, % 17-16	28.4%	2.6%	1.9%	-0.8%	20.8%	64.0%	33.1%	7.6%



Canary Islands residents staying in tourist accommodation by island of residence and island of stay

		ISLAND OF STAY							CANARY ISLANDS
		Lanzarote	Fuerteventura	Gran Canaria	Tenerife	La Gomera	La Palma	El Hierro	
ISLAND OF RESIDENCE	Lanzarote	7,754	200	1,877	780	17	421	13	11,062
	Fuerteventura	2,739	3,513	1,716	1,217	20	154	43	9,402
	Gran Canaria	6,934	15,234	72,631	6,850	756	3,425	1,468	107,298
	Tenerife	2,584	6,539	12,661	34,692	10,419	10,294	956	78,145
	La Gomera	4	0	1,273	1,240	139	74	15	2,745
	La Palma	814	0	592	4,373	293	1,325	42	7,439
	El Hierro	0	6	0	1,215	19	83	8	1,331
	CANARY ISLANDS	20,829	25,492	90,750	50,367	11,663	15,776	2,545	217,422

Canary Islands residents travelling to other islands (residents of each island are excluded)

	Lanzarote	Fuerteventura	Gran Canaria	Tenerife	La Gomera	La Palma	El Hierro	CANARY ISLANDS
Outbound tourism	3,308	5,889	34,667	43,453	2,606	6,114	1,323	97,360
Inbound tourism	13,075	21,979	18,119	15,675	11,524	14,451	2,537	97,360
Net balance	9,767	16,090	-16,548	-27,778	8,918	8,337	1,214	0

Distribution by island of residence

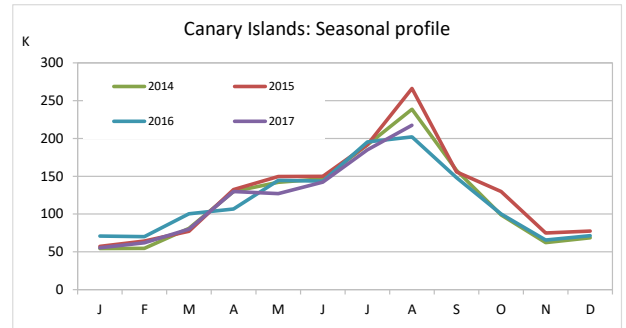
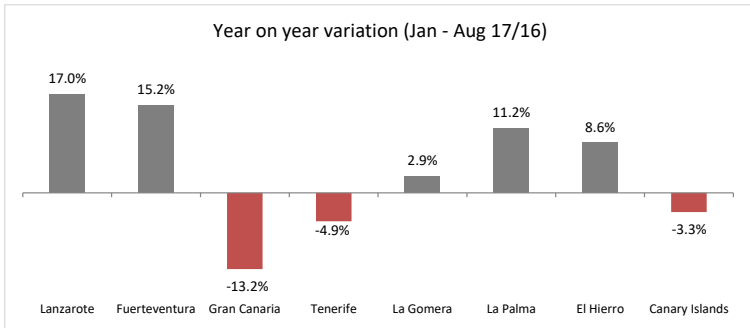
		ISLAND OF STAY							CANARY ISLANDS
		Lanzarote	Fuerteventura	Gran Canaria	Tenerife	La Gomera	La Palma	El Hierro	
ISLAND OF RESIDENCE	Lanzarote	37.2%	0.8%	2.1%	1.5%	0.1%	2.7%	0.5%	5.1%
	Fuerteventura	13.1%	13.8%	1.9%	2.4%	0.2%	1.0%	1.7%	4.3%
	Gran Canaria	33.3%	59.8%	80.0%	13.6%	6.5%	21.7%	57.7%	49.4%
	Tenerife	12.4%	25.7%	14.0%	68.9%	89.3%	65.3%	37.6%	35.9%
	La Gomera	0.0%	0.0%	1.4%	2.5%	1.2%	0.5%	0.6%	1.3%
	La Palma	3.9%	0.0%	0.7%	8.7%	2.5%	8.4%	1.7%	3.4%
	El Hierro	0.0%	0.0%	0.0%	2.4%	0.2%	0.5%	0.3%	0.6%
	CANARY ISLANDS	100.0%	100.0%	100.0%	100.0%	100.0%	100.0%	100.0%	100.0%

Distribution by island of stay

		ISLAND OF STAY							CANARY ISLANDS
		Lanzarote	Fuerteventura	Gran Canaria	Tenerife	La Gomera	La Palma	El Hierro	
ISLAND OF RESIDENCE	Lanzarote	70.1%	1.8%	17.0%	7.1%	0.2%	3.8%	0.1%	100.0%
	Fuerteventura	29.1%	37.4%	18.3%	12.9%	0.2%	1.6%	0.5%	100.0%
	Gran Canaria	6.5%	14.2%	67.7%	6.4%	0.7%	3.2%	1.4%	100.0%
	Tenerife	3.3%	8.4%	16.2%	44.4%	13.3%	13.2%	1.2%	100.0%
	La Gomera	0.1%	0.0%	46.4%	45.2%	5.1%	2.7%	0.5%	100.0%
	La Palma	10.9%	0.0%	8.0%	58.8%	3.9%	17.8%	0.6%	100.0%
	El Hierro	0.0%	0.5%	0.0%	91.3%	1.4%	6.2%	0.6%	100.0%
	CANARY ISLANDS	9.6%	11.7%	41.7%	23.2%	5.4%	7.3%	1.2%	100.0%

Canary Islands residents staying in tourist accommodation by island of stay

	Lanzarote	Fuerteventura	Gran Canaria	Tenerife	La Gomera	La Palma	El Hierro	Canary Islands
Jan-Aug 2014	86,318	125,284	416,877	314,473	37,336	50,497	8,230	1,039,015
Jan-Aug 2015	95,680	104,718	468,273	324,460	43,851	45,874	5,948	1,088,804
Jan-Aug 2016	95,736	91,545	434,372	308,632	42,859	51,357	8,963	1,033,464
Jan-Aug 2017	112,032	105,450	377,154	293,481	44,116	57,092	9,737	999,062
% tourists from that island	47.7%	23.7%	70.1%	61.1%	4.6%	11.9%	0.3%	100%
Change, 17-16	16,296	13,905	-57,218	-15,151	1,257	5,735	774	-34,402
Change, % 17-16	17.0%	15.2%	-13.2%	-4.9%	2.9%	11.2%	8.6%	-3.3%



Canary Islands residents staying in tourist accommodation by island of residence and island of stay

		ISLAND OF STAY							
		Lanzarote	Fuerteventura	Gran Canaria	Tenerife	La Gomera	La Palma	El Hierro	CANARY ISLANDS
ISLAND OF RESIDENCE	Lanzarote	53,443	13,452	23,098	5,443	36	3,396	355	99,223
	Fuerteventura	6,858	25,044	8,231	5,035	71	1,158	45	46,442
	Gran Canaria	35,722	48,142	264,365	45,627	3,309	10,601	3,336	411,102
	Tenerife	10,864	17,947	57,052	179,363	37,437	34,104	4,759	341,526
	La Gomera	99	1	1,891	9,357	2,039	795	567	14,749
	La Palma	4,712	838	22,041	33,011	1,177	6,783	645	69,207
	El Hierro	334	26	476	15,645	47	255	30	16,813
	CANARY ISLANDS	112,032	105,450	377,154	293,481	44,116	57,092	9,737	999,062

Canary Islands residents travelling to other islands (residents of each island are excluded)

	Lanzarote	Fuerteventura	Gran Canaria	Tenerife	La Gomera	La Palma	El Hierro	CANARY ISLANDS
Outbound tourism	45,780	21,398	146,737	162,163	12,710	62,424	16,783	467,995
Inbound tourism	58,589	80,406	112,789	114,118	42,077	50,309	9,707	467,995
Net balance	12,809	59,008	-33,948	-48,045	29,367	-12,115	-7,076	0

Distribution by island of residence

		ISLAND OF STAY							
		Lanzarote	Fuerteventura	Gran Canaria	Tenerife	La Gomera	La Palma	El Hierro	CANARY ISLANDS
ISLAND OF RESIDENCE	Lanzarote	47.7%	12.8%	6.1%	1.9%	0.1%	5.9%	3.6%	9.9%
	Fuerteventura	6.1%	23.7%	2.2%	1.7%	0.2%	2.0%	0.5%	4.6%
	Gran Canaria	31.9%	45.7%	70.1%	15.5%	7.5%	18.6%	34.3%	41.1%
	Tenerife	9.7%	17.0%	15.1%	61.1%	84.9%	59.7%	48.9%	34.2%
	La Gomera	0.1%	0.0%	0.5%	3.2%	4.6%	1.4%	5.8%	1.5%
	La Palma	4.2%	0.8%	5.8%	11.2%	2.7%	11.9%	6.6%	6.9%
	El Hierro	0.3%	0.0%	0.1%	5.3%	0.1%	0.4%	0.3%	1.7%
	CANARY ISLANDS	100.0%	100.0%	100.0%	100.0%	100.0%	100.0%	100.0%	100.0%

Distribution by island of stay

		ISLAND OF STAY							
		Lanzarote	Fuerteventura	Gran Canaria	Tenerife	La Gomera	La Palma	El Hierro	CANARY ISLANDS
ISLAND OF RESIDEN	Lanzarote	53.9%	13.6%	23.3%	5.5%	0.0%	3.4%	0.4%	100.0%
	Fuerteventura	14.8%	53.9%	17.7%	10.8%	0.2%	2.5%	0.1%	100.0%
	Gran Canaria	8.7%	11.7%	64.3%	11.1%	0.8%	2.6%	0.8%	100.0%
	Tenerife	3.2%	5.3%	16.7%	52.5%	11.0%	10.0%	1.4%	100.0%
	La Gomera	0.7%	0.0%	12.8%	63.4%	13.8%	5.4%	3.8%	100.0%
	La Palma	6.8%	1.2%	31.8%	47.7%	1.7%	9.8%	0.9%	100.0%
	El Hierro	2.0%	0.2%	2.8%	93.1%	0.3%	1.5%	0.2%	100.0%
	CANARY ISLANDS	11.2%	10.6%	37.8%	29.4%	4.4%	5.7%	1.0%	100.0%