

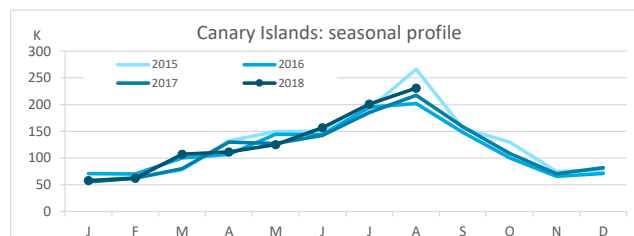
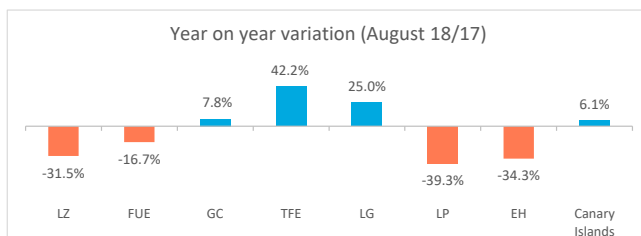
Domestic tourism

August 2018



Canary Islands residents staying in tourist accommodation by island of stay

	Lanzarote	Fuerteventura	Gran Canaria	Tenerife	La Gomera	La Palma	El Hierro	Canary Islands
August 2017	20,829	25,492	90,750	50,367	11,663	15,776	2,545	217,422
August 2018	14,271	21,227	97,838	71,627	14,573	9,578	1,673	230,787
% residents in the island	23.5%	39.2%	83.5%	11.4%	54.4%	32.7%	13.4%	100%
Change, 18-17	-6,558	-4,265	7,088	21,260	2,910	-6,198	-872	13,365
Change, % 18-17	-31.5%	-16.7%	7.8%	42.2%	25.0%	-39.3%	-34.3%	6.1%



Canary Islands residents staying in tourist accommodation by island of residence and island of stay

ISLAND OF RESIDENCE	ISLAND OF STAY							
	Lanzarote	Fuerteventura	Gran Canaria	Tenerife	La Gomera	La Palma	El Hierro	CANARY ISLANDS
Lanzarote	3,347	434	2,470	2,138	40	70	11	8,510
Fuerteventura	1,428	8,317	1,521	372	20	22	4	11,684
Gran Canaria	4,419	8,463	81,734	11,655	800	2,204	338	109,613
Tenerife	4,074	3,130	8,141	49,959	4,998	2,166	1,095	73,563
La Gomera	19	15	90	773	7,923	1,427	0	10,247
La Palma	917	866	3,569	5,072	152	3,129	0	13,705
El Hierro	67	2	313	1,658	640	560	225	3,465
CANARY ISLANDS	14,271	21,227	97,838	71,627	14,573	9,578	1,673	230,787

Year on year variation: August 2018/2017

ISLAND OF RESIDENCE	ISLAND OF STAY							
	Lanzarote	Fuerteventura	Gran Canaria	Tenerife	La Gomera	La Palma	El Hierro	CANARY ISLANDS
Lanzarote	-56.8%	117.0%	31.6%	174.1%	135.3%	-83.4%	-15.4%	-23.1%
Fuerteventura	-47.9%	136.7%	-11.4%	-69.4%	0.0%	-85.7%	-90.7%	24.3%
Gran Canaria	-36.3%	-44.4%	12.5%	70.1%	5.8%	-35.6%	-77.0%	2.2%
Tenerife	57.7%	-52.1%	-35.7%	44.0%	-52.0%	-79.0%	14.5%	-5.9%
La Gomera	375.0%	--	-92.9%	-37.7%	5600.0%	1828.4%	-100.0%	273.3%
La Palma	12.7%	--	502.9%	16.0%	-48.1%	136.2%	-100.0%	84.2%
El Hierro	--	-66.7%	--	36.5%	3268.4%	574.7%	2712.5%	160.3%
CANARY ISLANDS	-31.5%	-16.7%	7.8%	42.2%	25.0%	-39.3%	-34.3%	6.1%

Canary Islands residents travelling to other islands (residents of each island are excluded)

	Lanzarote	Fuerteventura	Gran Canaria	Tenerife	La Gomera	La Palma	El Hierro	CANARY ISLANDS
Outbound tourism	5,163	3,367	27,879	23,604	2,324	10,576	3,240	76,153
Year on year variation (%)	56.1%	-42.8%	-19.6%	-45.7%	-10.8%	73.0%	144.9%	-21.8%
Inbound tourism	10,924	12,910	16,104	21,668	6,650	6,449	1,448	76,153
Year on year variation (%)	-16.5%	-41.3%	-11.1%	38.2%	-42.3%	-55.4%	-42.9%	-21.8%
Net balance	5,761	9,543	-11,775	-1,936	4,326	-4,127	-1,792	0

Distribution by island of residence

ISLAND OF RESIDENCE	ISLAND OF STAY							
	Lanzarote	Fuerteventura	Gran Canaria	Tenerife	La Gomera	La Palma	El Hierro	CANARY ISLANDS
Lanzarote	23.5%	2.0%	2.5%	3.0%	0.3%	0.7%	0.7%	3.7%
Fuerteventura	10.0%	39.2%	1.6%	0.5%	0.1%	0.2%	0.2%	5.1%
Gran Canaria	31.0%	39.9%	83.5%	16.3%	5.5%	23.0%	20.2%	47.5%
Tenerife	28.5%	14.7%	8.3%	69.7%	34.3%	22.6%	65.5%	31.9%
La Gomera	0.1%	0.1%	0.1%	1.1%	54.4%	14.9%	0.0%	4.4%
La Palma	6.4%	4.1%	3.6%	7.1%	1.0%	32.7%	0.0%	5.9%
El Hierro	0.5%	0.0%	0.3%	2.3%	4.4%	5.8%	13.4%	1.5%
CANARY ISLANDS	100%	100%	100%	100%	100%	100%	100%	100%

Distribution by island of stay

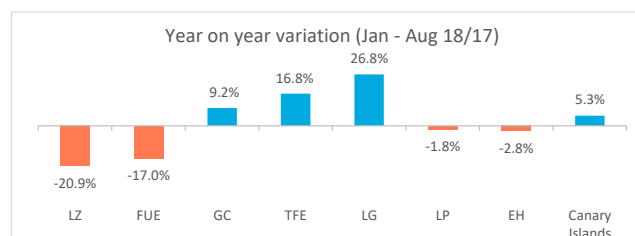
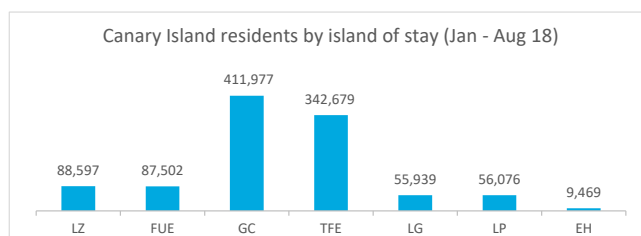
ISLAND OF RESIDENCE	ISLAND OF STAY							
	Lanzarote	Fuerteventura	Gran Canaria	Tenerife	La Gomera	La Palma	El Hierro	CANARY ISLANDS
Lanzarote	39.3%	5.1%	29.0%	25.1%	0.5%	0.8%	0.1%	100%
Fuerteventura	12.2%	71.2%	13.0%	3.2%	0.2%	0.2%	0.0%	100%
Gran Canaria	4.0%	7.7%	74.6%	10.6%	0.7%	2.0%	0.3%	100%
Tenerife	5.5%	4.3%	11.1%	67.9%	6.8%	2.9%	1.5%	100%
La Gomera	0.2%	0.1%	0.9%	7.5%	77.3%	13.9%	0.0%	100%
La Palma	6.7%	6.3%	26.0%	37.0%	1.1%	22.8%	0.0%	100%
El Hierro	1.9%	0.1%	9.0%	47.8%	18.5%	16.2%	6.5%	100%
CANARY ISLANDS	6.2%	9.2%	42.4%	31.0%	6.3%	4.2%	0.7%	100%

Domestic tourism January - August 2018



Canary Islands residents staying in tourist accommodation by island of stay

	Lanzarote	Fuerteventura	Gran Canaria	Tenerife	La Gomera	La Palma	El Hierro	Canary Islands
Jan-Aug 2017	112,032	105,450	377,154	293,481	44,116	57,092	9,737	999,062
Jan-Aug 2018	88,597	87,502	411,977	342,679	55,939	56,076	9,469	1,052,239
% tourist of the island	46.3%	23.8%	73.9%	14.1%	54.8%	34.1%	6.6%	100%
Change, 18-17	-23,435	-17,948	34,823	49,198	11,823	-1,016	-268	53,177
Change, % 18-17	-20.9%	-17.0%	9.2%	16.8%	26.8%	-1.8%	-2.8%	5.3%



Canary Islands residents staying in tourist accommodation by island of residence and island of stay

ISLAND OF RESIDENCE	ISLAND OF STAY							
	Lanzarote	Fuerteventura	Gran Canaria	Tenerife	La Gomera	La Palma	El Hierro	CANARY ISLANDS
Lanzarote	40,980	4,369	25,444	7,013	134	3,688	166	81,794
Fuerteventura	7,517	20,783	8,704	3,132	71	2,385	33	42,625
Gran Canaria	23,688	43,883	304,498	68,200	2,917	9,272	1,391	453,849
Tenerife	14,002	16,332	48,250	219,107	20,723	15,966	6,560	340,940
La Gomera	79	29	2,267	6,738	30,662	3,204	146	43,125
La Palma	1,866	2,104	20,605	31,290	636	19,137	550	76,188
El Hierro	465	2	2,209	7,199	796	2,424	623	13,718
CANARY ISLANDS	88,597	87,502	411,977	342,679	55,939	56,076	9,469	1,052,239

Year on year variation: January - August 2018/2017

ISLAND OF RESIDENCE	ISLAND OF STAY							
	Lanzarote	Fuerteventura	Gran Canaria	Tenerife	La Gomera	La Palma	El Hierro	CANARY ISLANDS
Lanzarote	-23.3%	-67.5%	10.2%	28.8%	272.2%	8.6%	-53.2%	-17.6%
Fuerteventura	9.6%	-17.0%	5.7%	-37.8%	0.0%	106.0%	-26.7%	-8.2%
Gran Canaria	-33.7%	-8.8%	15.2%	49.5%	-11.8%	-12.5%	-58.3%	10.4%
Tenerife	28.9%	-9.0%	-15.4%	22.2%	-44.6%	-53.2%	37.8%	-0.2%
La Gomera	-20.2%	2800.0%	19.9%	-28.0%	1403.8%	303.0%	-74.3%	192.4%
La Palma	-60.4%	151.1%	-6.5%	-5.2%	-46.0%	182.1%	-14.7%	10.1%
El Hierro	39.2%	-92.3%	364.1%	-54.0%	1593.6%	850.6%	1976.7%	-18.4%
CANARY ISLANDS	-20.9%	-17.0%	9.2%	16.8%	26.8%	-1.8%	-2.8%	5.3%

Canary Islands residents travelling to other islands (residents of each island are excluded)

	Lanzarote	Fuerteventura	Gran Canaria	Tenerife	La Gomera	La Palma	El Hierro	CANARY ISLANDS
Outbound tourism	40,814	21,842	149,351	121,833	12,463	57,051	13,095	416,449
Year on year variation (%)	-10.8%	2.1%	1.8%	-24.9%	-1.9%	-8.6%	-22.0%	-11.0%
Inbound tourism	47,617	66,719	107,479	123,572	25,277	36,939	8,846	416,449
Year on year variation (%)	-18.7%	-17.0%	-4.7%	8.3%	-39.9%	-26.6%	-8.9%	-11.0%
Net balance	6,803	44,877	-41,872	1,739	12,814	-20,112	-4,249	0

Distribution by island of residence

ISLAND OF RESIDENCE	ISLAND OF STAY							
	Lanzarote	Fuerteventura	Gran Canaria	Tenerife	La Gomera	La Palma	El Hierro	CANARY ISLANDS
Lanzarote	46.3%	5.0%	6.2%	2.0%	0.2%	6.6%	1.8%	7.8%
Fuerteventura	8.5%	23.8%	2.1%	0.9%	0.1%	4.3%	0.3%	4.1%
Gran Canaria	26.7%	50.2%	73.9%	19.9%	5.2%	16.5%	14.7%	43.1%
Tenerife	15.8%	18.7%	11.7%	63.9%	37.0%	28.5%	69.3%	32.4%
La Gomera	0.1%	0.0%	0.6%	2.0%	54.8%	5.7%	1.5%	4.1%
La Palma	2.1%	2.4%	5.0%	9.1%	1.1%	34.1%	5.8%	7.2%
El Hierro	0.5%	0.0%	0.5%	2.1%	1.4%	4.3%	6.6%	1.3%
CANARY ISLANDS	100%	100%	100%	100%	100%	100%	100%	100%

Distribution by island of stay

ISLAND OF RESIDENCE	ISLAND OF STAY							
	Lanzarote	Fuerteventura	Gran Canaria	Tenerife	La Gomera	La Palma	El Hierro	CANARY ISLANDS
Lanzarote	50.1%	5.3%	31.1%	8.6%	0.2%	4.5%	0.2%	100%
Fuerteventura	17.6%	48.8%	20.4%	7.3%	0.2%	5.6%	0.1%	100%
Gran Canaria	5.2%	9.7%	67.1%	15.0%	0.6%	2.0%	0.3%	100%
Tenerife	4.1%	4.8%	14.2%	64.3%	6.1%	4.7%	1.9%	100%
La Gomera	0.2%	0.1%	5.3%	15.6%	71.1%	7.4%	0.3%	100%
La Palma	2.4%	2.8%	27.0%	41.1%	0.8%	25.1%	0.7%	100%
El Hierro	3.4%	0.0%	16.1%	52.5%	5.8%	17.7%	4.5%	100%
CANARY ISLANDS	8.4%	8.3%	39.2%	32.6%	5.3%	5.3%	0.9%	100%