

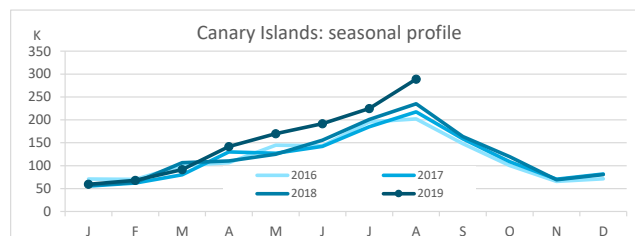
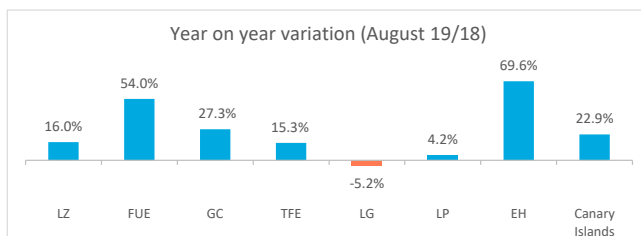
Domestic tourism

August 2019



Canary Islands residents staying in tourist accommodation by island of stay

	Lanzarote	Fuerteventura	Gran Canaria	Tenerife	La Gomera	La Palma	El Hierro	Canary Islands
August 2018	14,362	22,200	102,157	70,550	14,573	9,578	1,673	235,093
August 2019	16,661	34,189	129,999	81,335	13,815	9,976	2,837	288,812
% residents in the island	31.1%	9.6%	54.6%	32.7%	0.6%	44.1%	1.6%	100%
Change, 19-18	2,299	11,989	27,842	10,785	-758	398	1,164	53,719
Change, % 19-18	16.0%	54.0%	27.3%	15.3%	-5.2%	4.2%	69.6%	22.9%



Canary Islands residents staying in tourist accommodation by island of residence and island of stay

ISLAND OF RESIDENCE	ISLAND OF STAY							
	Lanzarote	Fuerteventura	Gran Canaria	Tenerife	La Gomera	La Palma	El Hierro	CANARY ISLANDS
Lanzarote	5,189	3,341	10,419	372	10	452	4	19,787
Fuerteventura	736	3,289	13,337	1,199	17	350	0	18,928
Gran Canaria	4,909	16,989	71,000	6,950	635	844	254	101,581
Tenerife	3,379	8,039	26,587	54,286	12,946	3,140	2,467	110,844
La Gomera	66	118	4,342	3,892	88	739	34	9,279
La Palma	2,382	2,065	4,259	12,363	64	4,404	34	25,571
El Hierro	0	348	55	2,273	55	47	44	2,822
CANARY ISLANDS	16,661	34,189	129,999	81,335	13,815	9,976	2,837	288,812

Year on year variation: August 2019/2018

ISLAND OF RESIDENCE	ISLAND OF STAY							
	Lanzarote	Fuerteventura	Gran Canaria	Tenerife	La Gomera	La Palma	El Hierro	CANARY ISLANDS
Lanzarote	45.1%	546.2%	388.2%	-82.5%	-75.0%	545.7%	-63.6%	133.5%
Fuerteventura	-48.5%	-62.9%	1011.4%	222.3%	-15.0%	1490.9%	-100.0%	59.0%
Gran Canaria	11.1%	93.1%	-18.2%	-40.5%	-20.6%	-61.7%	-24.9%	-11.7%
Tenerife	-14.2%	155.4%	226.5%	11.3%	1.7%	45.0%	125.3%	38.6%
La Gomera	247.4%	686.7%	4724.4%	314.5%	-52.9%	-48.2%	--	246.6%
La Palma	159.8%	138.5%	21.9%	147.0%	-57.9%	40.7%	--	88.5%
El Hierro	-100.0%	17300.0%	-82.4%	37.3%	-91.4%	-91.6%	-80.4%	-18.5%
CANARY ISLANDS	16.0%	54.0%	27.3%	15.3%	-5.2%	4.2%	69.6%	22.9%

Canary Islands residents travelling to other islands (residents of each island are excluded)

	Lanzarote	Fuerteventura	Gran Canaria	Tenerife	La Gomera	La Palma	El Hierro	CANARY ISLANDS
Outbound tourism	14,598	15,639	30,581	56,558	9,191	21,167	2,778	150,512
Year on year variation (%)	197.9%	413.4%	8.3%	81.1%	269.1%	102.8%	-14.2%	80.1%
Inbound tourism	11,472	30,900	58,999	27,049	13,727	5,572	2,793	150,512
Year on year variation (%)	6.4%	131.6%	283.8%	24.2%	-4.6%	-13.6%	92.9%	80.1%
Net balance	-3,126	15,261	28,418	-29,509	4,536	-15,595	15	0

Distribution by island of residence

ISLAND OF RESIDENCE	ISLAND OF STAY							
	Lanzarote	Fuerteventura	Gran Canaria	Tenerife	La Gomera	La Palma	El Hierro	CANARY ISLANDS
Lanzarote	31.1%	9.8%	8.0%	0.5%	0.1%	4.5%	0.1%	6.9%
Fuerteventura	4.4%	9.6%	10.3%	1.5%	0.1%	3.5%	0.0%	6.6%
Gran Canaria	29.5%	49.7%	54.6%	8.5%	4.6%	8.5%	9.0%	35.2%
Tenerife	20.3%	23.5%	20.5%	66.7%	93.7%	31.5%	87.0%	38.4%
La Gomera	0.4%	0.3%	3.3%	4.8%	0.6%	7.4%	1.2%	3.2%
La Palma	14.3%	6.0%	3.3%	15.2%	0.5%	44.1%	1.2%	8.9%
El Hierro	0.0%	1.0%	0.0%	2.8%	0.4%	0.5%	1.6%	1.0%
CANARY ISLANDS	100%	100%	100%	100%	100%	100%	100%	100%

Distribution by island of stay

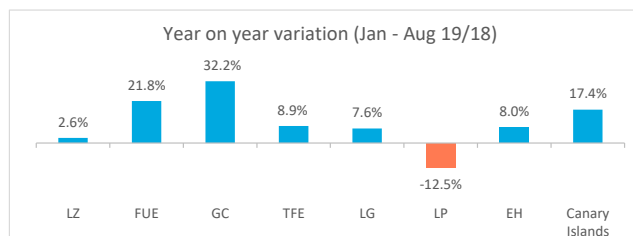
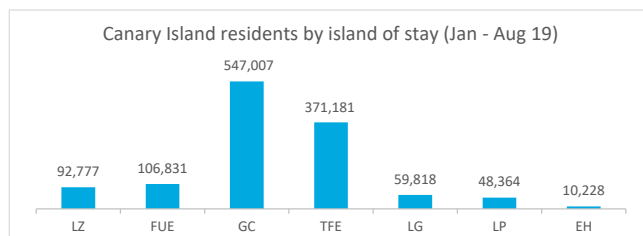
ISLAND OF RESIDENCE	ISLAND OF STAY							
	Lanzarote	Fuerteventura	Gran Canaria	Tenerife	La Gomera	La Palma	El Hierro	CANARY ISLANDS
Lanzarote	26.2%	16.9%	52.7%	1.9%	0.1%	2.3%	0.0%	100%
Fuerteventura	3.9%	17.4%	70.5%	6.3%	0.1%	1.8%	0.0%	100%
Gran Canaria	4.8%	16.7%	69.9%	6.8%	0.6%	0.8%	0.3%	100%
Tenerife	3.0%	7.3%	24.0%	49.0%	11.7%	2.8%	2.2%	100%
La Gomera	0.7%	1.3%	46.8%	41.9%	0.9%	8.0%	0.4%	100%
La Palma	9.3%	8.1%	16.7%	48.3%	0.3%	17.2%	0.1%	100%
El Hierro	0.0%	12.3%	1.9%	80.5%	1.9%	1.7%	1.6%	100%
CANARY ISLANDS	5.8%	11.8%	45.0%	28.2%	4.8%	3.5%	1.0%	100%

Domestic tourism January - August 2019



Canary Islands residents staying in tourist accommodation by island of stay

	Lanzarote	Fuerteventura	Gran Canaria	Tenerife	La Gomera	La Palma	El Hierro	Canary Islands
Jan-Aug 2018	90,407	87,676	413,710	340,993	55,591	55,296	9,469	1,053,142
Jan-Aug 2019	92,777	106,831	547,007	371,181	59,818	48,364	10,228	1,236,206
% tourist of the island	32.3%	14.7%	59.2%	22.6%	2.2%	41.2%	14.3%	100%
Change, 19-18	2,370	19,155	133,297	30,188	4,227	-6,932	759	183,064
Change, % 19-18	2.6%	21.8%	32.2%	8.9%	7.6%	-12.5%	8.0%	17.4%



Canary Islands residents staying in tourist accommodation by island of residence and island of stay

ISLAND OF RESIDENCE	ISLAND OF STAY								CANARY ISLANDS
	Lanzarote	Fuerteventura	Gran Canaria	Tenerife	La Gomera	La Palma	El Hierro		
Lanzarote	29,994	6,866	34,163	4,683	54	3,535	78	79,373	
Fuerteventura	6,973	15,713	59,870	5,714	68	1,414	151	89,903	
Gran Canaria	28,215	51,181	323,663	43,210	2,414	5,678	1,456	455,817	
Tenerife	17,683	24,649	83,811	243,794	55,332	16,128	6,342	447,739	
La Gomera	111	118	21,182	10,830	1,344	1,452	215	35,522	
La Palma	9,678	7,473	19,440	49,069	476	19,924	526	106,586	
El Hierro	123	831	4,878	13,881	130	233	1,460	21,536	
CANARY ISLANDS	92,777	106,831	547,007	371,181	59,818	48,364	10,228	1,236,206	

Year on year variation: January - August 2019/2018

ISLAND OF RESIDENCE	ISLAND OF STAY								CANARY ISLANDS
	Lanzarote	Fuerteventura	Gran Canaria	Tenerife	La Gomera	La Palma	El Hierro		
Lanzarote	-27.2%	54.2%	37.6%	-33.5%	-59.7%	-3.7%	-53.0%	-2.6%	
Fuerteventura	-9.6%	-27.6%	596.9%	82.4%	-32.0%	-39.3%	357.6%	106.2%	
Gran Canaria	16.6%	18.8%	6.3%	-36.7%	-18.4%	-37.7%	4.7%	0.5%	
Tenerife	18.8%	51.0%	73.4%	12.3%	12.3%	3.8%	-3.3%	21.7%	
La Gomera	40.5%	306.9%	805.6%	48.7%	-20.1%	-54.7%	47.3%	138.8%	
La Palma	418.6%	256.5%	-15.6%	58.6%	-25.2%	4.7%	-4.4%	36.4%	
El Hierro	-73.5%	41450.0%	140.2%	91.7%	-83.7%	-90.3%	134.3%	58.7%	
CANARY ISLANDS	2.6%	21.8%	32.2%	8.9%	7.6%	-12.5%	8.0%	17.4%	

Canary Islands residents travelling to other islands (residents of each island are excluded)

	Lanzarote	Fuerteventura	Gran Canaria	Tenerife	La Gomera	La Palma	El Hierro	Canary Islands
Outbound tourism	49,379	74,190	132,154	203,945	33,908	86,662	20,076	600,314
Year on year variation (%)	22.5%	238.7%	-11.3%	35.1%	159.3%	46.6%	55.0%	34.2%
Inbound tourism	62,783	91,118	223,344	127,387	58,474	28,440	8,768	600,314
Year on year variation (%)	27.6%	38.1%	104.6%	2.8%	8.5%	-21.6%	-0.9%	34.2%
Net balance	13,404	16,928	91,190	-76,558	24,566	-58,222	-11,308	0

Distribution by island of residence

ISLAND OF RESIDENCE	ISLAND OF STAY								CANARY ISLANDS
	Lanzarote	Fuerteventura	Gran Canaria	Tenerife	La Gomera	La Palma	El Hierro		
Lanzarote	32.3%	6.4%	6.2%	1.3%	0.1%	7.3%	0.8%	6.4%	
Fuerteventura	7.5%	14.7%	10.9%	1.5%	0.1%	2.9%	1.5%	7.3%	
Gran Canaria	30.4%	47.9%	59.2%	11.6%	4.0%	11.7%	14.2%	36.9%	
Tenerife	19.1%	23.1%	15.3%	65.7%	92.5%	33.3%	62.0%	36.2%	
La Gomera	0.1%	0.1%	3.9%	2.9%	2.2%	3.0%	2.1%	2.9%	
La Palma	10.4%	7.0%	3.6%	13.2%	0.8%	41.2%	5.1%	8.6%	
El Hierro	0.1%	0.8%	0.9%	3.7%	0.2%	0.5%	14.3%	1.7%	
CANARY ISLANDS	100%	100%	100%	100%	100%	100%	100%	100%	

Distribution by island of stay

ISLAND OF RESIDENCE	ISLAND OF STAY								CANARY ISLANDS
	Lanzarote	Fuerteventura	Gran Canaria	Tenerife	La Gomera	La Palma	El Hierro		
Lanzarote	37.8%	8.7%	43.0%	5.9%	0.1%	4.5%	0.1%	100%	
Fuerteventura	7.8%	17.5%	66.6%	6.4%	0.1%	1.6%	0.2%	100%	
Gran Canaria	6.2%	11.2%	71.0%	9.5%	0.5%	1.2%	0.3%	100%	
Tenerife	3.9%	5.5%	18.7%	54.5%	12.4%	3.6%	1.4%	100%	
La Gomera	0.3%	0.3%	60.1%	30.7%	3.8%	4.1%	0.6%	100%	
La Palma	9.1%	7.0%	18.2%	46.0%	0.4%	18.7%	0.5%	100%	
El Hierro	0.6%	3.9%	22.7%	64.5%	0.6%	1.1%	6.8%	100%	
CANARY ISLANDS	7.5%	8.6%	44.2%	30.0%	4.8%	3.9%	0.8%	100%	