

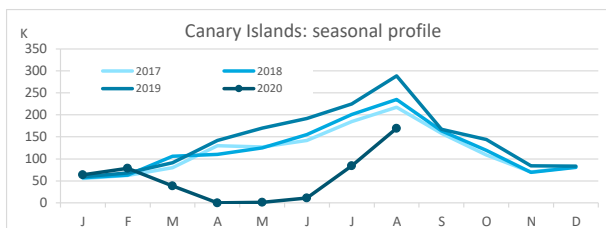
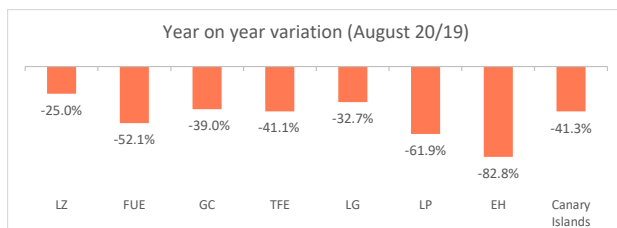
# Domestic tourism

## August 2020



### Canary Islands residents staying in tourist accommodation by island of stay

	Lanzarote	Fuerteventura	Gran Canaria	Tenerife	La Gomera	La Palma	El Hierro	Canary Islands
August 2019	16,661	34,189	129,999	81,335	13,815	9,976	2,837	288,812
August 2020	12,494	16,390	79,258	47,910	9,295	3,805	489	169,641
% residents in the island	27.8%	54.6%	70.4%	19.3%	1.7%	33.1%	0.0%	100%
Change, 20-19	-4,167	-17,799	-50,741	-33,425	-4,520	-6,171	-2,348	-119,171
Change, % 20-19	-25.0%	-52.1%	-39.0%	-41.1%	-32.7%	-61.9%	-82.8%	-41.3%



### Canary Islands residents staying in tourist accommodation by island of residence and island of stay

ISLAND OF RESIDENCE	ISLAND OF STAY							
	Lanzarote	Fuerteventura	Gran Canaria	Tenerife	La Gomera	La Palma	El Hierro	CANARY ISLANDS
Lanzarote	3,468	348	3,132	707	27	92	0	7,774
Fuerteventura	1,966	8,947	4,477	1,169	0	314	0	16,873
Gran Canaria	3,932	1,642	55,780	2,334	873	731	299	65,591
Tenerife	2,233	4,606	9,224	40,184	8,102	1,244	126	65,719
La Gomera	37	17	2,605	910	158	56	32	3,815
La Palma	856	830	4,040	2,558	122	1,258	32	9,696
El Hierro	2	0	0	48	13	110	0	173
<b>CANARY ISLANDS</b>	<b>12,494</b>	<b>16,390</b>	<b>79,258</b>	<b>47,910</b>	<b>9,295</b>	<b>3,805</b>	<b>489</b>	<b>169,641</b>

### Year on year variation: August 2020/2019

ISLAND OF RESIDENCE	ISLAND OF STAY							
	Lanzarote	Fuerteventura	Gran Canaria	Tenerife	La Gomera	La Palma	El Hierro	CANARY ISLANDS
Lanzarote	-33.2%	-89.6%	-69.9%	90.1%	170.0%	-79.6%	-100.0%	-60.7%
Fuerteventura	167.1%	172.0%	-66.4%	-2.5%	-100.0%	-10.3%	--	-10.9%
Gran Canaria	-19.9%	-90.3%	-21.4%	-66.4%	37.5%	-13.4%	17.7%	-35.4%
Tenerife	-33.9%	-42.7%	-65.3%	-26.0%	-37.4%	-60.4%	-94.9%	-40.7%
La Gomera	-43.9%	-85.6%	-40.0%	-76.6%	79.5%	-92.4%	-5.9%	-58.9%
La Palma	-64.1%	-59.8%	-5.1%	-79.3%	90.6%	-71.4%	-5.9%	-62.1%
El Hierro	--	-100.0%	-100.0%	-97.9%	-76.4%	134.0%	-100.0%	-93.9%
<b>CANARY ISLANDS</b>	<b>-25.0%</b>	<b>-52.1%</b>	<b>-39.0%</b>	<b>-41.1%</b>	<b>-32.7%</b>	<b>-61.9%</b>	<b>-82.8%</b>	<b>-41.3%</b>

### Canary Islands residents travelling to other islands (residents of each island are excluded)

	Lanzarote	Fuerteventura	Gran Canaria	Tenerife	La Gomera	La Palma	El Hierro	CANARY ISLANDS
Outbound tourism	4,306	7,926	9,811	25,535	3,657	8,438	173	59,846
Year on year variation (%)	-70.5%	-49.3%	-67.9%	-54.9%	-60.2%	-60.1%	-93.8%	-60.2%
Inbound tourism	9,026	7,443	23,478	7,726	9,137	2,547	489	59,846
Year on year variation (%)	-21.3%	-75.9%	-60.2%	-71.4%	-33.4%	-54.3%	-82.5%	-60.2%
Net balance	4,720	-483	13,667	-17,809	5,480	-5,891	316	0

### Distribution by island of residence

ISLAND OF RESIDENCE	ISLAND OF STAY							
	Lanzarote	Fuerteventura	Gran Canaria	Tenerife	La Gomera	La Palma	El Hierro	CANARY ISLANDS
Lanzarote	27.8%	2.1%	4.0%	1.5%	0.3%	2.4%	0.0%	4.6%
Fuerteventura	15.7%	54.6%	5.6%	2.4%	0.0%	8.3%	0.0%	9.9%
Gran Canaria	31.5%	10.0%	70.4%	4.9%	9.4%	19.2%	61.1%	38.7%
Tenerife	17.9%	28.1%	11.6%	83.9%	87.2%	32.7%	25.8%	38.7%
La Gomera	0.3%	0.1%	3.3%	1.9%	1.7%	1.5%	6.5%	2.2%
La Palma	6.9%	5.1%	5.1%	5.3%	1.3%	33.1%	6.5%	5.7%
El Hierro	0.0%	0.0%	0.0%	0.1%	0.1%	2.9%	0.0%	0.1%
<b>CANARY ISLANDS</b>	<b>100%</b>	<b>100%</b>	<b>100%</b>	<b>100%</b>	<b>100%</b>	<b>100%</b>	<b>100%</b>	<b>100%</b>

### Distribution by island of stay

ISLAND OF RESIDENCE	ISLAND OF STAY							
	Lanzarote	Fuerteventura	Gran Canaria	Tenerife	La Gomera	La Palma	El Hierro	CANARY ISLANDS
Lanzarote	44.6%	4.5%	40.3%	9.1%	0.3%	1.2%	0.0%	100%
Fuerteventura	11.7%	53.0%	26.5%	6.9%	0.0%	1.9%	0.0%	100%
Gran Canaria	6.0%	2.5%	85.0%	3.6%	1.3%	1.1%	0.5%	100%
Tenerife	3.4%	7.0%	14.0%	61.1%	12.3%	1.9%	0.2%	100%
La Gomera	1.0%	0.4%	68.3%	23.9%	4.1%	1.5%	0.8%	100%
La Palma	8.8%	8.6%	41.7%	26.4%	1.3%	13.0%	0.3%	100%
El Hierro	1.2%	0.0%	0.0%	27.7%	7.5%	63.6%	0.0%	100%
<b>CANARY ISLANDS</b>	<b>7.4%</b>	<b>9.7%</b>	<b>46.7%</b>	<b>28.2%</b>	<b>5.5%</b>	<b>2.2%</b>	<b>0.3%</b>	<b>100%</b>

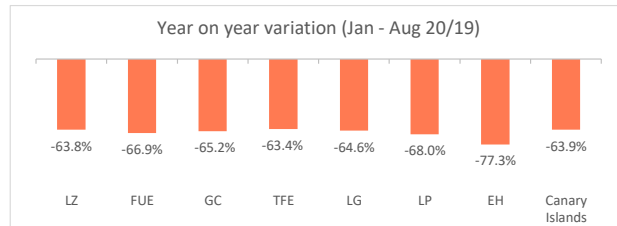
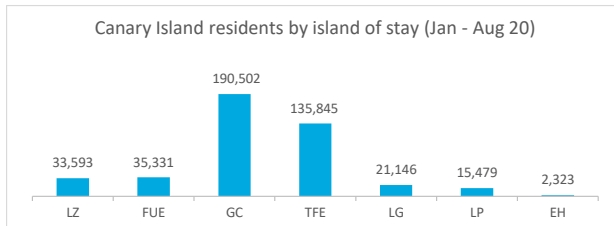
# Domestic tourism

## January - August 2020



### Canary Islands residents staying in tourist accommodation by island of stay

	Lanzarote	Fuerteventura	Gran Canaria	Tenerife	La Gomera	La Palma	El Hierro	Canary Islands
Jan-Aug 2019	92,777	106,831	547,007	371,181	59,818	48,364	10,228	1,236,206
Jan-Aug 2020	33,593	35,331	190,502	135,845	21,146	15,479	2,323	446,165
% tourist of the island	27.8%	41.4%	66.9%	23.7%	2.9%	28.1%	4.9%	100%
Change, 20-19	-59,184	-71,500	-356,505	-235,336	-38,672	-32,885	-7,905	-790,041
Change, % 20-19	-63.8%	-66.9%	-65.2%	-63.4%	-64.6%	-68.0%	-77.3%	-63.9%



### Canary Islands residents staying in tourist accommodation by island of residence and island of stay

ISLAND OF RESIDENCE	ISLAND OF STAY							CANARY ISLANDS
	Lanzarote	Fuerteventura	Gran Canaria	Tenerife	La Gomera	La Palma	El Hierro	
Lanzarote	9,327	2,491	8,564	2,452	86	366	0	24,097
Fuerteventura	4,021	14,621	9,927	1,894	178	676	0	31,706
Gran Canaria	12,838	6,526	127,524	15,609	1,432	3,308	432	172,332
Tenerife	5,357	9,134	32,254	94,097	18,342	5,848	1,275	171,056
La Gomera	37	17	4,473	3,344	610	335	32	9,046
La Palma	2,000	2,407	7,316	14,184	461	4,343	471	32,140
El Hierro	13	135	444	4,265	37	603	113	5,788
<b>CANARY ISLANDS</b>	<b>33,593</b>	<b>35,331</b>	<b>190,502</b>	<b>135,845</b>	<b>21,146</b>	<b>15,479</b>	<b>2,323</b>	<b>446,165</b>

### Year on year variation: January - August 2020/2019

ISLAND OF RESIDENCE	ISLAND OF STAY							CANARY ISLANDS
	Lanzarote	Fuerteventura	Gran Canaria	Tenerife	La Gomera	La Palma	El Hierro	
Lanzarote	-68.9%	-63.7%	-74.9%	-47.6%	59.3%	-89.6%	-100.0%	-69.6%
Fuerteventura	-42.3%	-6.9%	-83.4%	-66.9%	161.8%	-52.2%	-100.0%	-64.7%
Gran Canaria	-54.5%	-87.2%	-60.6%	-63.9%	-40.7%	-41.7%	-70.3%	-62.2%
Tenerife	-69.7%	-62.9%	-61.5%	-61.4%	-66.9%	-63.7%	-79.9%	-61.8%
La Gomera	-66.7%	-85.6%	-78.9%	-69.1%	-54.6%	-76.9%	-85.1%	-74.3%
La Palma	-79.3%	-67.8%	-62.4%	-71.1%	-3.2%	-78.2%	-10.5%	-69.8%
El Hierro	-89.4%	-83.8%	-90.9%	-69.3%	-71.5%	158.8%	-92.3%	-73.1%
<b>CANARY ISLANDS</b>	<b>-63.8%</b>	<b>-66.9%</b>	<b>-65.2%</b>	<b>-63.4%</b>	<b>-64.6%</b>	<b>-68.0%</b>	<b>-77.3%</b>	<b>-63.9%</b>

### Canary Islands residents travelling to other islands (residents of each island are excluded)

	Lanzarote	Fuerteventura	Gran Canaria	Tenerife	La Gomera	La Palma	El Hierro	Canary Islands
Outbound tourism	14,770	17,085	44,808	76,959	8,436	27,797	5,675	195,530
Year on year variation (%)	-70.1%	-77.0%	-66.1%	-62.3%	-75.1%	-67.9%	-71.7%	-67.4%
Inbound tourism	24,266	20,710	62,978	41,748	20,536	11,136	2,210	183,584
Year on year variation (%)	-61.3%	-77.3%	-71.8%	-67.2%	-64.9%	-60.8%	-74.8%	-69.4%
Net balance	9,496	3,625	18,170	-35,211	12,100	-16,661	-3,465	-11,946

### Distribution by island of residence

ISLAND OF RESIDENCE	ISLAND OF STAY							CANARY ISLANDS
	Lanzarote	Fuerteventura	Gran Canaria	Tenerife	La Gomera	La Palma	El Hierro	
Lanzarote	27.8%	7.1%	4.5%	1.8%	0.4%	2.4%	0.0%	5.4%
Fuerteventura	12.0%	41.4%	5.2%	1.4%	0.8%	4.4%	0.0%	7.1%
Gran Canaria	38.2%	18.5%	66.9%	11.5%	6.8%	21.4%	18.6%	38.6%
Tenerife	15.9%	25.9%	16.9%	69.3%	86.7%	37.8%	54.9%	38.3%
La Gomera	0.1%	0.0%	2.3%	2.5%	2.9%	2.2%	1.4%	2.0%
La Palma	6.0%	6.8%	3.8%	10.4%	2.2%	28.1%	20.3%	7.2%
El Hierro	0.0%	0.4%	0.2%	3.1%	0.2%	3.9%	4.9%	1.3%
<b>CANARY ISLANDS</b>	<b>100%</b>	<b>100%</b>	<b>100%</b>	<b>100%</b>	<b>100%</b>	<b>100%</b>	<b>100%</b>	<b>100%</b>

### Distribution by island of stay

ISLAND OF RESIDENCE	ISLAND OF STAY							CANARY ISLANDS
	Lanzarote	Fuerteventura	Gran Canaria	Tenerife	La Gomera	La Palma	El Hierro	
Lanzarote	38.7%	10.3%	35.5%	10.2%	0.4%	1.5%	0.0%	100%
Fuerteventura	12.7%	46.1%	31.3%	6.0%	0.6%	2.1%	0.0%	100%
Gran Canaria	7.4%	3.8%	74.0%	9.1%	0.8%	1.9%	0.3%	100%
Tenerife	3.1%	5.3%	18.9%	55.0%	10.7%	3.4%	0.7%	100%
La Gomera	0.4%	0.2%	49.4%	37.0%	6.7%	3.7%	0.4%	100%
La Palma	6.2%	7.5%	22.8%	44.1%	1.4%	13.5%	1.5%	100%
El Hierro	0.2%	2.3%	7.7%	73.7%	0.6%	10.4%	2.0%	100%
<b>CANARY ISLANDS</b>	<b>7.5%</b>	<b>7.9%</b>	<b>42.7%</b>	<b>30.4%</b>	<b>4.7%</b>	<b>3.5%</b>	<b>0.5%</b>	<b>100%</b>