

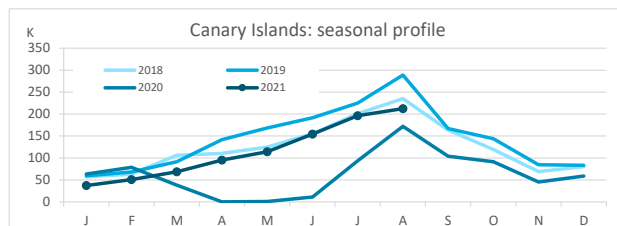
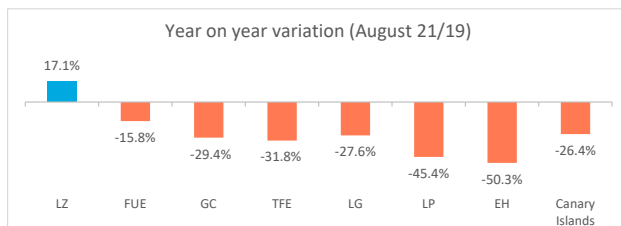
Domestic tourism

August 2021



Canary Islands residents staying in tourist accommodation by island of stay

	Lanzarote	Fuerteventura	Gran Canaria	Tenerife	La Gomera	La Palma	El Hierro	Canary Islands
August 2019	16,661	34,189	129,999	81,335	13,815	9,976	2,837	288,812
August 2021	19,506	28,795	91,818	55,472	9,997	5,450	1,410	212,448
% residents in the island	24.9%	12.5%	68.0%	48.7%	4.3%	42.6%	0.0%	100%
Change, 21-19	2,845	-5,394	-38,181	-25,863	-3,818	-4,526	-1,427	-76,364
Change, % 21-19	17.1%	-15.8%	-29.4%	-31.8%	-27.6%	-45.4%	-50.3%	-26.4%



Canary Islands residents staying in tourist accommodation by island of residence and island of stay

ISLAND OF RESIDENCE	ISLAND OF STAY								CANARY ISLANDS
	Lanzarote	Fuerteventura	Gran Canaria	Tenerife	La Gomera	La Palma	El Hierro		
Lanzarote	4,866	3,349	11,122	1,245	192	52	0	20,826	
Fuerteventura	2,022	3,600	3,301	171	158	329	0	9,581	
Gran Canaria	4,617	12,369	62,424	5,356	761	958	31	86,516	
Tenerife	7,007	3,042	9,679	27,042	8,166	1,211	747	56,894	
La Gomera	57	0	21	673	433	506	0	1,690	
La Palma	750	6,098	5,242	18,344	132	2,321	632	33,519	
El Hierro	187	337	29	2,641	155	73	0	3,422	
CANARY ISLANDS	19,506	28,795	91,818	55,472	9,997	5,450	1,410	212,448	

Year on year variation: August 2021/2019

ISLAND OF RESIDENCE	ISLAND OF STAY								CANARY ISLANDS
	Lanzarote	Fuerteventura	Gran Canaria	Tenerife	La Gomera	La Palma	El Hierro		
Lanzarote	-6.2%	0.2%	6.7%	234.7%	1820.0%	-88.5%	-100.0%	5.3%	
Fuerteventura	174.7%	9.5%	-75.2%	-85.7%	829.4%	-6.0%	-	-49.4%	
Gran Canaria	-5.9%	-27.2%	-12.1%	-22.9%	19.8%	13.5%	-87.8%	-14.8%	
Tenerife	107.4%	-62.2%	-63.6%	-50.2%	-36.9%	-61.4%	-69.7%	-48.7%	
La Gomera	-13.6%	-100.0%	-99.5%	-82.7%	392.0%	-31.5%	-100.0%	-81.8%	
La Palma	-68.5%	195.3%	23.1%	48.4%	106.3%	-47.3%	1758.8%	31.1%	
El Hierro	-	-3.2%	-47.3%	16.2%	181.8%	55.3%	-100.0%	21.3%	
CANARY ISLANDS	17.1%	-15.8%	-29.4%	-31.8%	-27.6%	-45.4%	-50.3%	-26.4%	

Canary Islands residents travelling to other islands (residents of each island are excluded)

	Lanzarote	Fuerteventura	Gran Canaria	Tenerife	La Gomera	La Palma	El Hierro	CANARY ISLANDS
Outbound tourism	15,960	5,981	24,092	29,852	1,257	31,198	3,422	111,762
Year on year variation (%)	9.3%	-61.8%	-21.2%	-47.2%	-86.3%	47.4%	23.2%	-25.7%
Inbound tourism	14,640	25,195	29,394	28,430	9,564	3,129	1,410	111,762
Year on year variation (%)	27.6%	-18.5%	-50.2%	5.1%	-30.3%	-43.8%	-49.5%	-25.7%
Net balance	-1,320	19,214	5,302	-1,422	8,307	-28,069	-2,012	0

Distribution by island of residence

ISLAND OF RESIDENCE	ISLAND OF STAY								CANARY ISLANDS
	Lanzarote	Fuerteventura	Gran Canaria	Tenerife	La Gomera	La Palma	El Hierro		
Lanzarote	24.9%	11.6%	12.1%	2.2%	1.9%	1.0%	0.0%	9.8%	
Fuerteventura	10.4%	12.5%	3.6%	0.3%	1.6%	6.0%	0.0%	4.5%	
Gran Canaria	23.7%	43.0%	68.0%	9.7%	7.6%	17.6%	2.2%	40.7%	
Tenerife	35.9%	10.6%	10.5%	48.7%	81.7%	22.2%	53.0%	26.8%	
La Gomera	0.3%	0.0%	0.0%	1.2%	4.3%	9.3%	0.0%	0.8%	
La Palma	3.8%	21.2%	5.7%	33.1%	1.3%	42.6%	44.8%	15.8%	
El Hierro	1.0%	1.2%	0.0%	4.8%	1.6%	1.3%	0.0%	1.6%	
CANARY ISLANDS	100%	100%	100%	100%	100%	100%	100%	100%	

Distribution by island of stay

ISLAND OF RESIDENCE	ISLAND OF STAY								CANARY ISLANDS
	Lanzarote	Fuerteventura	Gran Canaria	Tenerife	La Gomera	La Palma	El Hierro		
Lanzarote	23.4%	16.1%	53.4%	6.0%	0.9%	0.2%	0.0%	100%	
Fuerteventura	21.1%	37.6%	34.5%	1.8%	1.6%	3.4%	0.0%	100%	
Gran Canaria	5.3%	14.3%	72.2%	6.2%	0.9%	1.1%	0.0%	100%	
Tenerife	12.3%	5.3%	17.0%	47.5%	14.4%	2.1%	1.3%	100%	
La Gomera	3.4%	0.0%	1.2%	39.8%	25.6%	29.9%	0.0%	100%	
La Palma	2.2%	18.2%	15.6%	54.7%	0.4%	6.9%	1.9%	100%	
El Hierro	5.5%	9.8%	0.8%	77.2%	4.5%	2.1%	0.0%	100%	
CANARY ISLANDS	9.2%	13.6%	43.2%	26.1%	4.7%	2.6%	0.7%	100%	

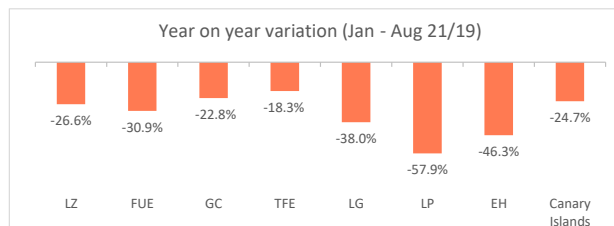
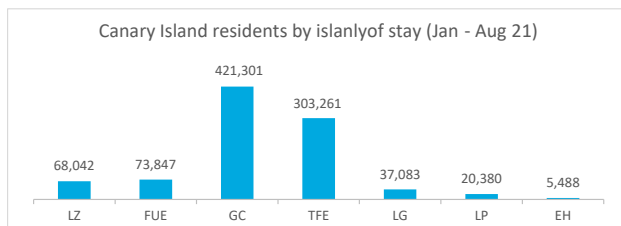
Domestic tourism

January - August 2021



Canary Islands residents staying in tourist accommodation by island of stay

	Lanzarote	Fuerteventura	Gran Canaria	Tenerife	La Gomera	La Palma	El Hierro	Canary Islands
Jan-Aug 2019	92,726	106,831	545,551	371,181	59,818	48,364	10,228	1,234,699
Jan-Aug 2021	68,042	73,847	421,301	303,261	37,083	20,380	5,488	929,402
% tourist of the island	28.8%	26.7%	57.7%	59.9%	3.5%	44.1%	10.7%	100%
Change, 21-19	-24,684	-32,984	-124,250	-67,920	-22,735	-27,984	-4,740	-305,297
Change, % 21-19	-26.6%	-30.9%	-22.8%	-18.3%	-38.0%	-57.9%	-46.3%	-24.7%



Canary Islands residents staying in tourist accommodation by island of residence and island of stay

ISLAND OF RESIDENCE	ISLAND OF STAY							
	Lanzarote	Fuerteventura	Gran Canaria	Tenerife	La Gomera	La Palma	El Hierro	CANARY ISLANDS
Lanzarote	19,582	6,291	41,516	10,771	194	310	10	78,674
Fuerteventura	5,419	19,705	28,835	2,323	414	687	5	57,388
Gran Canaria	16,068	22,859	242,951	23,364	3,263	4,108	937	313,550
Tenerife	22,549	9,661	67,958	181,627	31,517	4,792	3,266	321,370
La Gomera	476	135	4,268	5,752	1,285	1,069	0	12,985
La Palma	3,396	14,848	33,428	71,757	245	8,990	682	133,346
El Hierro	552	348	2,345	7,667	165	424	588	12,089
CANARY ISLANDS	68,042	73,847	421,301	303,261	37,083	20,380	5,488	929,402

Year on year variation: January - August 2021/2019

ISLAND OF RESIDENCE	ISLAND OF STAY							
	Lanzarote	Fuerteventura	Gran Canaria	Tenerife	La Gomera	La Palma	El Hierro	CANARY ISLANDS
Lanzarote	-34.7%	-8.4%	21.5%	130.0%	259.3%	-91.2%	-87.2%	-0.9%
Fuerteventura	-22.3%	25.4%	-51.8%	-59.3%	508.8%	-51.4%	-96.7%	-36.2%
Gran Canaria	-43.0%	-55.3%	-24.9%	-45.9%	35.2%	-27.7%	-35.6%	-31.2%
Tenerife	27.7%	-60.8%	-17.5%	-25.5%	-43.0%	-70.3%	-48.5%	-28.0%
La Gomera	328.8%	14.4%	-79.9%	-46.9%	-4.4%	-26.4%	-100.0%	-63.2%
La Palma	-64.9%	98.7%	72.0%	46.2%	-48.5%	-54.9%	29.7%	25.1%
El Hierro	348.8%	-58.1%	-51.9%	-44.8%	26.9%	82.0%	-59.7%	-43.9%
CANARY ISLANDS	-26.6%	-30.9%	-22.8%	-18.3%	-38.0%	-57.9%	-46.3%	-24.7%

Canary Islands residents travelling to other islands (residents of each island are excluded)

	Lanzarote	Fuerteventura	Gran Canaria	Tenerife	La Gomera	La Palma	El Hierro	CANARY ISLANDS
Outbound tourism	59,092	37,683	70,599	139,743	11,700	124,356	11,501	454,674
Year on year variation (%)	19.7%	-49.2%	-46.6%	-31.0%	-65.5%	43.5%	-42.7%	-24.1%
Inbound tourism	48,460	54,142	178,350	121,634	35,798	11,390	4,900	454,674
Year on year variation (%)	-22.8%	-40.6%	-19.6%	-4.5%	-38.8%	-60.0%	-44.1%	-24.1%
Net balance	-10,632	16,459	107,751	-18,109	24,098	-112,966	-6,601	0

Distribution by island of residence

ISLAND OF RESIDENCE	ISLAND OF STAY							
	Lanzarote	Fuerteventura	Gran Canaria	Tenerife	La Gomera	La Palma	El Hierro	CANARY ISLANDS
Lanzarote	28.8%	8.5%	9.9%	3.6%	0.5%	1.5%	0.2%	8.5%
Fuerteventura	8.0%	26.7%	6.8%	0.8%	1.1%	3.4%	0.1%	6.2%
Gran Canaria	23.6%	31.0%	57.7%	7.7%	8.8%	20.2%	17.1%	33.7%
Tenerife	33.1%	13.1%	16.1%	59.9%	85.0%	23.5%	59.5%	34.6%
La Gomera	0.7%	0.2%	1.0%	1.9%	3.5%	5.2%	0.0%	1.4%
La Palma	5.0%	20.1%	7.9%	23.7%	0.7%	44.1%	12.4%	14.3%
El Hierro	0.8%	0.5%	0.6%	2.5%	0.4%	2.1%	10.7%	1.3%
CANARY ISLANDS	100%	100%	100%	100%	100%	100%	100%	100%

Distribution by island of stay

ISLAND OF RESIDENCE	ISLAND OF STAY							
	Lanzarote	Fuerteventura	Gran Canaria	Tenerife	La Gomera	La Palma	El Hierro	CANARY ISLANDS
Lanzarote	24.9%	8.0%	52.8%	13.7%	0.2%	0.4%	0.0%	100%
Fuerteventura	9.4%	34.3%	50.2%	4.0%	0.7%	1.2%	0.0%	100%
Gran Canaria	5.1%	7.3%	77.5%	7.5%	1.0%	1.3%	0.3%	100%
Tenerife	7.0%	3.0%	21.1%	56.5%	9.8%	1.5%	1.0%	100%
La Gomera	3.7%	1.0%	32.9%	44.3%	9.9%	8.2%	0.0%	100%
La Palma	2.5%	11.1%	25.1%	53.8%	0.2%	6.7%	0.5%	100%
El Hierro	4.6%	2.9%	19.4%	63.4%	1.4%	3.5%	4.9%	100%
CANARY ISLANDS	7.3%	7.9%	45.3%	32.6%	4.0%	2.2%	0.6%	100%