

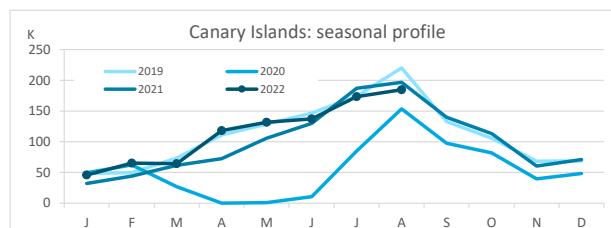
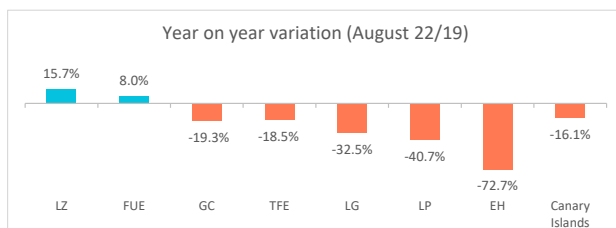
Domestic tourism

August 2022



Canary Islands residents staying in tourist accommodation by island of stay

	Lanzarote	Fuerteventura	Gran Canaria	Tenerife	La Gomera	La Palma	El Hierro	Canary Islands
August 2019	11,958	25,623	96,858	62,847	12,109	8,016	2,732	220,143
August 2022	13,835	27,673	78,212	51,222	8,171	4,752	745	184,610
% residents in the island	19.3%	24.8%	73.2%	56.7%	7.7%	38.0%	0.3%	100%
Change, 22-19	1,877	2,050	-18,646	-11,625	-3,938	-3,264	-1,987	-35,533
Change, % 22-19	15.7%	8.0%	-19.3%	-18.5%	-32.5%	-40.7%	-72.7%	-16.1%



Canary Islands residents staying in tourist accommodation by island of residence and island of stay

ISLAND OF RESIDENCE	ISLAND OF STAY								CANARY ISLANDS
	Lanzarote	Fuerteventura	Gran Canaria	Tenerife	La Gomera	La Palma	El Hierro		
Lanzarote	2,665	3,008	3,145	1,425	4	44	3	10,294	
Fuerteventura	848	6,855	5,463	235	0	184	0	13,585	
Gran Canaria	2,876	10,599	57,254	7,115	1,139	840	328	80,151	
Tenerife	5,022	4,061	9,397	29,026	6,150	1,783	400	55,839	
La Gomera	91	8	419	2,223	626	52	0	3,419	
La Palma	2,333	3,011	2,533	10,691	241	1,804	12	20,625	
El Hierro	0	131	1	507	11	45	2	697	
CANARY ISLANDS	13,835	27,673	78,212	51,222	8,171	4,752	745	184,610	

Year on year variation: August 2022/2019

ISLAND OF RESIDENCE	ISLAND OF STAY								CANARY ISLANDS
	Lanzarote	Fuerteventura	Gran Canaria	Tenerife	La Gomera	La Palma	El Hierro		
Lanzarote	-35.3%	11.6%	-55.1%	335.8%	-60.0%	-84.3%	-25.0%	-28.7%	
Fuerteventura	93.6%	166.2%	-50.0%	-57.7%	-100.0%	12.2%	-	-7.4%	
Gran Canaria	-11.8%	-16.2%	3.9%	27.5%	184.8%	-8.2%	52.6%	2.6%	
Tenerife	93.7%	-29.1%	-44.8%	-30.0%	-46.6%	-39.3%	-83.3%	-33.2%	
La Gomera	295.7%	-90.4%	-90.4%	-36.2%	672.8%	-87.9%	-100.0%	-59.7%	
La Palma	52.9%	82.5%	4.7%	9.1%	288.7%	-44.7%	-64.7%	10.0%	
El Hierro	-	-45.0%	-98.2%	-69.4%	-64.5%	73.1%	-95.5%	-66.0%	
CANARY ISLANDS	15.7%	8.0%	-19.3%	-18.5%	-32.5%	-40.7%	-72.7%	-16.1%	

Canary Islands residents travelling to other islands (residents of each island are excluded)

	Lanzarote	Fuerteventura	Gran Canaria	Tenerife	La Gomera	La Palma	El Hierro	Canary Islands
Outbound tourism	7,629	6,730	22,897	26,813	2,793	18,821	695	86,378
Year on year variation (%)	-26.1%	-44.4%	-0.5%	-36.5%	-66.8%	21.5%	-65.4%	-23.9%
Inbound tourism	11,170	20,818	20,958	22,196	7,545	2,948	743	86,378
Year on year variation (%)	42.5%	-9.7%	-49.8%	3.7%	-37.3%	-38.0%	-72.4%	-23.9%
Net balance	3,541	14,088	-1,939	-4,617	4,752	-15,873	48	0

Distribution by island of residence

ISLAND OF RESIDENCE	ISLAND OF STAY								CANARY ISLANDS
	Lanzarote	Fuerteventura	Gran Canaria	Tenerife	La Gomera	La Palma	El Hierro		
Lanzarote	19.3%	10.9%	4.0%	2.8%	0.0%	0.9%	0.4%	5.6%	
Fuerteventura	6.1%	24.8%	7.0%	0.5%	0.0%	3.9%	0.0%	7.4%	
Gran Canaria	20.8%	38.3%	73.2%	13.9%	13.9%	17.7%	44.0%	43.4%	
Tenerife	36.3%	14.7%	12.0%	56.7%	75.3%	37.5%	53.7%	30.2%	
La Gomera	0.7%	0.0%	0.5%	4.3%	7.7%	1.1%	0.0%	1.9%	
La Palma	16.9%	10.9%	3.2%	20.9%	2.9%	38.0%	1.6%	11.2%	
El Hierro	0.0%	0.5%	0.0%	1.0%	0.1%	0.9%	0.3%	0.4%	
CANARY ISLANDS	100%	100%	100%	100%	100%	100%	100%	100%	

Distribution by island of stay

ISLAND OF RESIDENCE	ISLAND OF STAY								CANARY ISLANDS
	Lanzarote	Fuerteventura	Gran Canaria	Tenerife	La Gomera	La Palma	El Hierro		
Lanzarote	25.9%	29.2%	30.6%	13.8%	0.0%	0.4%	0.0%	100%	
Fuerteventura	6.2%	50.5%	40.2%	1.7%	0.0%	1.4%	0.0%	100%	
Gran Canaria	3.6%	13.2%	71.4%	8.9%	1.4%	1.0%	0.4%	100%	
Tenerife	9.0%	7.3%	16.8%	52.0%	11.0%	3.2%	0.7%	100%	
La Gomera	2.7%	0.2%	12.3%	65.0%	18.3%	1.5%	0.0%	100%	
La Palma	11.3%	14.6%	12.3%	51.8%	1.2%	8.7%	0.1%	100%	
El Hierro	0.0%	18.8%	0.1%	72.7%	1.6%	6.5%	0.3%	100%	
CANARY ISLANDS	7.5%	15.0%	42.4%	27.7%	4.4%	2.6%	0.4%	100%	

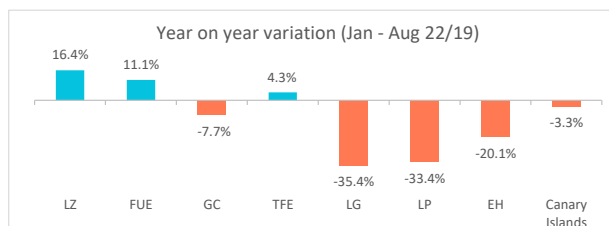
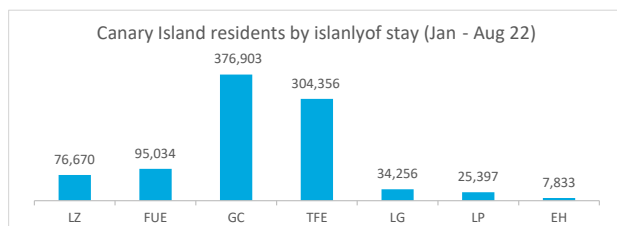
Domestic tourism

January - August 2022



Canary Islands residents staying in tourist accommodation by island of stay

	Lanzarote	Fuerteventura	Gran Canaria	Tenerife	La Gomera	La Palma	El Hierro	Canary Islands
Jan-Aug 2019	65,896	85,558	408,209	291,675	53,058	38,148	9,806	952,350
Jan-Aug 2022	76,670	95,034	376,903	304,356	34,256	25,397	7,833	920,449
% tourist of the island	23.9%	16.6%	61.2%	50.0%	6.8%	36.1%	1.3%	100%
Change, 22-19	10,774	9,476	-31,306	12,681	-18,802	-12,751	-1,973	-31,901
Change, % 22-19	16.4%	11.1%	-7.7%	4.3%	-35.4%	-33.4%	-20.1%	-3.3%



Canary Islands residents staying in tourist accommodation by island of residence and island of stay

ISLAND OF RESIDENCE	ISLAND OF STAY								CANARY ISLANDS
	Lanzarote	Fuerteventura	Gran Canaria	Tenerife	La Gomera	La Palma	El Hierro		
Lanzarote	18,296	10,220	35,959	14,677	68	440	27	79,687	
Fuerteventura	6,834	15,738	29,909	7,594	15	541	668	61,299	
Gran Canaria	19,523	43,100	230,818	41,916	3,920	5,988	1,578	346,843	
Tenerife	26,454	15,221	61,283	152,150	27,368	7,411	3,114	293,001	
La Gomera	93	97	2,093	12,135	2,316	706	213	17,653	
La Palma	5,461	10,306	15,992	68,899	512	9,180	2,130	112,480	
El Hierro	9	352	849	6,985	57	1,131	103	9,486	
CANARY ISLANDS	76,670	95,034	376,903	304,356	34,256	25,397	7,833	920,449	

Year on year variation: January - August 2022/2019

ISLAND OF RESIDENCE	ISLAND OF STAY								CANARY ISLANDS
	Lanzarote	Fuerteventura	Gran Canaria	Tenerife	La Gomera	La Palma	El Hierro		
Lanzarote	-12.5%	94.7%	36.3%	281.2%	38.8%	-83.5%	-59.7%	34.7%	
Fuerteventura	67.0%	33.8%	-29.2%	67.2%	-67.4%	-43.7%	370.4%	-3.9%	
Gran Canaria	-6.7%	1.4%	-8.2%	12.4%	121.1%	16.9%	15.9%	-3.8%	
Tenerife	105.9%	-19.2%	2.2%	-16.8%	-44.8%	-38.9%	-48.8%	-14.4%	
La Gomera	121.4%	16.9%	-84.5%	21.4%	103.0%	-27.7%	23.1%	-31.8%	
La Palma	-21.7%	59.6%	42.8%	66.7%	21.0%	-43.1%	338.3%	35.5%	
El Hierro	-90.7%	-46.6%	-75.9%	-41.3%	-27.8%	573.2%	-93.1%	-47.1%	
CANARY ISLANDS	16.4%	11.1%	-7.7%	4.3%	-35.4%	-33.4%	-20.1%	-3.3%	

Canary Islands residents travelling to other islands (residents of each island are excluded)

	Lanzarote	Fuerteventura	Gran Canaria	Tenerife	La Gomera	La Palma	El Hierro	Canary Islands
Outbound tourism	61,391	45,561	116,025	140,851	15,337	103,300	9,383	491,848
Year on year variation (%)	60.5%	-12.4%	6.4%	-11.6%	-38.0%	54.5%	-42.9%	5.4%
Inbound tourism	58,374	79,296	146,085	152,206	31,940	16,217	7,730	491,848
Year on year variation (%)	29.8%	7.4%	-6.8%	39.8%	-38.5%	-26.3%	-7.0%	5.4%
Net balance	-3,017	33,735	30,060	11,355	16,603	-87,083	-1,653	0

Distribution by island of residence

ISLAND OF RESIDENCE	ISLAND OF STAY								CANARY ISLANDS
	Lanzarote	Fuerteventura	Gran Canaria	Tenerife	La Gomera	La Palma	El Hierro		
Lanzarote	23.9%	10.8%	9.5%	4.8%	0.2%	1.7%	0.3%	8.7%	
Fuerteventura	8.9%	16.6%	7.9%	2.5%	0.0%	2.1%	8.5%	6.7%	
Gran Canaria	25.5%	45.4%	61.2%	13.8%	11.4%	23.6%	20.1%	37.7%	
Tenerife	34.5%	16.0%	16.3%	50.0%	79.9%	29.2%	39.8%	31.8%	
La Gomera	0.1%	0.1%	0.6%	4.0%	6.8%	2.8%	2.7%	1.9%	
La Palma	7.1%	10.8%	4.2%	22.6%	1.5%	36.1%	27.2%	12.2%	
El Hierro	0.0%	0.4%	0.2%	2.3%	0.2%	4.5%	1.3%	1.0%	
CANARY ISLANDS	100%	100%	100%	100%	100%	100%	100%	100%	

Distribution by island of stay

ISLAND OF RESIDENCE	ISLAND OF STAY								CANARY ISLANDS
	Lanzarote	Fuerteventura	Gran Canaria	Tenerife	La Gomera	La Palma	El Hierro		
Lanzarote	23.0%	12.8%	45.1%	18.4%	0.1%	0.6%	0.0%	100%	
Fuerteventura	11.1%	25.7%	48.8%	12.4%	0.0%	0.9%	1.1%	100%	
Gran Canaria	5.6%	12.4%	66.5%	12.1%	1.1%	1.7%	0.5%	100%	
Tenerife	9.0%	5.2%	20.9%	51.9%	9.3%	2.5%	1.1%	100%	
La Gomera	0.5%	0.5%	11.9%	68.7%	13.1%	4.0%	1.2%	100%	
La Palma	4.9%	9.2%	14.2%	61.3%	0.5%	8.2%	1.9%	100%	
El Hierro	0.1%	3.7%	9.0%	73.6%	0.6%	11.9%	1.1%	100%	
CANARY ISLANDS	8.3%	10.3%	40.9%	33.1%	3.7%	2.8%	0.9%	100%	