

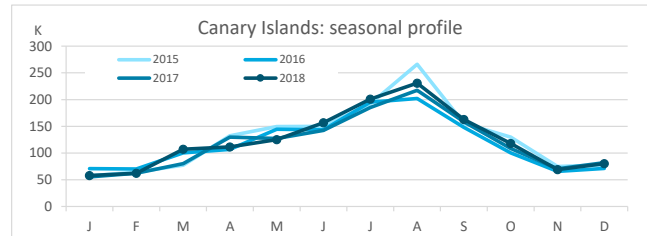
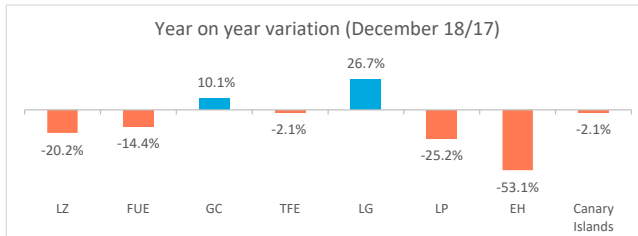
# Domestic tourism

## December 2018



### Canary Islands residents staying in tourist accommodation by island of stay

	Lanzarote	Fuerteventura	Gran Canaria	Tenerife	La Gomera	La Palma	El Hierro	Canary Islands
December 2017	8,398	7,308	24,775	31,671	3,623	5,218	889	<b>81,882</b>
December 2018	6,700	6,258	27,289	31,008	4,589	3,902	417	<b>80,163</b>
% residents in the island	38.5%	5.1%	51.2%	18.8%	61.7%	36.7%	20.1%	100%
Change, 18-17	-1,698	-1,050	2,514	-663	966	-1,316	-472	-1,719
Change, % 18-17	-20.2%	-14.4%	10.1%	-2.1%	26.7%	-25.2%	-53.1%	-2.1%



### Canary Islands residents staying in tourist accommodation by island of residence and island of stay

ISLAND OF RESIDENCE	ISLAND OF STAY								CANARY ISLANDS
	Lanzarote	Fuerteventura	Gran Canaria	Tenerife	La Gomera	La Palma	El Hierro		
Lanzarote	<b>2,579</b>	62	1,227	2,389	0	275	0	<b>6,532</b>	
Fuerteventura	854	<b>320</b>	1,976	83	0	20	0	<b>3,253</b>	
Gran Canaria	946	3,589	<b>13,961</b>	2,869	214	655	7	<b>22,241</b>	
Tenerife	1,529	1,486	5,845	<b>18,800</b>	1,528	1,144	326	<b>30,658</b>	
La Gomera	0	14	120	2,328	<b>2,830</b>	225	0	<b>5,517</b>	
La Palma	792	757	1,356	3,522	17	<b>1,433</b>	0	<b>7,877</b>	
El Hierro	0	30	2,804	1,017	0	150	<b>84</b>	<b>4,085</b>	
<b>CANARY ISLANDS</b>	<b>6,700</b>	<b>6,258</b>	<b>27,289</b>	<b>31,008</b>	<b>4,589</b>	<b>3,902</b>	<b>417</b>	<b>80,163</b>	

### Year on year variation: December 2018/2017

ISLAND OF RESIDENCE	ISLAND OF STAY								CANARY ISLANDS
	Lanzarote	Fuerteventura	Gran Canaria	Tenerife	La Gomera	La Palma	El Hierro		
Lanzarote	<b>-51.4%</b>	<b>-89.3%</b>	<b>-23.5%</b>	388.5%	--	366.1%	<b>-100.0%</b>	<b>-19.1%</b>	
Fuerteventura	145.4%	<b>-74.5%</b>	28.4%	<b>-68.2%</b>	--	<b>-31.0%</b>	--	<b>-5.2%</b>	
Gran Canaria	<b>-31.2%</b>	<b>-27.7%</b>	<b>-9.0%</b>	<b>-56.9%</b>	23.7%	<b>-52.8%</b>	<b>-97.4%</b>	<b>-26.3%</b>	
Tenerife	32.2%	193.7%	26.2%	<b>21.3%</b>	<b>-53.1%</b>	<b>-61.7%</b>	<b>-31.2%</b>	7.5%	
La Gomera	--	--	<b>-20.5%</b>	35.0%	<b>5045.5%</b>	55.2%	<b>-100.0%</b>	<b>164.4%</b>	
La Palma	344.9%	37750.0%	9.6%	<b>-2.9%</b>	<b>-87.9%</b>	<b>159.6%</b>	<b>-100.0%</b>	<b>35.0%</b>	
El Hierro	<b>-100.0%</b>	--	915.9%	<b>-70.2%</b>	--	<b>163.2%</b>	--	<b>8.0%</b>	
<b>CANARY ISLANDS</b>	<b>-20.2%</b>	<b>-14.4%</b>	<b>10.1%</b>	<b>-2.1%</b>	<b>26.7%</b>	<b>-25.2%</b>	<b>-53.1%</b>	<b>-2.1%</b>	

### Canary Islands residents travelling to other islands (residents of each island are excluded)

	Lanzarote	Fuerteventura	Gran Canaria	Tenerife	La Gomera	La Palma	El Hierro	Canary Islands
Outbound tourism	3,953	2,933	8,280	11,858	2,687	6,444	4,001	<b>40,156</b>
Year on year variation (%)	42.9%	34.7%	<b>-44.2%</b>	<b>-8.8%</b>	32.2%	22.0%	5.8%	<b>-8.5%</b>
Inbound tourism	4,121	5,938	13,328	12,208	1,759	2,469	333	<b>40,156</b>
Year on year variation (%)	33.2%	<b>-1.9%</b>	41.2%	<b>-24.5%</b>	<b>-50.7%</b>	<b>-47.1%</b>	<b>-62.5%</b>	<b>-8.5%</b>
Net balance	168	3,005	5,048	350	<b>-928</b>	<b>-3,975</b>	<b>-3,668</b>	<b>0</b>

### Distribution by island of residence

ISLAND OF RESIDENCE	ISLAND OF STAY								CANARY ISLANDS
	Lanzarote	Fuerteventura	Gran Canaria	Tenerife	La Gomera	La Palma	El Hierro		
Lanzarote	<b>38.5%</b>	1.0%	4.5%	7.7%	0.0%	7.0%	0.0%	<b>8.1%</b>	
Fuerteventura	12.7%	<b>5.1%</b>	7.2%	0.3%	0.0%	0.5%	0.0%	<b>4.1%</b>	
Gran Canaria	14.1%	57.4%	<b>51.2%</b>	9.3%	4.7%	16.8%	1.7%	<b>27.7%</b>	
Tenerife	22.8%	23.7%	21.4%	<b>60.6%</b>	33.3%	29.3%	78.2%	<b>38.2%</b>	
La Gomera	0.0%	0.2%	0.4%	7.5%	<b>61.7%</b>	5.8%	0.0%	<b>6.9%</b>	
La Palma	11.8%	12.1%	5.0%	11.4%	0.4%	<b>36.7%</b>	0.0%	<b>9.8%</b>	
El Hierro	0.0%	0.5%	10.3%	3.3%	0.0%	3.8%	<b>20.1%</b>	<b>5.1%</b>	
<b>CANARY ISLANDS</b>	<b>100%</b>	<b>100%</b>	<b>100%</b>	<b>100%</b>	<b>100%</b>	<b>100%</b>	<b>100%</b>	<b>100%</b>	

### Distribution by island of stay

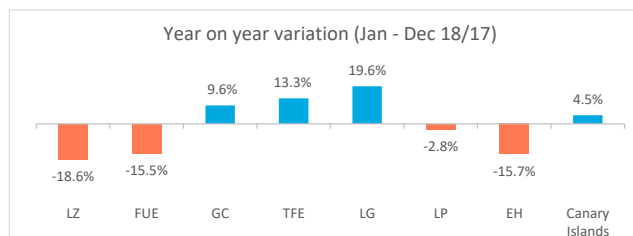
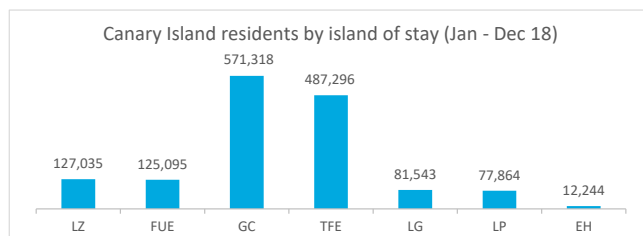
ISLAND OF RESIDENCE	ISLAND OF STAY								CANARY ISLANDS
	Lanzarote	Fuerteventura	Gran Canaria	Tenerife	La Gomera	La Palma	El Hierro		
Lanzarote	<b>39.5%</b>	0.9%	18.8%	36.6%	0.0%	4.2%	0.0%	<b>100%</b>	
Fuerteventura	26.3%	<b>9.8%</b>	60.7%	2.6%	0.0%	0.6%	0.0%	<b>100%</b>	
Gran Canaria	4.3%	16.1%	<b>62.8%</b>	12.9%	1.0%	2.9%	0.0%	<b>100%</b>	
Tenerife	5.0%	4.8%	19.1%	<b>61.3%</b>	5.0%	3.7%	1.1%	<b>100%</b>	
La Gomera	0.0%	0.3%	2.2%	42.2%	<b>51.3%</b>	4.1%	0.0%	<b>100%</b>	
La Palma	10.1%	9.6%	17.2%	44.7%	0.2%	<b>18.2%</b>	0.0%	<b>100%</b>	
El Hierro	0.0%	0.7%	68.6%	24.9%	0.0%	3.7%	<b>2.1%</b>	<b>100%</b>	
<b>CANARY ISLANDS</b>	<b>8.4%</b>	<b>7.8%</b>	<b>34.0%</b>	<b>38.7%</b>	<b>5.7%</b>	<b>4.9%</b>	<b>0.5%</b>	<b>100%</b>	

# Domestic tourism January - December 2018



## Canary Islands residents staying in tourist accommodation by island of stay

	Lanzarote	Fuerteventura	Gran Canaria	Tenerife	La Gomera	La Palma	El Hierro	Canary Islands
Jan-Dec 2017	156,107	147,990	521,185	430,167	68,175	80,142	14,523	1,418,289
Jan-Dec 2018	127,035	125,095	571,318	487,296	81,543	77,864	12,244	1,482,395
% tourist of the island	43.9%	22.6%	72.4%	14.9%	55.3%	34.2%	8.9%	100%
Change, 18-17	-29,072	-22,895	50,133	57,129	13,368	-2,278	-2,279	64,106
Change, % 18-17	-18.6%	-15.5%	9.6%	13.3%	19.6%	-2.8%	-15.7%	4.5%



## Canary Islands residents staying in tourist accommodation by island of residence and island of stay

ISLAND OF RESIDENCE	ISLAND OF STAY							CANARY ISLANDS
	Lanzarote	Fuerteventura	Gran Canaria	Tenerife	La Gomera	La Palma	El Hierro	
Lanzarote	<u>55,792</u>	10,324	34,728	16,089	156	4,519	285	121,893
Fuerteventura	10,376	<u>28,297</u>	13,735	4,131	120	2,820	84	59,563
Gran Canaria	35,542	58,226	<u>413,905</u>	89,633	4,688	14,028	1,556	617,578
Tenerife	21,139	23,782	72,584	<u>301,428</u>	29,838	22,329	7,768	478,868
La Gomera	104	58	4,083	13,444	<u>45,064</u>	4,869	146	67,768
La Palma	3,617	4,369	27,013	51,175	823	<u>26,614</u>	1,318	114,929
El Hierro	465	39	5,270	11,396	854	2,685	<u>1,087</u>	21,796
CANARY ISLANDS	127,035	125,095	571,318	487,296	81,543	77,864	12,244	1,482,395

## Year on year variation: January - December 2018/2017

ISLAND OF RESIDENCE	ISLAND OF STAY							CANARY ISLANDS
	Lanzarote	Fuerteventura	Gran Canaria	Tenerife	La Gomera	La Palma	El Hierro	
Lanzarote	<u>-26.3%</u>	-36.6%	5.1%	94.2%	-17.0%	2.5%	-30.7%	-11.9%
Fuerteventura	-10.8%	<u>-15.0%</u>	12.3%	-55.9%	-43.9%	68.4%	1.2%	-13.1%
Gran Canaria	-24.5%	-19.7%	<u>15.1%</u>	22.3%	-5.2%	-10.3%	-71.6%	6.8%
Tenerife	42.5%	-3.9%	-10.0%	<u>19.5%</u>	-49.4%	-52.6%	8.4%	-1.4%
La Gomera	-6.3%	728.6%	68.2%	-6.7%	<u>1901.1%</u>	305.4%	-74.7%	222.8%
La Palma	-42.2%	300.5%	-16.0%	4.9%	-44.9%	<u>173.1%</u>	69.4%	14.6%
El Hierro	4.0%	50.0%	328.8%	-51.9%	1174.6%	586.7%	<u>3523.3%</u>	-15.8%
CANARY ISLANDS	-18.6%	-15.5%	9.6%	13.3%	19.6%	-2.8%	-15.7%	4.5%

## Canary Islands residents travelling to other islands (residents of each island are excluded)

	Lanzarote	Fuerteventura	Gran Canaria	Tenerife	La Gomera	La Palma	El Hierro	Canary Islands
Outbound tourism	66,101	31,266	203,673	177,440	22,704	88,315	20,709	610,208
Year on year variation (%)	5.6%	-11.2%	-7.0%	-24.0%	21.2%	-2.5%	-19.9%	-11.0%
Inbound tourism	71,243	96,798	157,413	185,868	36,479	51,250	11,157	610,208
Year on year variation (%)	-11.3%	-15.6%	-2.7%	4.5%	-44.7%	-27.2%	-23.0%	-11.0%
Net balance	5,142	65,532	-46,260	8,428	13,775	-37,065	-9,552	0

## Distribution by island of residence

ISLAND OF RESIDENCE	ISLAND OF STAY							CANARY ISLANDS
	Lanzarote	Fuerteventura	Gran Canaria	Tenerife	La Gomera	La Palma	El Hierro	
Lanzarote	<u>43.9%</u>	8.3%	6.1%	3.3%	0.2%	5.8%	2.3%	8.2%
Fuerteventura	8.2%	<u>22.6%</u>	2.4%	0.8%	0.1%	3.6%	0.7%	4.0%
Gran Canaria	28.0%	46.5%	<u>72.4%</u>	18.4%	5.7%	18.0%	12.7%	41.7%
Tenerife	16.6%	19.0%	12.7%	<u>61.9%</u>	36.6%	28.7%	63.4%	32.3%
La Gomera	0.1%	0.0%	0.7%	2.8%	<u>55.3%</u>	6.3%	1.2%	4.6%
La Palma	2.8%	3.5%	4.7%	10.5%	1.0%	<u>34.2%</u>	10.8%	7.8%
El Hierro	0.4%	0.0%	0.9%	2.3%	1.0%	3.4%	<u>8.9%</u>	1.5%
CANARY ISLANDS	100%	100%	100%	100%	100%	100%	100%	100%

## Distribution by island of stay

ISLAND OF RESIDENCE	ISLAND OF STAY							CANARY ISLANDS
	Lanzarote	Fuerteventura	Gran Canaria	Tenerife	La Gomera	La Palma	El Hierro	
Lanzarote	<u>45.8%</u>	8.5%	28.5%	13.2%	0.1%	3.7%	0.2%	100%
Fuerteventura	17.4%	<u>47.5%</u>	23.1%	6.9%	0.2%	4.7%	0.1%	100%
Gran Canaria	5.8%	9.4%	<u>67.0%</u>	14.5%	0.8%	2.3%	0.3%	100%
Tenerife	4.4%	5.0%	15.2%	<u>62.9%</u>	6.2%	4.7%	1.6%	100%
La Gomera	0.2%	0.1%	6.0%	19.8%	<u>66.5%</u>	7.2%	0.2%	100%
La Palma	3.1%	3.8%	23.5%	44.5%	0.7%	<u>23.2%</u>	1.1%	100%
El Hierro	2.1%	0.2%	24.2%	52.3%	3.9%	12.3%	<u>5.0%</u>	100%
CANARY ISLANDS	8.6%	8.4%	38.5%	32.9%	5.5%	5.3%	0.8%	100%