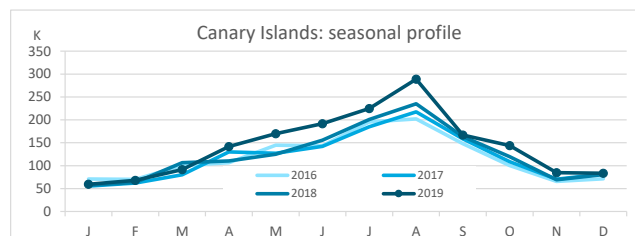
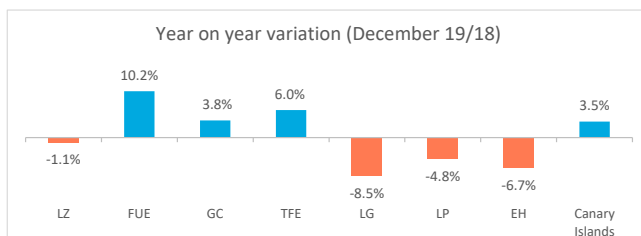


Domestic tourism

December 2019

Canary Islands residents staying in tourist accommodation by island of stay

	Lanzarote	Fuerteventura	Gran Canaria	Tenerife	La Gomera	La Palma	El Hierro	Canary Islands
December 2018	6,754	6,258	27,289	30,995	4,586	3,902	865	80,649
December 2019	6,679	6,896	28,320	32,868	4,197	3,716	807	83,483
% residents in the island	19.6%	35.7%	59.7%	16.5%	1.6%	35.0%	31.1%	100%
Change, 19-18	-75	638	1,031	1,873	-389	-186	-58	2,834
Change, % 19-18	-1.1%	10.2%	3.8%	6.0%	-8.5%	-4.8%	-6.7%	3.5%



Canary Islands residents staying in tourist accommodation by island of residence and island of stay

ISLAND OF RESIDENCE	ISLAND OF STAY							
	Lanzarote	Fuerteventura	Gran Canaria	Tenerife	La Gomera	La Palma	El Hierro	CANARY ISLANDS
Lanzarote	1,312	105	2,190	351	0	94	0	4,052
Fuerteventura	805	2,464	994	180	22	26	12	4,503
Gran Canaria	3,237	2,435	16,906	5,006	112	1,063	88	28,847
Tenerife	740	1,419	5,432	21,111	3,984	1,178	369	34,233
La Gomera	0	0	1,316	1,139	69	30	0	2,554
La Palma	566	362	1,482	4,708	10	1,299	87	8,514
El Hierro	19	111	0	373	0	26	251	780
CANARY ISLANDS	6,679	6,896	28,320	32,868	4,197	3,716	807	83,483

Year on year variation: December 2019/2018

ISLAND OF RESIDENCE	ISLAND OF STAY							
	Lanzarote	Fuerteventura	Gran Canaria	Tenerife	La Gomera	La Palma	El Hierro	CANARY ISLANDS
Lanzarote	-39.5%	69.4%	78.5%	-85.3%	--	-65.8%	--	-33.7%
Fuerteventura	4.3%	670.0%	-49.7%	116.9%	--	30.0%	--	42.0%
Gran Canaria	165.8%	-32.2%	21.1%	75.2%	-47.7%	62.3%	-29.6%	27.5%
Tenerife	-53.0%	-4.5%	-7.1%	12.3%	-5.0%	3.0%	-43.8%	1.6%
La Gomera	--	-100.0%	996.7%	-51.1%	-56.9%	-86.7%	--	-10.3%
La Palma	-32.5%	-52.2%	9.3%	33.6%	-41.2%	-9.4%	--	7.4%
El Hierro	-89.6%	270.0%	-100.0%	-63.3%	--	-82.7%	198.8%	-81.7%
CANARY ISLANDS	-1.1%	10.2%	3.8%	6.0%	-8.5%	-4.8%	-6.7%	3.5%

Canary Islands residents travelling to other islands (residents of each island are excluded)

	Lanzarote	Fuerteventura	Gran Canaria	Tenerife	La Gomera	La Palma	El Hierro	CANARY ISLANDS
Outbound tourism	2,740	2,039	11,941	13,122	2,485	7,215	529	40,071
Year on year variation (%)	-30.6%	-28.5%	37.9%	-11.9%	-7.5%	11.1%	-87.4%	-8.3%
Inbound tourism	5,367	4,432	11,414	11,757	4,128	2,417	556	40,071
Year on year variation (%)	17.1%	-25.4%	-14.4%	-3.6%	-6.7%	-2.1%	-28.8%	-8.3%
Net balance	2,627	2,393	-527	-1,365	1,643	-4,798	27	0

Distribution by island of residence

ISLAND OF RESIDENCE	ISLAND OF STAY							
	Lanzarote	Fuerteventura	Gran Canaria	Tenerife	La Gomera	La Palma	El Hierro	CANARY ISLANDS
Lanzarote	19.6%	1.5%	7.7%	1.1%	0.0%	2.5%	0.0%	4.9%
Fuerteventura	12.1%	35.7%	3.5%	0.5%	0.5%	0.7%	1.5%	5.4%
Gran Canaria	48.5%	35.3%	59.7%	15.2%	2.7%	28.6%	10.9%	34.6%
Tenerife	11.1%	20.6%	19.2%	64.2%	94.9%	31.7%	45.7%	41.0%
La Gomera	0.0%	0.0%	4.6%	3.5%	1.6%	0.8%	0.0%	3.1%
La Palma	8.5%	5.2%	5.2%	14.3%	0.2%	35.0%	10.8%	10.2%
El Hierro	0.3%	1.6%	0.0%	1.1%	0.0%	0.7%	31.1%	0.9%
CANARY ISLANDS	100%	100%	100%	100%	100%	100%	100%	100%

Distribution by island of stay

ISLAND OF RESIDENCE	ISLAND OF STAY							
	Lanzarote	Fuerteventura	Gran Canaria	Tenerife	La Gomera	La Palma	El Hierro	CANARY ISLANDS
Lanzarote	32.4%	2.6%	54.0%	8.7%	0.0%	2.3%	0.0%	100%
Fuerteventura	17.9%	54.7%	22.1%	4.0%	0.5%	0.6%	0.3%	100%
Gran Canaria	11.2%	8.4%	58.6%	17.4%	0.4%	3.7%	0.3%	100%
Tenerife	2.2%	4.1%	15.9%	61.7%	11.6%	3.4%	1.1%	100%
La Gomera	0.0%	0.0%	51.5%	44.6%	2.7%	1.2%	0.0%	100%
La Palma	6.6%	4.3%	17.4%	55.3%	0.1%	15.3%	1.0%	100%
El Hierro	2.4%	14.2%	0.0%	47.8%	0.0%	3.3%	32.2%	100%
CANARY ISLANDS	8.0%	8.3%	33.9%	39.4%	5.0%	4.5%	1.0%	100%

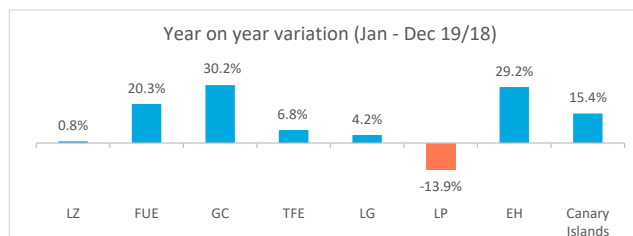
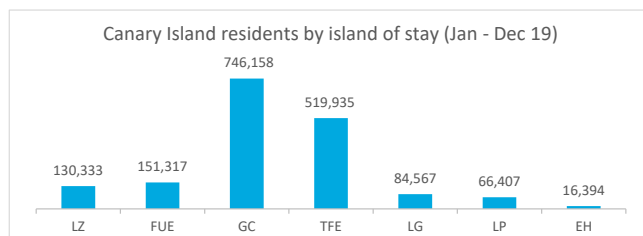
Domestic tourism

January - December 2019



Canary Islands residents staying in tourist accommodation by island of stay

	Lanzarote	Fuerteventura	Gran Canaria	Tenerife	La Gomera	La Palma	El Hierro	Canary Islands
Jan-Dec 2018	129,244	125,738	573,141	486,967	81,192	77,084	12,692	1,486,058
Jan-Dec 2019	130,333	151,317	746,158	519,935	84,567	66,407	16,394	1,715,111
% tourist of the island	30.8%	16.3%	57.8%	24.6%	2.0%	40.8%	10.7%	100%
Change, 19-18	1,089	25,579	173,017	32,968	3,375	-10,677	3,702	229,053
Change, % 19-18	0.8%	20.3%	30.2%	6.8%	4.2%	-13.9%	29.2%	15.4%



Canary Islands residents staying in tourist accommodation by island of residence and island of stay

ISLAND OF RESIDENCE	ISLAND OF STAY							
	Lanzarote	Fuerteventura	Gran Canaria	Tenerife	La Gomera	La Palma	El Hierro	CANARY ISLANDS
Lanzarote	40,146	8,148	61,268	6,299	94	4,516	153	120,624
Fuerteventura	8,750	24,630	69,260	6,809	101	1,763	163	111,476
Gran Canaria	44,178	71,652	431,618	66,387	3,437	9,160	2,155	628,587
Tenerife	23,610	35,814	127,927	339,134	78,319	21,917	11,143	637,864
La Gomera	433	126	25,120	16,870	1,701	1,638	243	46,131
La Palma	12,944	9,609	25,087	68,641	753	27,097	788	144,919
El Hierro	272	1,338	5,878	15,795	162	316	1,749	25,510
CANARY ISLANDS	130,333	151,317	746,158	519,935	84,567	66,407	16,394	1,715,111

Year on year variation: January - December 2019/2018

ISLAND OF RESIDENCE	ISLAND OF STAY							
	Lanzarote	Fuerteventura	Gran Canaria	Tenerife	La Gomera	La Palma	El Hierro	CANARY ISLANDS
Lanzarote	-27.8%	-21.7%	79.6%	-61.0%	-39.7%	0.4%	-46.3%	-0.5%
Fuerteventura	-16.6%	-15.4%	408.9%	64.8%	-32.2%	-36.2%	94.0%	84.7%
Gran Canaria	20.5%	24.0%	4.3%	-26.0%	-27.4%	-33.9%	28.7%	1.7%
Tenerife	7.0%	52.6%	75.9%	13.0%	8.4%	0.1%	37.6%	22.5%
La Gomera	316.3%	117.2%	504.6%	20.6%	-23.2%	-66.4%	66.4%	80.7%
La Palma	253.4%	96.7%	-14.7%	33.2%	-8.5%	2.2%	-40.2%	22.6%
El Hierro	-58.0%	3330.8%	14.2%	38.1%	-81.0%	-88.2%	60.9%	16.5%
CANARY ISLANDS	0.8%	20.3%	30.2%	6.8%	4.2%	-13.9%	29.2%	15.4%

Canary Islands residents travelling to other islands (residents of each island are excluded)

	Lanzarote	Fuerteventura	Gran Canaria	Tenerife	La Gomera	La Palma	El Hierro	CANARY ISLANDS
Outbound tourism	80,478	86,846	196,969	298,730	44,430	117,822	23,761	849,036
Year on year variation (%)	22.7%	178.1%	-3.7%	35.4%	90.5%	28.5%	14.2%	29.1%
Inbound tourism	90,187	126,687	314,540	180,801	82,866	39,310	14,645	849,036
Year on year variation (%)	22.5%	31.1%	97.6%	-3.3%	4.9%	-22.3%	26.2%	29.1%
Net balance	9,709	39,841	117,571	-117,929	38,436	-78,512	-9,116	0

Distribution by island of residence

ISLAND OF RESIDENCE	ISLAND OF STAY							
	Lanzarote	Fuerteventura	Gran Canaria	Tenerife	La Gomera	La Palma	El Hierro	CANARY ISLANDS
Lanzarote	30.8%	5.4%	8.2%	1.2%	0.1%	6.8%	0.9%	7.0%
Fuerteventura	6.7%	16.3%	9.3%	1.3%	0.1%	2.7%	1.0%	6.5%
Gran Canaria	33.9%	47.4%	57.8%	12.8%	4.1%	13.8%	13.1%	36.6%
Tenerife	18.1%	23.7%	17.1%	65.2%	92.6%	33.0%	68.0%	37.2%
La Gomera	0.3%	0.1%	3.4%	3.2%	2.0%	2.5%	1.5%	2.7%
La Palma	9.9%	6.4%	3.4%	13.2%	0.9%	40.8%	4.8%	8.4%
El Hierro	0.2%	0.9%	0.8%	3.0%	0.2%	0.5%	10.7%	1.5%
CANARY ISLANDS	100%	100%	100%	100%	100%	100%	100%	100%

Distribution by island of stay

ISLAND OF RESIDENCE	ISLAND OF STAY							
	Lanzarote	Fuerteventura	Gran Canaria	Tenerife	La Gomera	La Palma	El Hierro	CANARY ISLANDS
Lanzarote	33.3%	6.8%	50.8%	5.2%	0.1%	3.7%	0.1%	100%
Fuerteventura	7.8%	22.1%	62.1%	6.1%	0.1%	1.6%	0.1%	100%
Gran Canaria	7.0%	11.4%	68.7%	10.6%	0.5%	1.5%	0.3%	100%
Tenerife	3.7%	5.6%	20.1%	53.2%	12.3%	3.4%	1.7%	100%
La Gomera	0.9%	0.3%	54.5%	36.6%	3.7%	3.6%	0.5%	100%
La Palma	8.9%	6.6%	17.3%	47.4%	0.5%	18.7%	0.5%	100%
El Hierro	1.1%	5.2%	23.0%	61.9%	0.6%	1.2%	6.9%	100%
CANARY ISLANDS	7.6%	8.8%	43.5%	30.3%	4.9%	3.9%	1.0%	100%